



客尊 · 誠信 · 創新 · 卓越

緯創軟體 法人說明會

股票代碼：4953

www.wits.com/tw/

投資人關係聯絡人：林佑蓉
(02)7745-8806, YuriLin@wits.com

2024/2/15



免責聲明



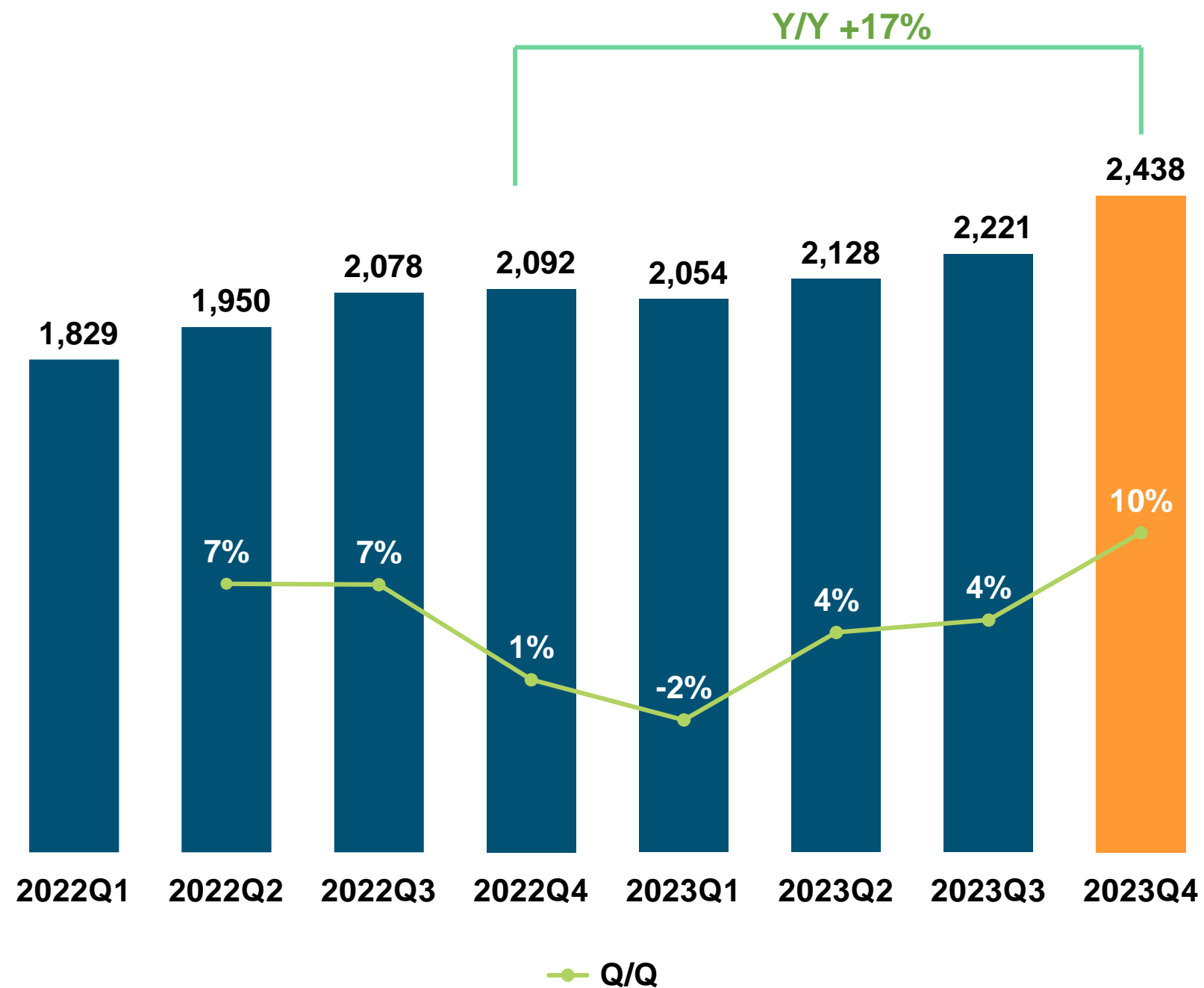
- This presentation is private and confidential and is being made available to the recipient on the express understanding that it will be kept confidential and that the recipient shall not copy, reproduce, distribute or pass to third parties this presentation in whole or in part at any time. This presentation is the property of Wistron Information Technology and Services Corporation (“Wistron ITS”) and the recipient agrees that it will, on request, promptly return this presentation and all other information supplied in connection with the ideas and concepts presented herein, without retaining any copies.
- This presentation has been prepared by Wistron ITS and is being delivered to the recipient and is for general reference only. The sole purpose of this presentation is to assist the recipient in understanding Wistron ITS. This presentation is not intended to form the basis of a decision to purchase securities or any other investment decision and does not constitute an offer, invitation or recommendation for the sale or purchase of securities. Any decision to purchase securities in any offering of Wistron ITS should be made solely on the basis of the information contained in a prospectus which may be published or distributed in due course in connection with such offering, if any. Neither the information contained in this presentation nor any further information made available in connection with the subject matter contained herein will form the basis of any contract.
- This presentation does not purport to be comprehensive or to contain all the information about Wistron ITS, its business, its current or historical operating results or its future business prospects. The information contained herein is based on publicly available information and sources, which we believe to be reliable, but we do not represent it is accurate or complete. The recipient of this presentation must make its own investigation and assessment of the ideas and concepts presented herein. No representation, warranty or undertaking, express or implied, is or will be made or given and no responsibility or liability is or will be accepted by Wistron ITS or by any of its directors, officers, employees, agents or advisers, in relation to the accuracy or completeness of this presentation or any other written or oral information made available in connection with the ideas and concepts presented herein. Any responsibility or liability for any such information is expressly disclaimed.
- In furnishing this presentation, Wistron ITS undertakes no obligation to provide the recipient with access to any additional information, or to update, or to correct any inaccuracies which may become apparent in, this presentation or any other information made available in connection with the ideas and concepts presented herein.
- The financial numbers hereby are based on International Financial Reporting Standards (IFRSs).
- The consolidated financial numbers in 2023Q4 and Y2023 were unaudited.

營收表現

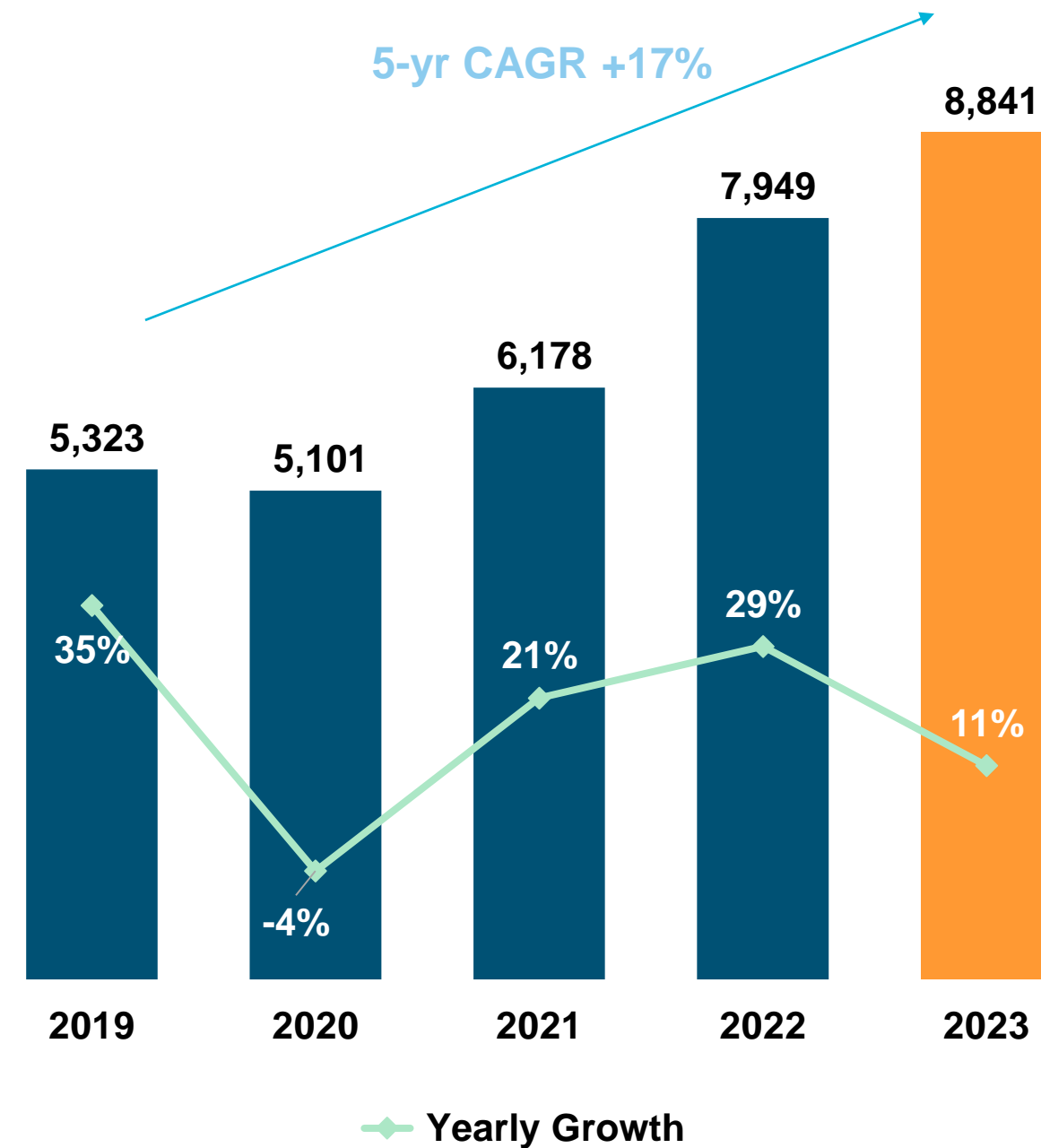


單位：新台幣百萬元

季度營業收入&營收成長率Q/Q



年度營業收入&營收成長率Y/Y

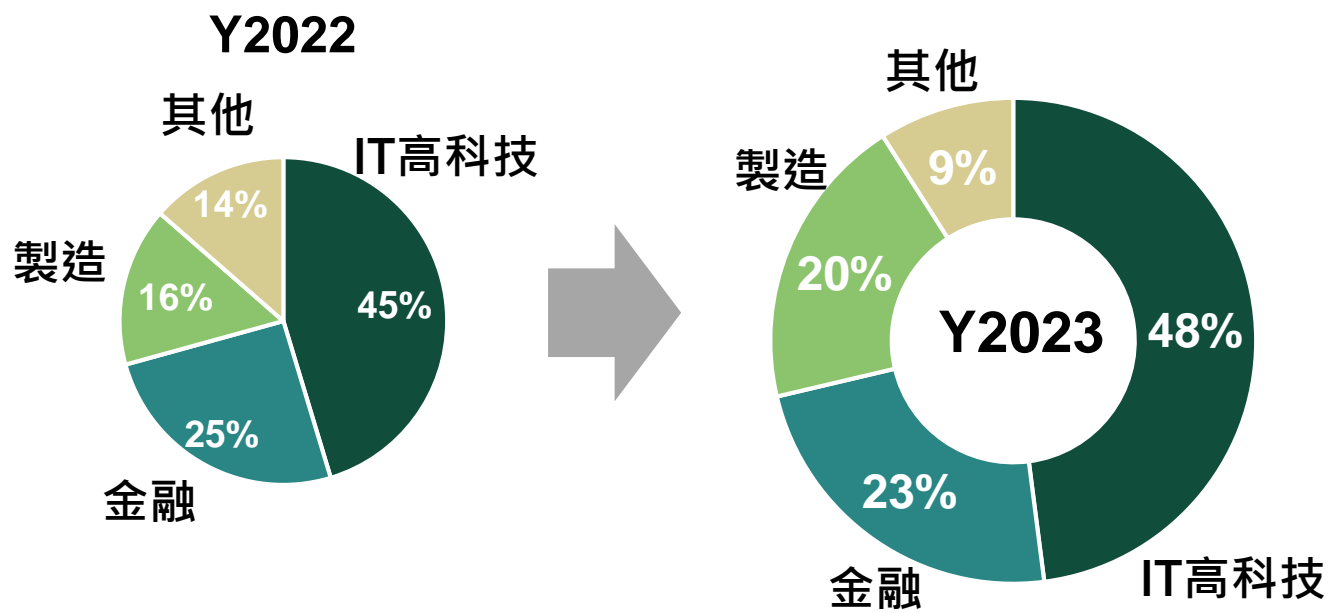
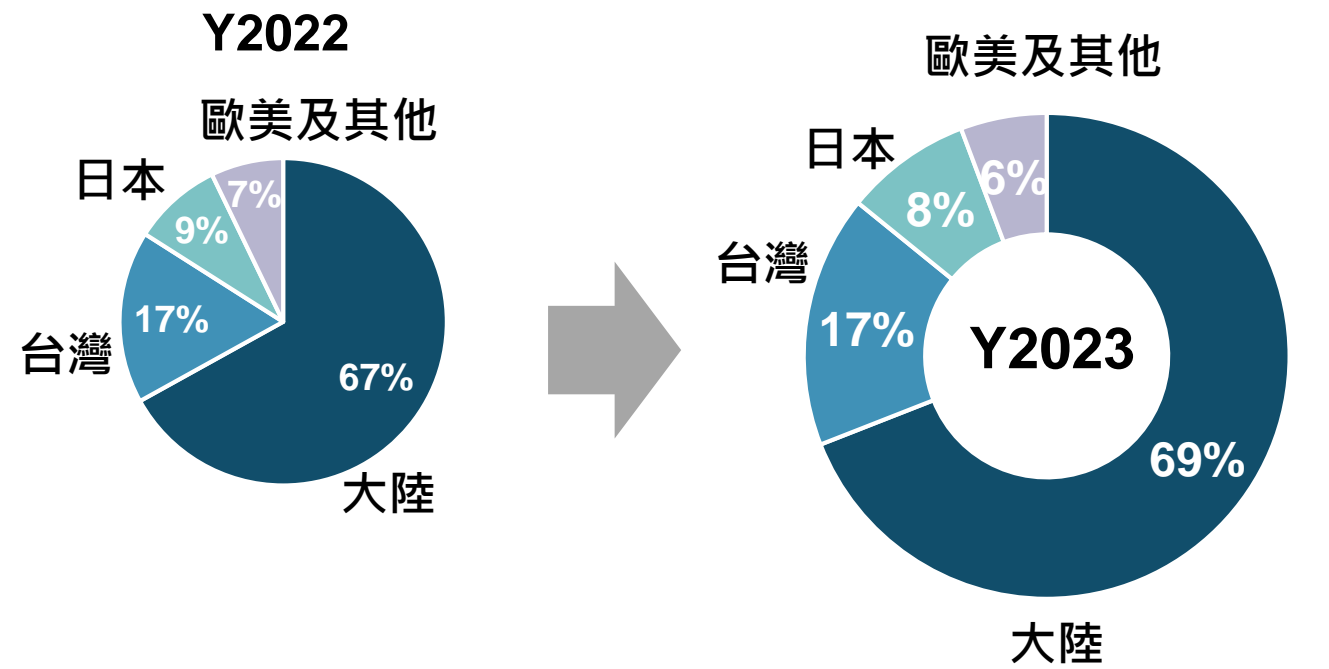


註：2023年度及2023年第四季財務數據尚未經會計師查核。

收入分析

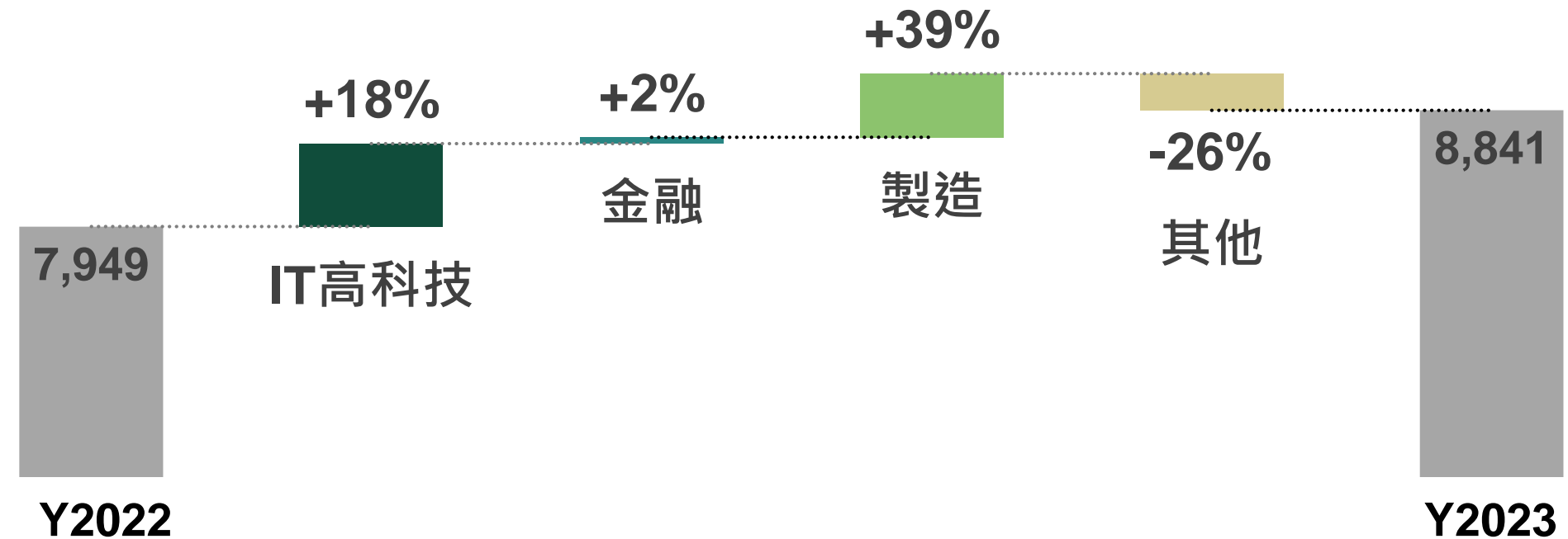
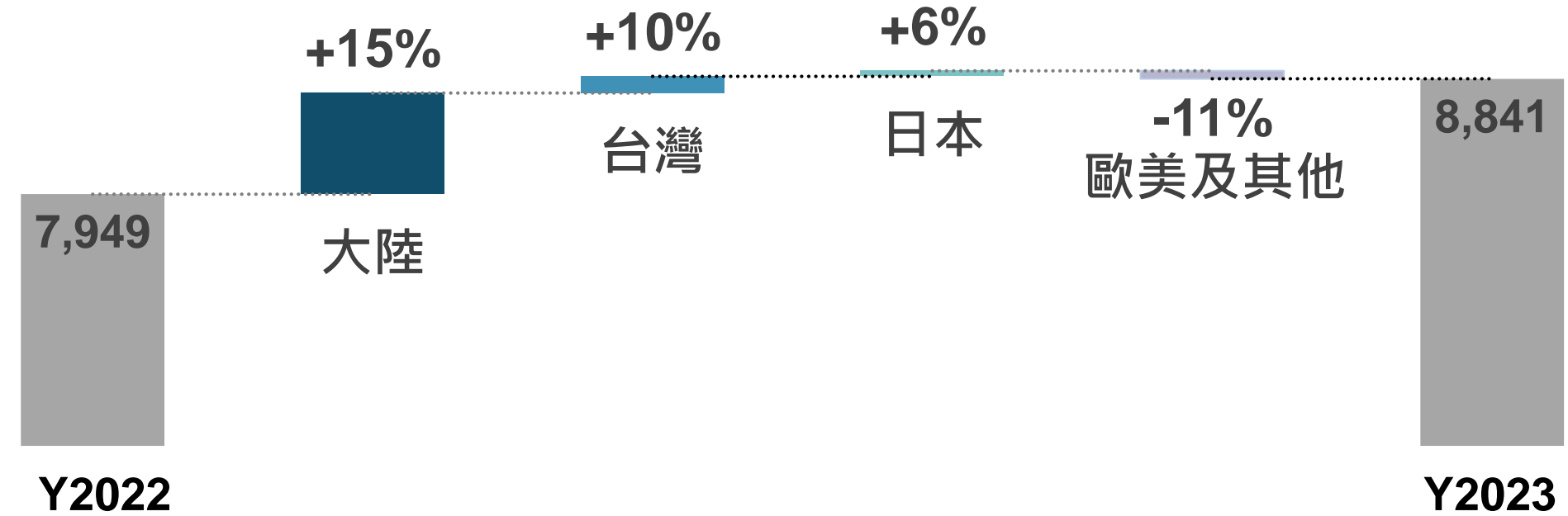


營收佔比



2023年度營收組成變化

單位：新台幣百萬元

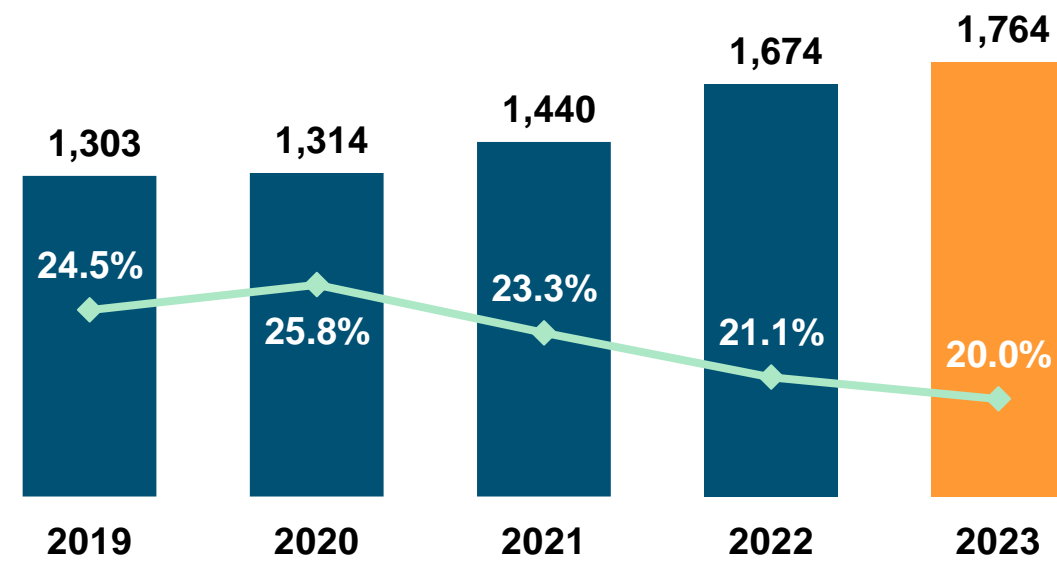


獲利表現

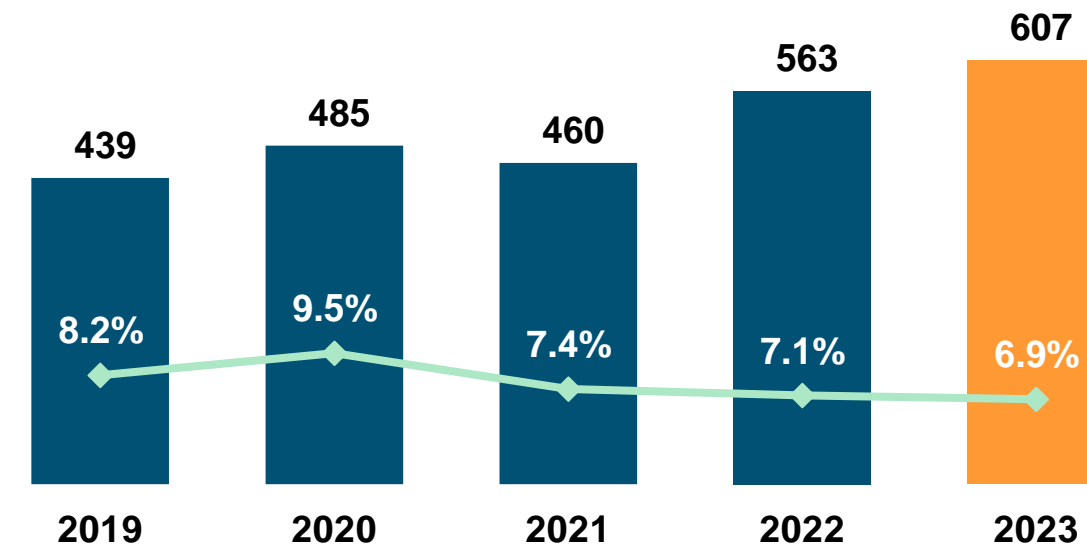


單位：新台幣百萬元

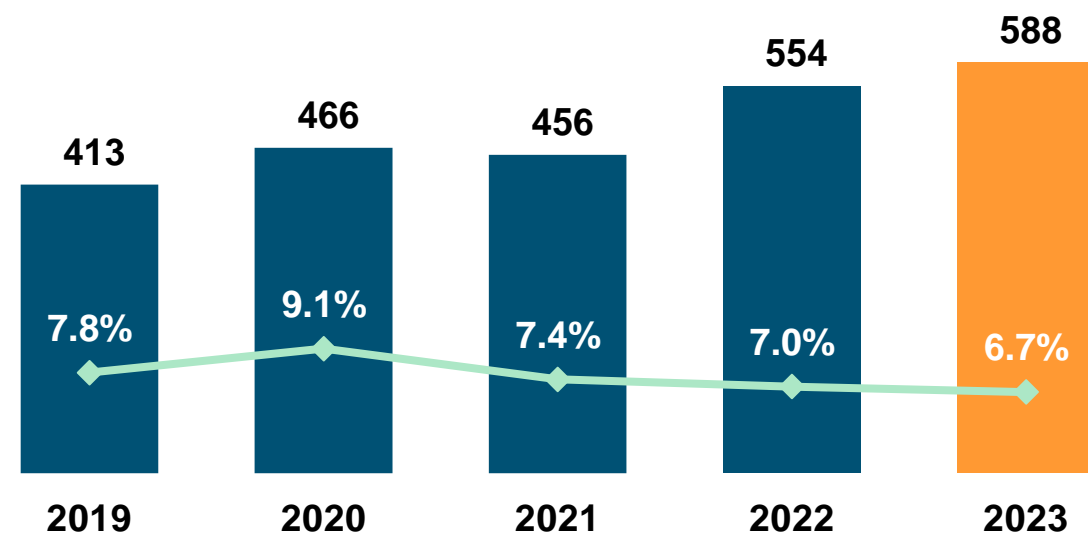
營業毛利&毛利率



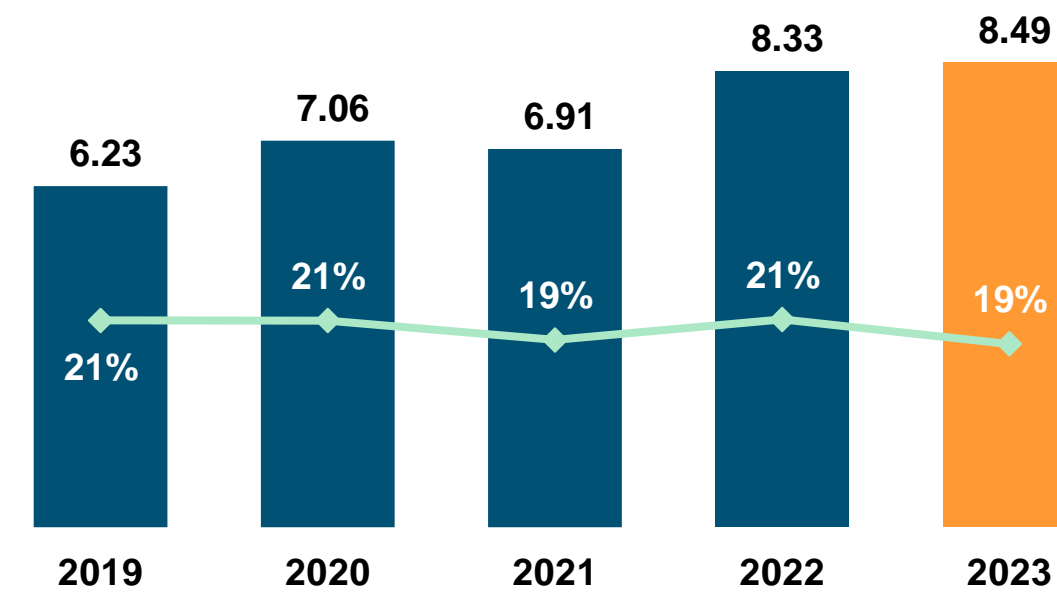
營業利益&營益率



稅後淨利&淨利率



EPS(新台幣元) & ROE



註：2023年度財務數據尚未經會計師查核。



Q&A

客尊 · 誠信 · 創新 · 卓越





與客戶一起成就美好世界

Together with our clients, we are primed to make the world better.



補充資訊

• 2023年自結合併財務報表

客尊 · 誠信 · 創新 · 卓越



自結合併綜合損益表(季度)



除每股盈餘外，金額均以新台幣千元為單位

	2023Q4		2023Q3		Q/Q	2022Q4		Y/Y
營業收入	\$ 2,438,703	100%	\$ 2,220,500	100%	9.8%	\$ 2,092,088	100%	16.6%
營業毛利	479,029	20%	456,146	21%	5.0%	414,623	20%	15.5%
營業利益	165,190	7%	158,881	7%	4.0%	126,858	6%	30.2%
稅前淨利	189,435	8%	174,808	8%	8.4%	177,229	9%	6.9%
本期淨利	170,110	7%	162,538	7%	4.7%	163,650	8%	3.9%
每股盈餘(新台幣元)	\$ 2.35		\$ 2.29			\$ 2.46		

註：2023Q4 財務數據尚未經會計師查核。

自結合併綜合損益表(年度)



除每股盈餘外，金額均以新台幣千元為單位

	2023		2022		Y/Y		
營業收入	\$	8,841,258	100%	\$	7,948,886	100%	11.2%
營業毛利		1,764,275	20%		1,673,914	21%	5.4%
營業利益		606,628	7%		562,817	7%	7.8%
稅前淨利		660,526	8%		633,133	8%	4.3%
本期淨利		587,974	7%		554,202	7%	6.1%
每股盈餘(新台幣元)	\$	8.49		\$	8.33		

註：2023年度財務數據尚未經會計師查核。