

客尊 · 誠信 · 創新 · 卓越

wistron[®]
Wistron ITS

緯創軟體法人說明會

股票代碼：4953

2021/08/10

投資人關係聯絡人：李禎惠

(02)7745-8816 · MaggieLee@wistronits.com



Disclaimer

- This presentation is private and confidential and is being made available to the recipient on the express understanding that it will be kept confidential and that the recipient shall not copy, reproduce, distribute or pass to third parties this presentation in whole or in part at any time. This presentation is the property of Wistron ITS Corporation (“Wistron ITS”) and the recipient agrees that it will, on request, promptly return this presentation and all other information supplied in connection with the ideas and concepts presented herein, without retaining any copies.
- This presentation has been prepared by Wistron ITS and is being delivered to the recipient and is for general reference only. The sole purpose of this presentation is to assist the recipient in understanding Wistron ITS. This presentation is not intended to form the basis of a decision to purchase securities or any other investment decision and does not constitute an offer, invitation or recommendation for the sale or purchase of securities. Any decision to purchase securities in any offering of Wistron ITS should be made solely on the basis of the information contained in a prospectus which may be published or distributed in due course in connection with such offering, if any. Neither the information contained in this presentation nor any further information made available in connection with the subject matter contained herein will form the basis of any contract.
- This presentation does not purport to be comprehensive or to contain all the information about Wistron ITS, its business, its current or historical operating results or its future business prospects. The information contained herein is based on publicly available information and sources, which we believe to be reliable, but we do not represent it is accurate or complete. The recipient of this presentation must make its own investigation and assessment of the ideas and concepts presented herein. No representation, warranty or undertaking, express or implied, is or will be made or given and no responsibility or liability is or will be accepted by Wistron ITS or by any of its directors, officers, employees, agents or advisers, in relation to the accuracy or completeness of this presentation or any other written or oral information made available in connection with the ideas and concepts presented herein. Any responsibility or liability for any such information is expressly disclaimed.
- In furnishing this presentation, Wistron ITS undertakes no obligation to provide the recipient with access to any additional information, or to update, or to correct any inaccuracies which may become apparent in, this presentation or any other information made available in connection with the ideas and concepts presented herein.
- The financial numbers hereby are based on International Financial Reporting Standards (IFRSs).
- Cumulative consolidated numbers were audited (reviewed) by CPA.

大陸前10大

數字服務領軍企業 (IDC)



最高級國際認證

前10大客戶

貢獻 40%+ 營收

與緯軟合作關係均超過 5 年以上

6+ 家為世界 500 強 企業



台灣第1大

資訊委外服務廠商

追求永續 緯軟ESG



Environmental 環境

溫室氣體排放量年減9%



Social 社會

友善職場



Governance 公司治理

公司治理評鑑上櫃公司排名前5%



社會參與



2021 上半年財務成果總覽

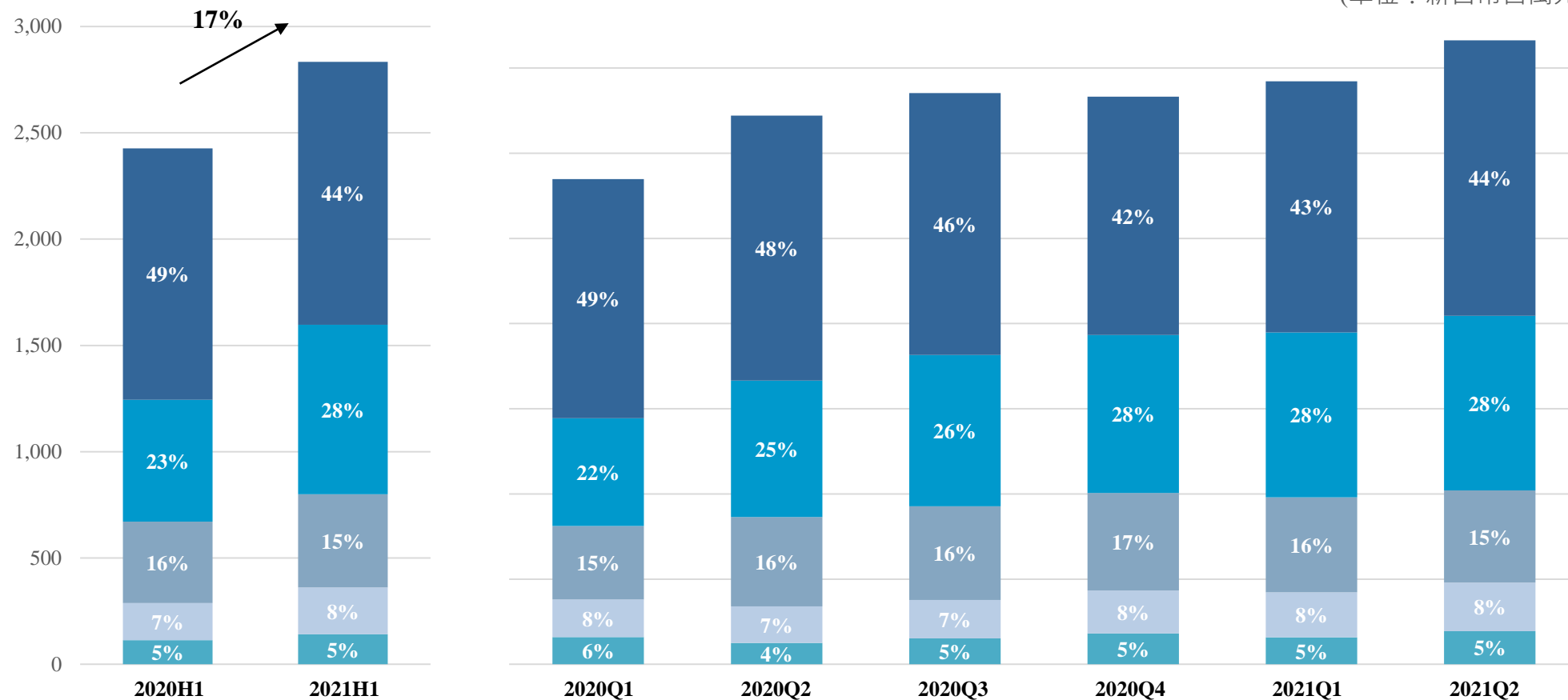
合併綜合損益表

除每股盈餘外，金額均以新台幣千元為單位

	2021上半年度		2020上半年度		YoY
營業收入	\$ 2,833,811	100%	\$ 2,427,299	100%	16.7%
營業成本	(2,153,433)	(76%)	(1,804,871)	(74%)	19.3%
營業毛利	680,378	24%	622,428	26%	9.3%
營業費用	(434,938)	(15%)	(390,648)	(16%)	11.3%
營業利益	245,440	9%	231,780	10%	5.9%
營業外收入及支出	10,480	0%	12,820	0%	(18.3%)
稅前淨利	255,920	9%	244,600	10%	4.6%
所得稅費用	(37,080)	(1%)	(33,890)	(1%)	9.4%
本期淨利	218,840	8%	210,710	9%	3.9%
每股盈餘(新台幣元)	\$ 3.32		\$ 3.18		

收入分析-產業別

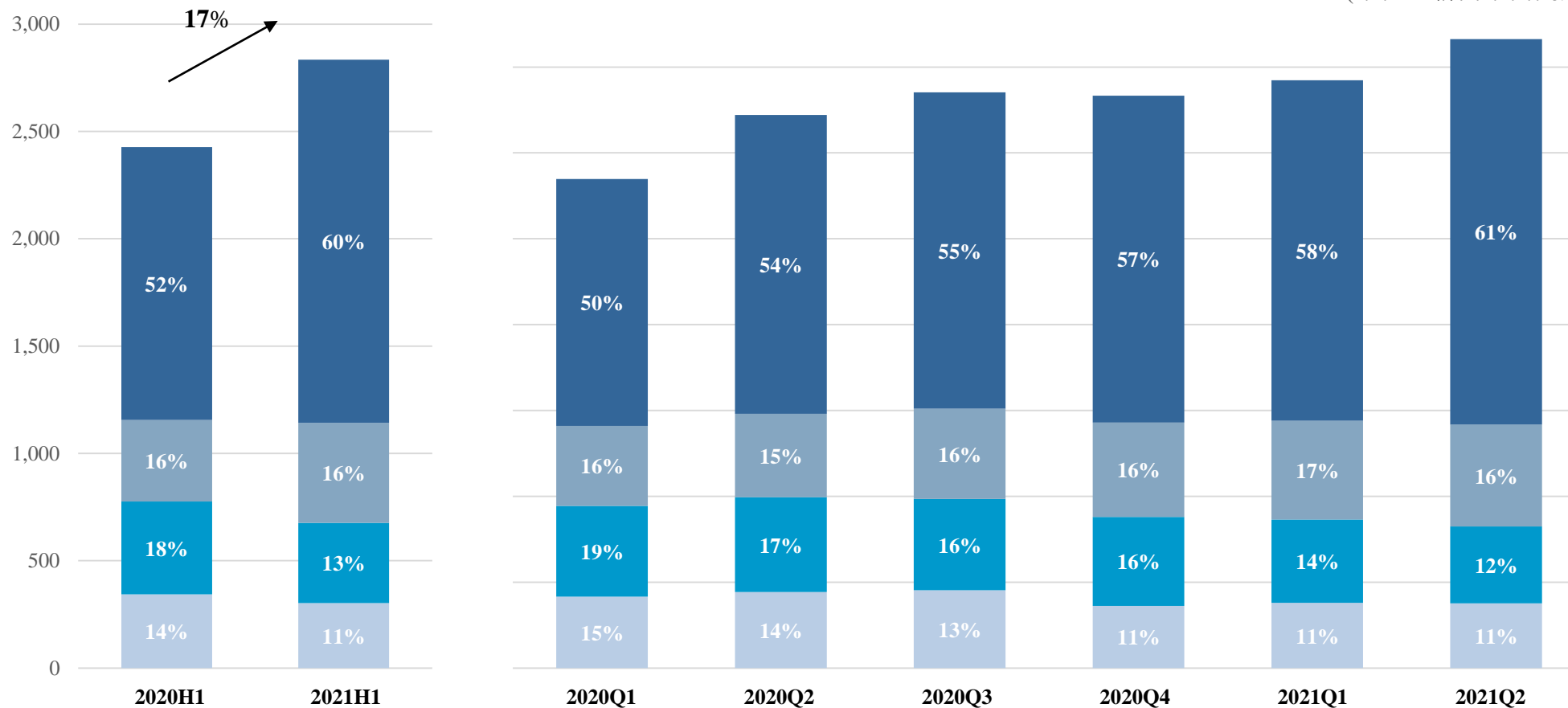
(單位：新台幣百萬元)



	2021H1 vs 2020H1	QoQ	Q2 YoY
IT高科技	5%	10%	4%
金融	39%	6%	28%
電信	15%	-3%	3%
製造	26%	8%	33%
其他	24%	24%	56%

收入分析-地區別

(單位：新台幣百萬元)



2021H1 vs 2020H1

QoQ

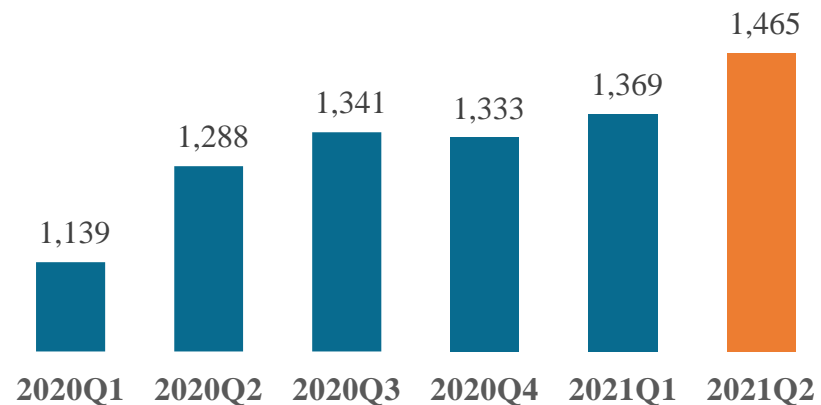
Q2 YoY

大陸	33%	13%	29%
台灣	23%	3%	22%
日本	-14%	-8%	-19%
歐美及其他	-12%	-1%	-15%

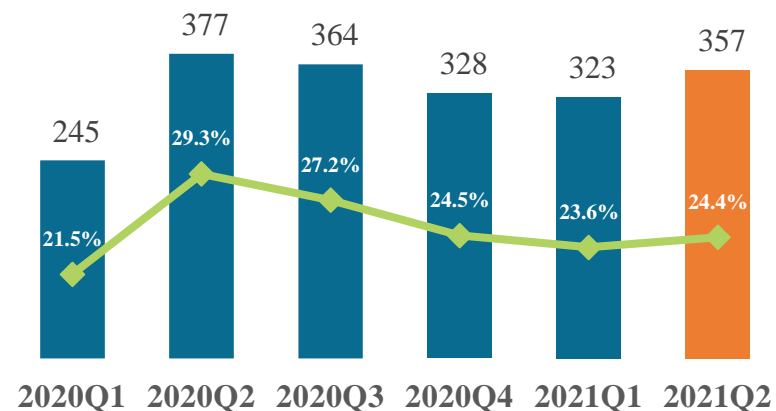
財務表現

單位：新台幣百萬元

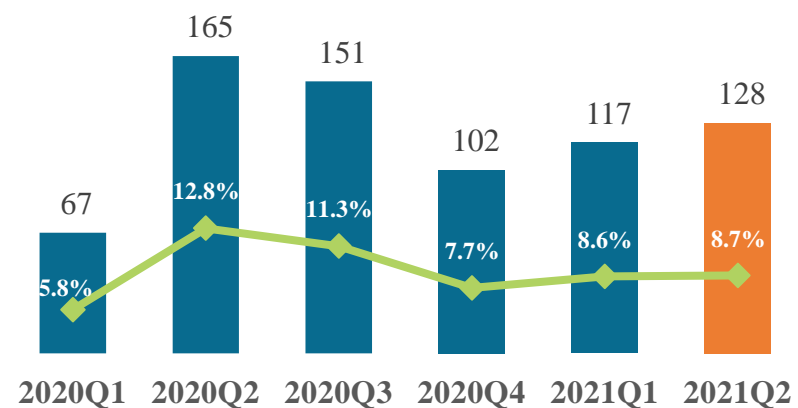
營業收入



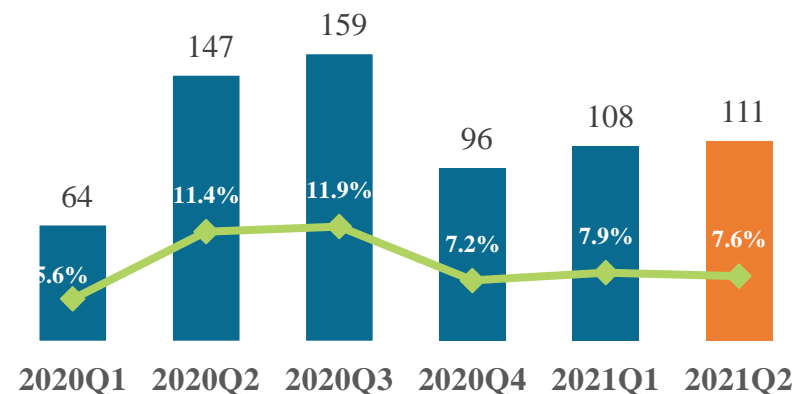
營業毛利



營業利益

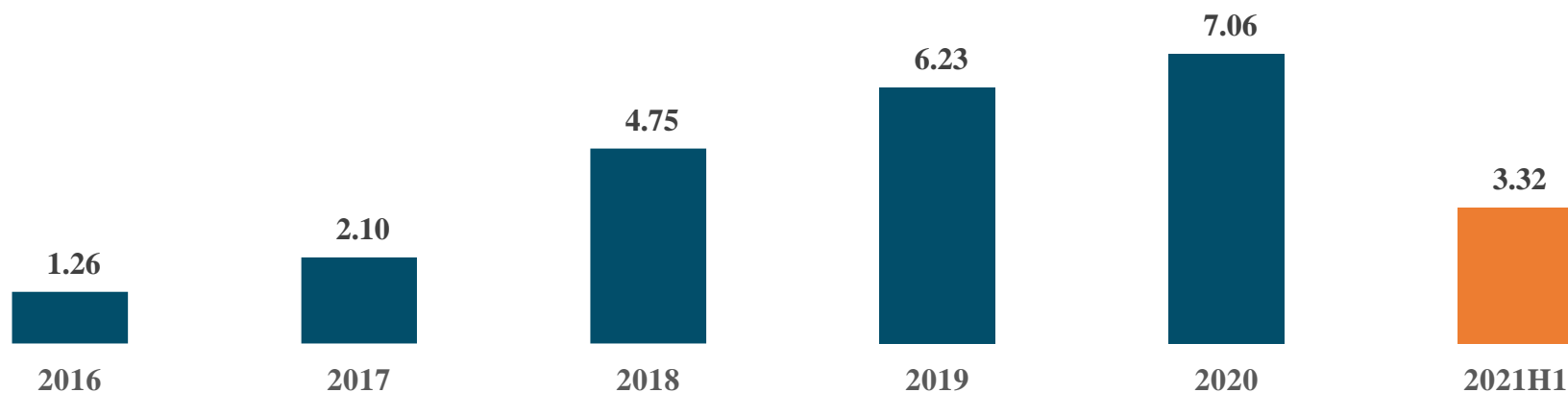


稅後淨利

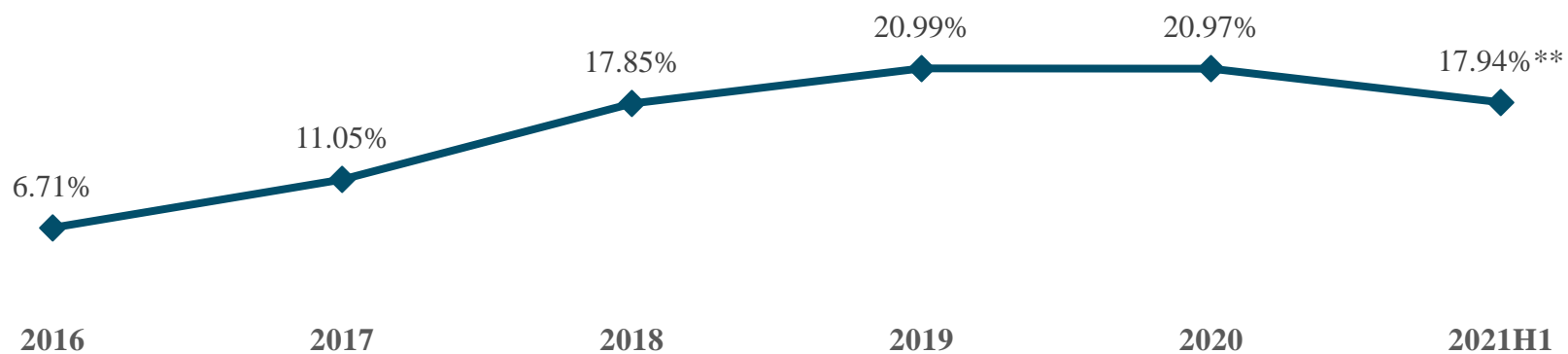


獲利能力

每股盈餘 (NT\$)



股東權益報酬率 (ROE)*



*股東權益報酬率(ROE)為以母公司股東平均股權計算的年化數據。

**因股東會延期至7/23通過盈餘分派案，第二季財報股東權益尚未扣除股利。如按原日期召開，則上半年度ROE年化數據為19.24%。

合併資產負債表

除每股淨值外，金額均以新台幣千元為單位

	2021/6/30		2020/12/31		2020/6/30				
資產負債表項目									
現金及約當現金	\$	837,100	22%	\$	1,175,302	33%	\$	729,455	22%
應收票據及帳款淨額(含關係人)		1,857,069	50%		1,467,925	40%		1,503,048	47%
不動產、廠房及設備		812,866	22%		810,501	22%		822,768	25%
資產總額		3,687,679	100%		3,644,177	100%		3,261,170	100%
負債總額		1,143,992	31%		1,308,959	36%		1,246,141	38%
股東權益總額		2,543,687	69%		2,335,218	64%		2,015,029	62%
重要財務指標									
每股淨值(新台幣元)	\$	38.56		\$	35.52		\$	30.65	
平均收現日數(天)		109			104			109	

股利發放

	2016	2017	2018	2019	2020
現金股利 (NT\$)	1.10	0.50	1.70	3.23	4.98
股票股利 (NT\$)	-	1.00	1.00	-	-
每股盈餘(NT\$)	1.52	2.54	5.22	6.23	7.06
股利發放率	72%	59%	52%	52%	71%
現金股利發放率	72%	20%	32%	52%	71%

2021 營運展望

提升潛力產業及高成長客戶市佔率 帶動營收健康成長 維持獲利穩健表現



持續開拓目標新客戶



專注指標客戶的經營



成為客戶前3大供應商



wistron[®]
Wistron ITS

與客戶共同改變世界