

客尊 · 誠信 · 創新 · 卓越

wistron[®]
Wistron ITS

緯創軟體法人說明會

股票代碼：4953

2022/02/14

投資人關係聯絡人：李禎惠

(02)7745-8816 · MaggieLee@wistronits.com

wits



免責聲明

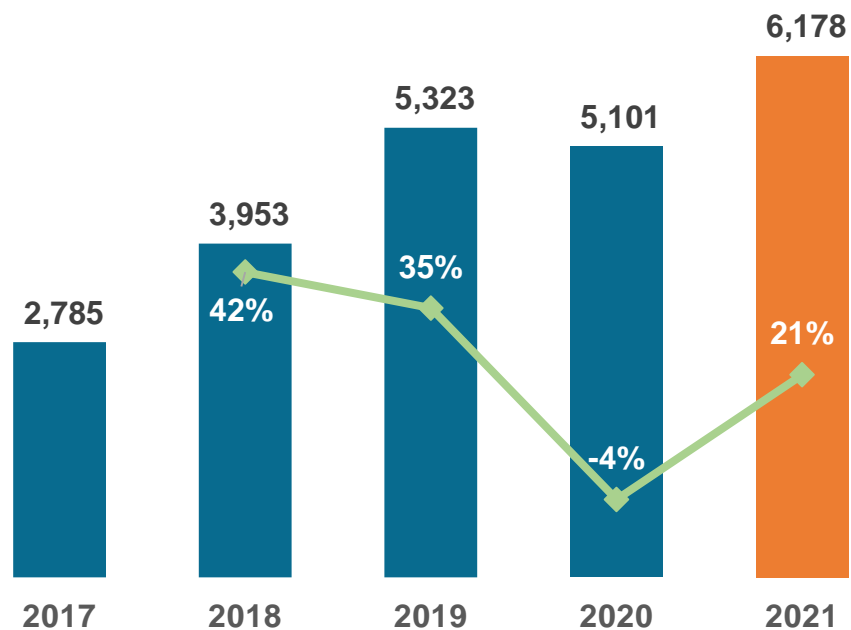
- This presentation is private and confidential and is being made available to the recipient on the express understanding that it will be kept confidential and that the recipient shall not copy, reproduce, distribute or pass to third parties this presentation in whole or in part at any time. This presentation is the property of Wistron ITS Corporation (“Wistron ITS”) and the recipient agrees that it will, on request, promptly return this presentation and all other information supplied in connection with the ideas and concepts presented herein, without retaining any copies.
- This presentation has been prepared by Wistron ITS and is being delivered to the recipient and is for general reference only. The sole purpose of this presentation is to assist the recipient in understanding Wistron ITS. This presentation is not intended to form the basis of a decision to purchase securities or any other investment decision and does not constitute an offer, invitation or recommendation for the sale or purchase of securities. Any decision to purchase securities in any offering of Wistron ITS should be made solely on the basis of the information contained in a prospectus which may be published or distributed in due course in connection with such offering, if any. Neither the information contained in this presentation nor any further information made available in connection with the subject matter contained herein will form the basis of any contract.
- This presentation does not purport to be comprehensive or to contain all the information about Wistron ITS, its business, its current or historical operating results or its future business prospects. The information contained herein is based on publicly available information and sources, which we believe to be reliable, but we do not represent it is accurate or complete. The recipient of this presentation must make its own investigation and assessment of the ideas and concepts presented herein. No representation, warranty or undertaking, express or implied, is or will be made or given and no responsibility or liability is or will be accepted by Wistron ITS or by any of its directors, officers, employees, agents or advisers, in relation to the accuracy or completeness of this presentation or any other written or oral information made available in connection with the ideas and concepts presented herein. Any responsibility or liability for any such information is expressly disclaimed.
- In furnishing this presentation, Wistron ITS undertakes no obligation to provide the recipient with access to any additional information, or to update, or to correct any inaccuracies which may become apparent in, this presentation or any other information made available in connection with the ideas and concepts presented herein.
- The financial numbers hereby are based on International Financial Reporting Standards (IFRSs).
- The consolidated financial numbers in 2021Q4 and Y2021 were unaudited.

2021 年財務成果總覽

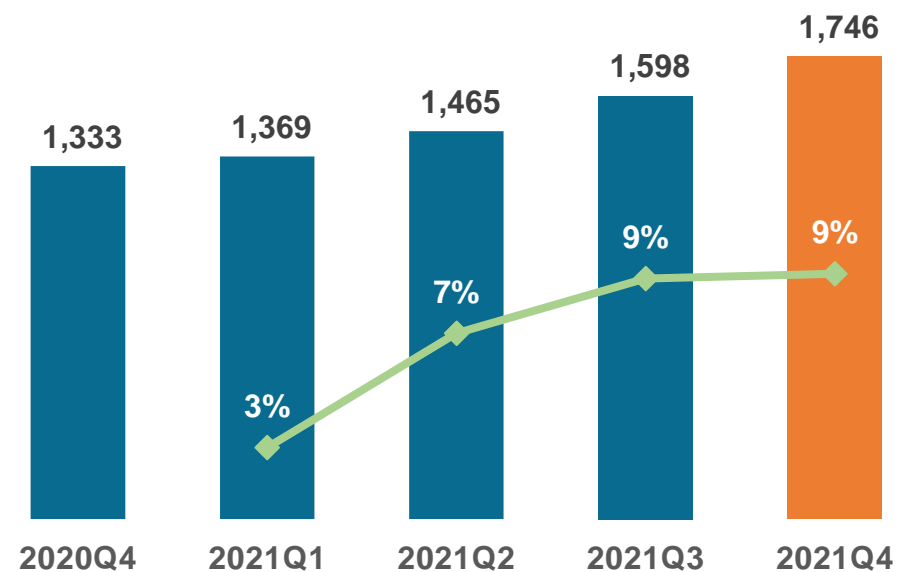
營收表現

單位：新台幣百萬元

年營業收入&營收成長率YoY

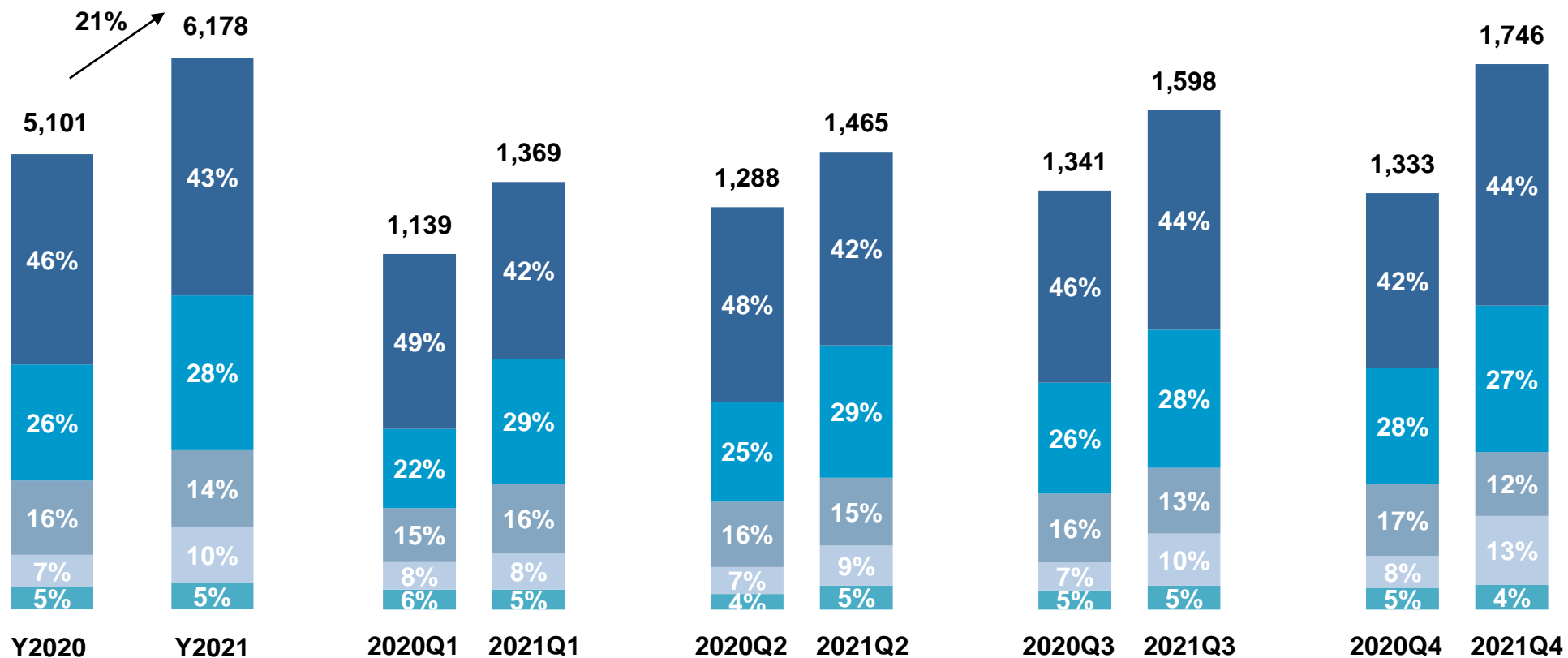


季度營業收入&營收成長率QoQ



收入分析-產業別

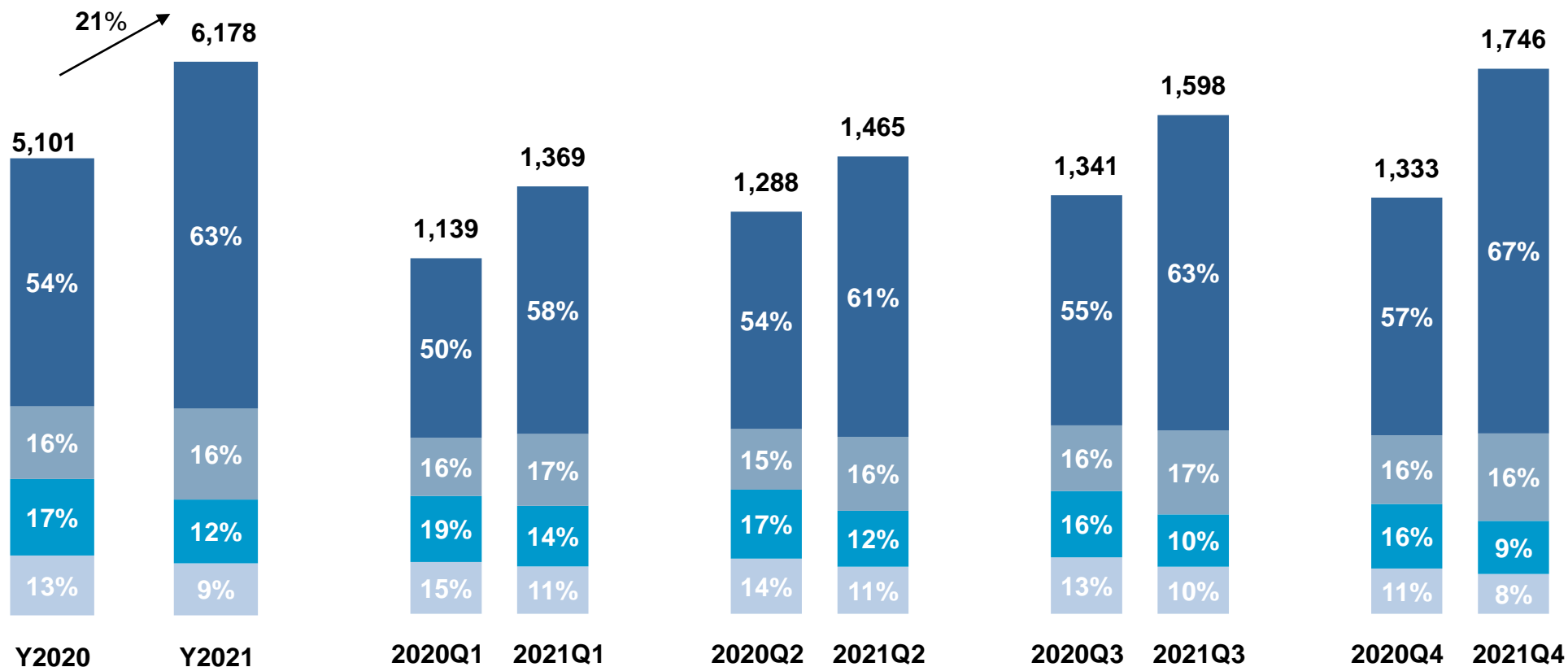
單位：新台幣百萬元



	Y2021 vs Y2020	QoQ	Q4 YoY
IT高科技	13%	10%	38%
金融	33%	6%	26%
電信	3%	-3%	-11%
製造	72%	32%	117%
其他	21%	4%	13%

收入分析-地區別

單位：新台幣百萬元

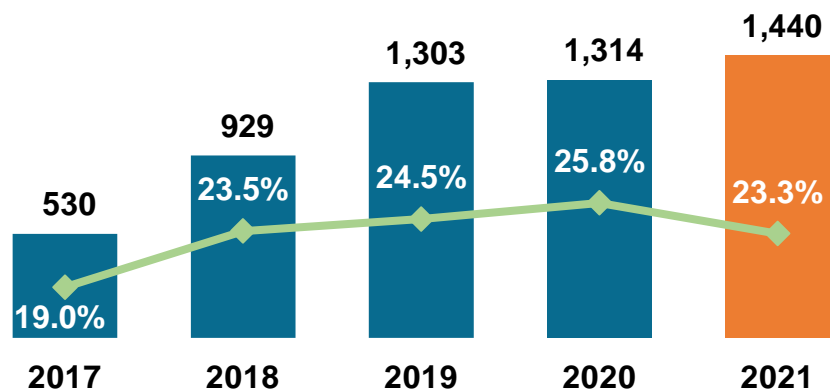


	Y2021 vs Y2020	QoQ	Q4 YoY
大陸	40%	16%	53%
台灣	25%	4%	27%
日本	-17%	1%	-18%
歐美及其他	-13%	-15%	-12%

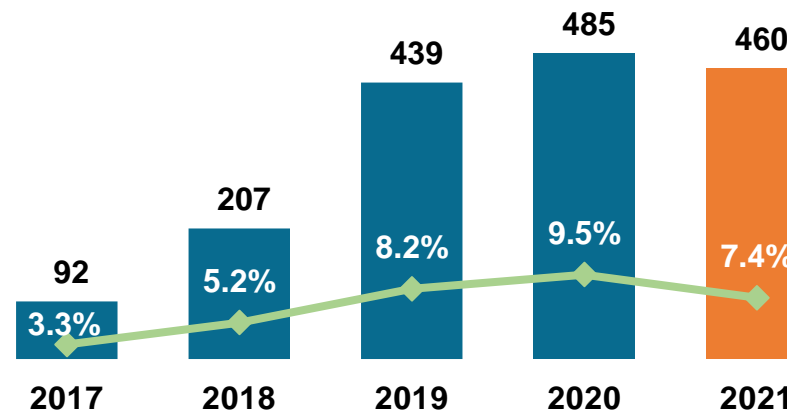
獲利表現

單位：新台幣百萬元

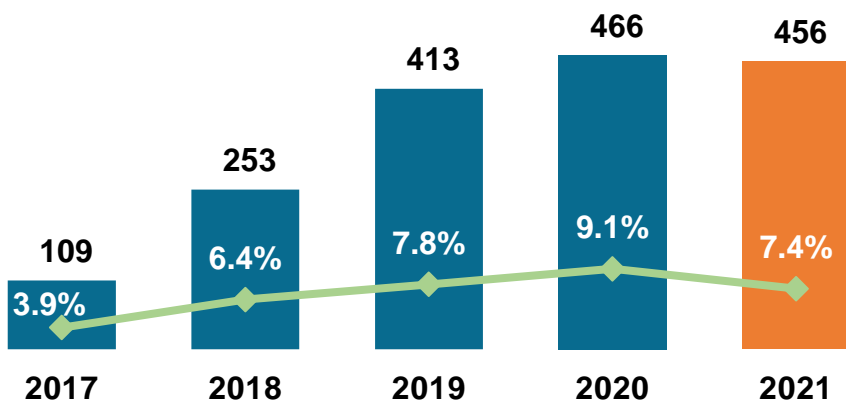
營業毛利&毛利率



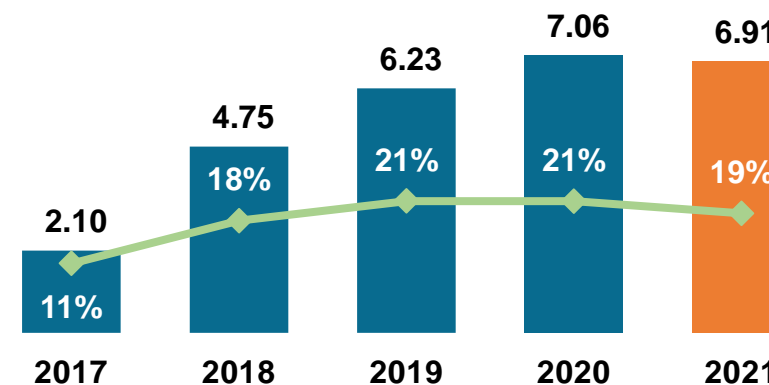
營業利益&營益率



稅後淨利&淨利率



EPS(新台幣) & ROE



註：2021年度財務數據為自結損益。

營運展望



高科技及互聯網

跨國科技企業、電子商務平台、
互聯網

IT新興技術服務

(人工智慧、大數據、雲計算、
移動互聯網、車聯網、物聯網和
區塊鏈)



智慧製造及新能源

半導體、資通訊業、智能汽車及
新能源產業

數位轉型及運營服務、智慧製造
智能駕駛、風電



金融

金控、銀行、保險、證券業

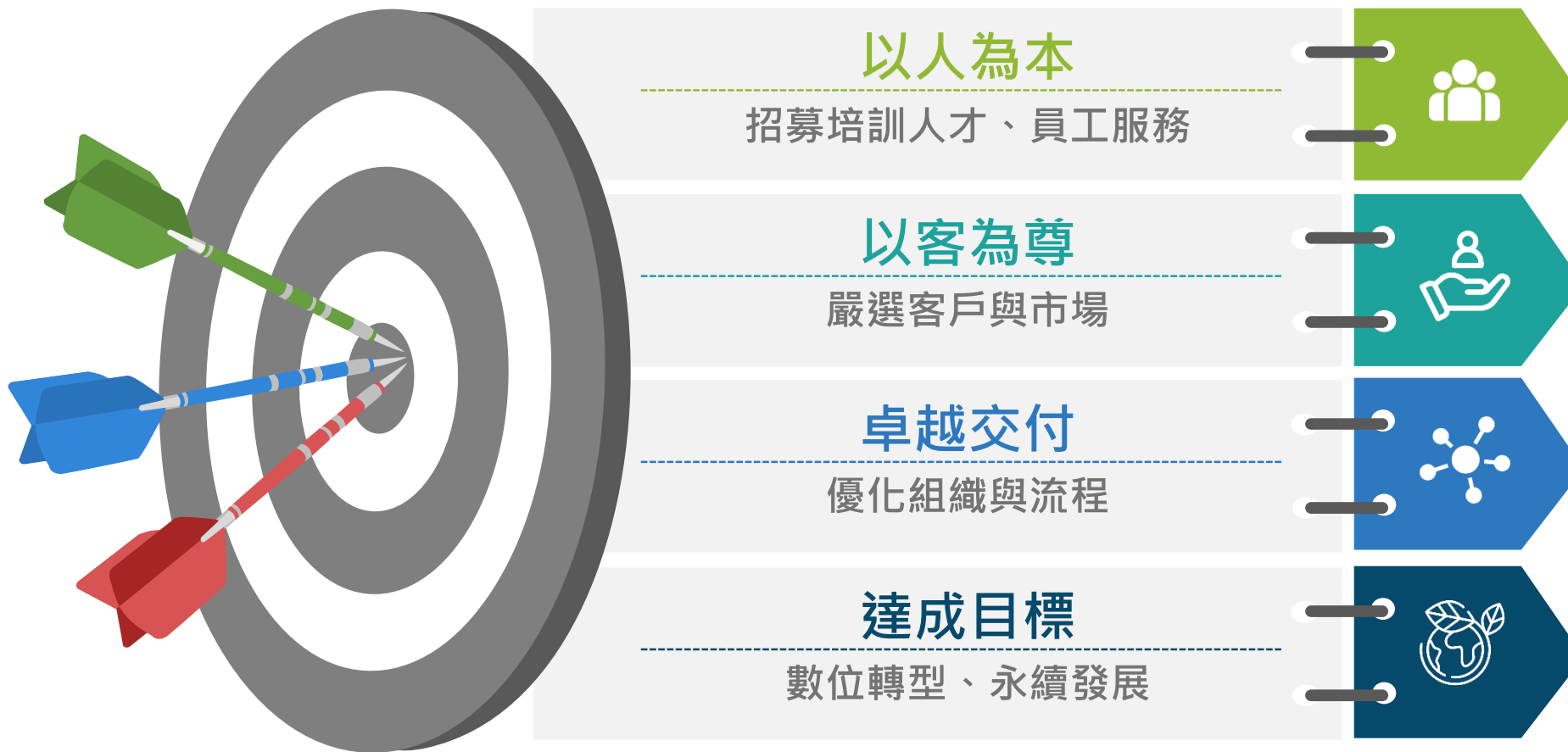
數位金融、金融科技、
開放銀行、純網銀、
金融生態圈、電子支付



電信

電信設備商、運營商

5G相關建置、開發、測試、運維、
應用
智慧城市相關應用系統



- 2022年展望：
 - 營收獲利雙成長
 - 大中華區為主要成長引擎
- 三年展望：
 - 市場需求強勁 業績持續增長
 - 大中華區繼續為主要成長市場



wistron[®]
Wistron ITS

與客戶一起成就美好世界

wits

補充資訊

2021年度及2021年第四季自結合併財務報表

自結合併綜合損益(年度)

除每股盈餘外，金額均以新台幣千元為單位

	Y2021		Y2020		YoY		
營業收入	\$	6,177,820	100%	\$	5,100,895	100%	21.1%
營業毛利		1,440,063	23%		1,313,714	26%	9.6%
營業利益		459,818	7%		484,575	10%	(5.1%)
稅前淨利		515,132	8%		549,294	11%	(6.2%)
本期淨利		455,634	7%		465,889	9%	(2.2%)
每股盈餘(新台幣元)	\$	6.91		\$	7.06		

註：2021年度財務數據為自結損益，尚未經會計師查核。

自結合併綜合損益(季度)

除每股盈餘外，金額均以新台幣千元為單位

	2021Q4		2021Q3		QoQ	2020Q4		YoY
營業收入	\$ 1,745,790	100%	\$ 1,598,219	100%	9.2%	\$ 1,332,390	100%	31.0%
營業毛利	373,855	21%	385,830	24%	(3.1%)	327,096	25%	14.3%
營業利益	97,009	5%	117,369	7%	(17.3%)	102,178	8%	(5.1%)
稅前淨利	109,671	6%	149,541	9%	(26.7%)	125,093	9%	(12.3%)
本期淨利	113,968	7%	122,826	8%	(7.2%)	96,181	7%	18.5%
每股盈餘(新台幣元)	\$ 1.73		\$ 1.86			\$ 1.47		

註：2021年第四季財務數據為自結損益，尚未經會計師查核。

自結合併資產負債表

除每股淨值外，金額均以新台幣千元為單位

	2021/12/31		2020/12/31			
資產負債表項目						
現金及約當現金	\$	877,245	22%	\$	1,175,302	33%
應收票據及帳款淨額(含關係人)		2,143,274	53%		1,467,925	40%
不動產、廠房及設備		813,853	20%		810,501	22%
資產總額		4,017,697	100%		3,644,177	100%
負債總額		1,561,438	39%		1,308,959	36%
股東權益總額		2,456,259	61%		2,335,218	64%
重要財務指標						
每股淨值(新台幣元)	\$	37.24		\$	35.52	
平均收現日數(天)		108			104	