

Stock Code : 4953

# Wistron Information Technology and Services Corp.

## 2021 Annual Report

**Taiwan Stock Exchange Market Observation Post System:  
<http://emops.twse.com.tw>**

**Wistron ITS annual report is available at <http://www.wistronits.com>**

**Publication Date April 30, 2022**

**1. Name, Title and Contact Information for Company's Spokesperson**

Spokesperson : Phoebe Chang  
Title : Vice President  
Tel : (02)7745-8888  
E-mail : spokesperson@wistronits.com

Acting Spokesperson : Mok Chen  
Title : Manager  
Tel : (02)7745-8888  
E-mail : Mokchen@wistronits.com

**2. Address and Telephone Number of Company's Registered Office and Headquarters**

Address : 32F., No. 93, Sec. 1, Xintai 5<sup>th</sup> Rd., Xizhi Dist., New Taipei City 22175,  
Taiwan, R.O.C.  
Tel : (02)7745-8888

**3. The Address and Contact information of Stock Transfer Agent**

Name : KGI Securities  
Address : 5F, No.2, Sec.1, Chongqing S. Road, Taipei  
Website : <https://www.kgi.com.tw>  
Tel : (02)2389-2999

**4. The Address and Contact information of Independent Auditors in the Most Recent Year**

Name : Ya-Ling Chen and Ming-Hung Huang, at KPMG  
Address : 68F, TAIPEI 101 TOWER, No.7, Sec.5, Xinyi Road, Taipei, 110,  
Taiwan, R.O.C.  
Website : [www.kpmg.com.tw](http://www.kpmg.com.tw)  
Tel : (02)8101-6666

**5. For more information about Wistron ITS GDRs: None**

**6. For more information about Wistron ITS: <http://www.wistronits.com>**

# INDEX

1. Letter to Shareholders .....	1
2. Wistron Information Technology and Services Corp. Introduction .....	4
3. Corporate Governance Report	
3.1 Organization .....	6
3.2 Directors, Supervisors and Management Team.....	10
3.3 Compensation of Directors, Supervisors, General Manager, and Vice Presidents.....	17
3.4 Status of Corporate Governance .....	21
3.5 Information Regarding the Company’s attesting CPAs .....	58
3.6 Replacement of Independent Auditors .....	58
3.7 Where the Company’s chairman, general manager, or any managerial officer in charge of finance or accounting matters has in the most recent year held a position at the accounting firm of its certified public accountant or at an affiliated companies of such accounting firm, the name and position of the person, and the period during which the position was held, shall be disclosed .....	58
3.8 Changes in Shareholding of Directors, Supervisors, Managers, and Major Shareholders .....	59
3.9 Relationship among the Top Ten Shareholders .....	60
3.10 Ownership of Shares in Affiliated Companies .....	61
3.11 Corporate Sustainability and Social Responsibility Management .....	62
4. Company Shares and Fund Raising	
4.1 Capital and Shares .....	64
4.2 Issuance of Corporate Bonds .....	70
4.3 Issuance of Preferred Shares .....	70
4.4 Issuance of Global Depositary Receipts .....	70
4.5 Employee Stock Options .....	70
4.6 Restricted Stock Awards to Key Employees .....	70
4.7 Issuance of New Shares in Connection with Mergers or Acquisitions or with Acquisitions of Shares of Other Companies .....	71
4.8 Implementation of the Company’s Fund Raising and Utilization .....	71
5. Operational Highlights	
5.1 Business Activities .....	72
5.2 Market, Production and Sales .....	82
5.3 Employee Data during the Most Recent Two Years .....	89
5.4 Environmental Protection Expenditure .....	89
5.5 Labor Relations .....	90
5.6 Cyber Security Management .....	93
5.7 Important Contracts .....	96

6. Financial Information	
6.1 Most Recent 5-Year Concise Financial Information .....	97
6.2 Most Recent 5-Year Financial Analysis .....	101
6.3 Audit Committee’s Review Report .....	104
6.4 Consolidated Financial Statements of the Most Recent Year .....	105
6.5 Parent Company Only Financial Statements of the Most Recent Year.....	105
6.6 Any financial difficulties experienced by the Company or its affiliated companies and impacts on the Company’s financial situation, in the most recent year and up to the publication date of this annual report .....	105
7. Review of Financial Conditions, Financial Performance, and Risk Management	
7.1 Analysis of Financial Status .....	106
7.2 Analysis of Financial Performance .....	107
7.3 Cash Flow .....	108
7.4 Major Capital Expenditures and Impact on Financial and Business .....	108
7.5 Investment Policies .....	109
7.6 Risk Management .....	109
7.7 Other Important Matters .....	112
8. Special Disclosure	
8.1 Summary of Affiliated Companies .....	113
8.2 Private Placement Securities in the Most Recent Year and up to the Publication Date of this Annual Report.....	117
8.3 Shares in the Company Held or Disposed of by Subsidiaries in the Most Recent Year and up to the Publication Date of this Annual Report.....	117
8.4 Other Matters that Require Additional Description .....	118
9. If any of the situations listed in Article 36, paragraph 3, subparagraph 2 of the Securities and Exchange Act, which might materially affect shareholders’ equity or the price of the Company’s securities, has occurred in the most recent year and up to the publication date of this annual report.....	119
Appendix 1: Consolidated Financial Statements of the Most Recent Year .....	120
Appendix 2: Parent Company Only Financial Statements of the Most Recent Year .....	185

# **1. Letter to Shareholders**

Dear Shareholders,

First of all, we would like to thank you for your long-term support and encouragement for Wistron ITS.

## A. 2021: A Year in Review

In 2021, Wistron ITS efficiently adapted to the pandemic and market changes, with our revenue back on track for rapid growth. Demand in the Greater China market has continued to rise and has been the driving force behind our overall revenue growth. Business in Taiwan has continued to grow at a steady pace, while in China we succeeded in making gains with key client groups. Thanks to income generated by high-quality clients, our revenue rose with each quarter, and our annual revenue reached record high.

The revenue increases did not happen by chance. In order to drive and sustain renewed business growth, we have undertaken necessary adjustments and reforms within our organization. In 2021, we began our digital transformation, developing various systems for employee services, recruitment, and business support. We have already seen some positive results as we build our digital transformation platform, and we will continue to optimize and develop the platform, in order to improve our efficiency and competitiveness for the next stage of Wistron ITS' growth.

With many years of experience in the IT service sector, Wistron ITS is equipped with product globalization service capabilities and cross-regional software development management systems. We also possess key technology service capabilities, allowing us to successfully establish a cross-regional, integrated software development system capable of global delivery. Our outstanding IT service and global software delivery capabilities allowed us to stand out among 160 businesses and be recognized by the Ministry of Economic Affairs at the 6th Taiwan Mittelstand Award in 2021. Wistron ITS was the only IT service provider among the recipients of this year's award.

In recent years, Wistron ITS has been actively practicing better corporate governance, which has included strengthening the diversity and function of Board of Directors, focusing on communication with stakeholders, and gradually improving our internal policies. We adopted these corporate governance practices to protect shareholders' right and ensure the Company's sustainable development. In the 2021 Corporate

Governance Evaluation, we were ranked among the top 5% of the TPEX listed companies, as well as the top 5% of small mid-cap companies, making our corporate governance performance one of the best among 1,617 listed companies. This has also demonstrated our Company's determination to achieve the highest corporate governance goals.

## B. Financial Performance

Wistron ITS reported a consolidated revenue of NT\$6.178 billion, net profit of NT\$456 million and basic earnings per share of NT\$6.91 in 2021, compared to consolidated revenue of NT\$5.101 billion, net profit of NT\$466 million and basic earnings per share of NT\$7.06 for the previous year.

Our consolidated revenue saw rapid growth in 2021, surpassing NT\$6 billion for the first time. The annual growth rate was a superb 21%, setting a new record for our Company. Although our profit performance was marginally lower than the previous year, our revenue enabled our net operating income, net profit, and basic earnings per share to hit second highest in history.

## C. 2022: A New Beginning

This year, Wistron ITS is marking our 30th anniversary. As a leading global IT service brand, over the years we have continued to cultivate elite technical teams. While technology trends constantly evolve, our teams are able to help our clients adapt quickly to keep up with the various challenges in information and technology development.

As we look to 2022, technology has entered the daily lives of people, with new technologies being applied on an increasingly broader scope. Globally, the information technology service industry is booming, as the demand for software development is seen in all sectors and industries. We are confident in the future of the IT service industry, and aim to continue growing both our revenues and profits.

To achieve our goals, we will be meticulous in our selection of markets and clients, concentrating on expanding, deepening, and strengthening our ties with major, high-quality clients. Meanwhile, human resources is our Company's greatest asset; therefore we will be focusing on talent recruitment and training, as well as improving employee services to ensure steady talent retainment. This will in turn allow us to deliver outstanding results and guarantee service quality, enabling us to forge vital, long-term strategic

partnerships with our clients.

From Asia to the world, built on integrity and powered by information technology capabilities, Wistron ITS provides clients across the globe with reliable, innovative, high-tech services. We will continue to strengthen our technical capabilities and management, as well as work with top-tier clients around the world to achieve innovative visions and build a better future.

We thank all our shareholders for their encouragement and support, which has enabled us to continue to scale up and grow. Wistron ITS will continue to work hard to maximize profits for all shareholders.

Sincerely Yours,  
and with warm regards,

Chairman Ching Hsiao

## **2. Wistron Information Technology and Services Corp.**

### **Introduction**

#### **A. Date of Establishment: June 1st, 1992.**

#### **B. Company Introduction**

As a leading information services provider in the Asia-Pacific region, Wistron ITS works with clients that include Fortune 500 world-renowned companies as well as industry leaders both domestically and internationally. Wistron ITS aims to become our clients' long-term, trusted partner in a sustainable business relationship.

With IT technology at the core of our operations, we provide professional information services such as research and development, testing, operation and maintenance, business procedure outsourcing, and localization services (i18n and L10N). We also have extensive experience in advanced technology application fields, such as AI, big data, cloud computing, fintech, IoT, and 5G. With abundant and diverse technical resources, we are able to meet our clients' various needs. Today, Wistron ITS consists of more than 8,200 employees across 17 locations in Taiwan, China, Japan, and the U.S.A., and we offer services to clients in over 150 cities around the globe.

Founded on June 1st of 1992, the Company mainly focuses on providing product globalization services (i18n and L10N) and establishing partnerships with top international companies. With the investment from Wistron Corporation in 2002, the Company was renamed to Wistron ITS in 2004, and expanded its international business with information outsourcing services as the main focus. In 2006, Wistron ITS successfully expanded its business to a multinational scope while maintaining continuous profitability. In 2011, the Company expanded to Japan and improved globalization as well as localization. In 2014, Wistron ITS became a Taipei Exchange (TPEX) listed company.

In 2015, Wistron ITS was awarded the Mittlestand Award by the Ministry of Economic Affairs, and was ranked one of top 30 software globalization companies in Asia by the Common Sense Advisory (CSA). In 2020, Wistron ITS was ranked 16th in the 100 Fastest Growing Companies of 2020 and 8th in the software industry of Taiwan Top 2000 enterprise by CommonWealth Magazine. In the same year, Wistron ITS was selected as one of the Top 10 Leading Digital Service Providers at the ChinaSourcing Summit. In 2021, Wistron ITS was awarded the 6th Taiwan Mittlestand Award again, our outstanding IT service and global software delivery capabilities earned recognition, standing out from hundreds of candidates.

Wistron ITS is one of the few IT service companies in the Asia-Pacific region with the ability to provide global offshore delivery service. Our Offshore Development Center (ODC)



service model integrates cross-zone resources to enable global delivery to customers for maximum project speed and quality. With CMMI (Capability Maturity Model Integration) Level 5, ISO9001, ISO 27001, and TIPS (Taiwan Intellectual Property Management System) certifications, Wistron ITS ensures the quality of delivered projects and services, and assures that our software development, quality control, and information security management always meet the highest standards, as well as proves Wistron ITS' capabilities in software development process, organization, technology research and development, project management, solution delivery, and other areas have reached internationally leading standards.

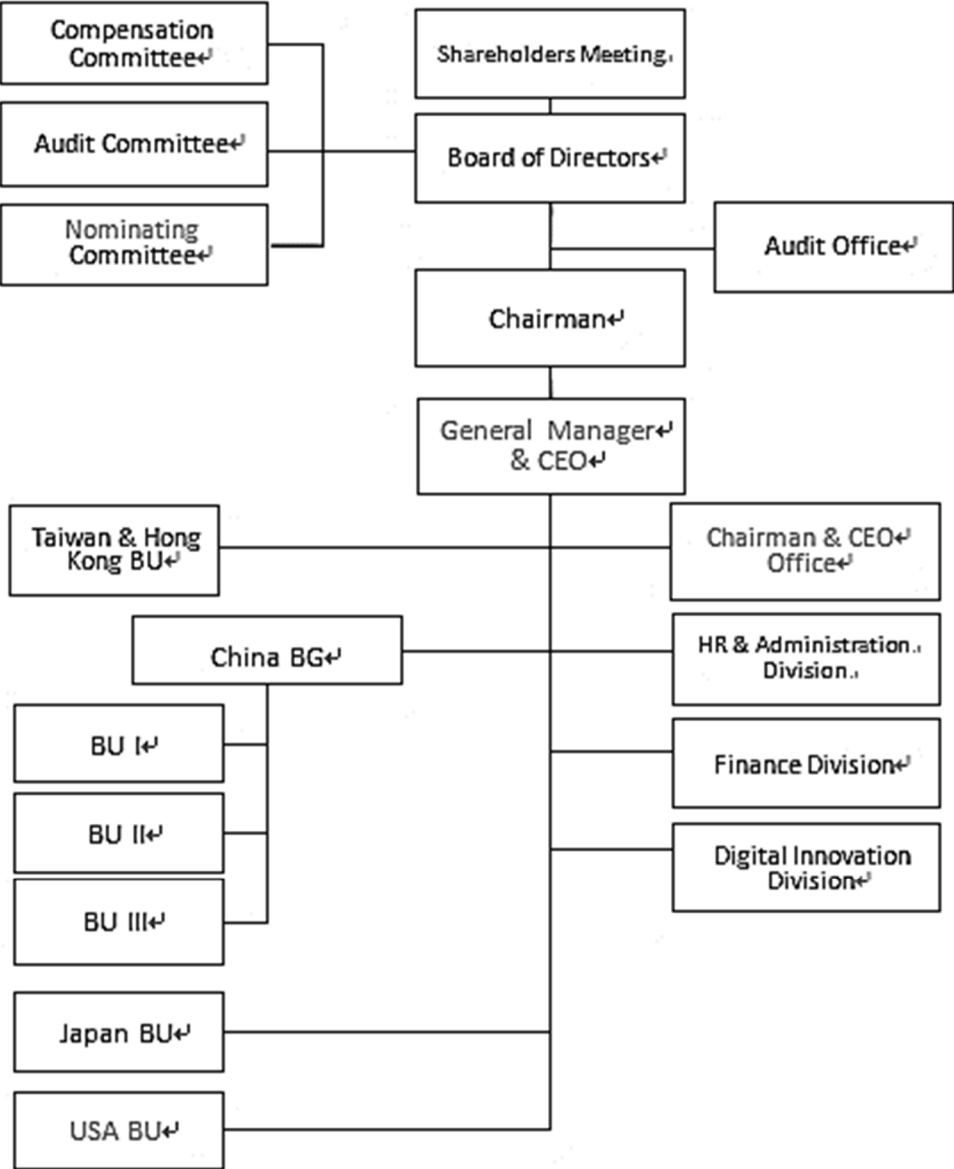
Wistron ITS participated in the "Corporate Governance Evaluation" held by TWSE Corporate Governance Center from 2015, and has ranked among the top 6% to 20% for 4 consecutive years from 2016 to 2019. We took it to the next level and ranked among the top 5% of TPEX listed companies and top 5% of the small and medium enterprises in Taiwan in the 7<sup>th</sup> (2020) evaluation.

With a focus on sustainability, Wistron ITS is dedicated to establishing effective corporate governance structure for the long term. In recent years, we are progressively practicing better corporate governance, such as enhanced information transparency and timeliness, strengthened the diversity and function of Board of Directors, focused on communications with stakeholders, and gradually improved internal regulations. We have established corporate governance in our practices to protect shareholders' rights and pursue the Company's sustainable development. In addition, we have been certified by the Responsible Business Alliance (RBA), ISO 14001 Environmental Management Systems (EMS), and ISO 45001 Occupational Health and Safety Management Systems (OHSMS). We actively apply these global certification standards to fulfill our social and environmental responsibilities, as well as uphold business ethics, so as to implement ESG in our daily operations and achieve sustainability.

# 3. Corporate Governance Report

## 3.1 Organization

### 3.1.1 Organization chart



### **3.1.2 Department functions**

Department	Main Responsibilities
General Manager CEO	<ol style="list-style-type: none"> <li>1. Decide and review major decisions for the Company</li> <li>2. Decide on operational strategies, business plans, business outlook and business management strategies of the Company.</li> </ol>
Audit Office	<ol style="list-style-type: none"> <li>1. Investigate and assess whether the Company's internal control system and various controls are robust, reasonable and effective.</li> <li>2. Ensure that the internal control system continues to work effectively, as well as assist the management to fulfill their obligation.</li> <li>3. Conduct audits and fraud investigations, resulting risk assessment and planning of violations cases, and carry out risk control measures.</li> </ol>
Chairman & CEO Office	<ol style="list-style-type: none"> <li>1. Business data analysis, review and improvement.</li> <li>2. Follow up on various business departments' annual projection progress.</li> <li>3. Planning and management of various projects.</li> <li>4. Set up and maintain the Company's strategic information system.</li> <li>5. Trademarks and patent management, contract handling and review, as well as legal documentation handling.</li> </ol>
Taiwan & Hong Kong BU	<ol style="list-style-type: none"> <li>1. Expansion of software R&amp;D service, software testing service, system operation and maintenance service, product globalization service; set up marketing channels in Taiwan and Southeast Asia, to achieve operational objectives.</li> <li>2. Promote, plan and execute marketing events to reach the sales goal.</li> <li>3. Maintain major clients and develop potential clients.</li> <li>4. Sales service and offer client complaint solutions.</li> <li>5. Gather market information, client feedback and regional marketing information.</li> <li>6. Sales projection, analytics of competitive and collaboration strategies, and market trend analysis.</li> <li>7. Business order delivery management.</li> <li>8. Client income management, collection and control of outstanding receivables.</li> </ol>
China BG	<ol style="list-style-type: none"> <li>1. Expansion of software R&amp;D service, software testing service, system operation and maintenance service, business procedure outsourcing service, and product globalization service; set up marketing channels in the Greater China region, to achieve operational objectives.</li> <li>2. Promote, plan and execute marketing events to reach the sales goal.</li> <li>3. Maintain major clients and develop potential clients.</li> <li>4. Sales service and offer client complaint solutions.</li> <li>5. Gather market information, client feedback and regional marketing information.</li> <li>6. Sales projection, analytics of competitive and collaboration strategies, and market trend analysis.</li> </ol>

Department	Main Responsibilities
	<ol style="list-style-type: none"> <li>7. Business order delivery management.</li> <li>8. Client income management, collection and control of outstanding receivables.</li> </ol>
Japan BU	<ol style="list-style-type: none"> <li>1. Expansion of software R&amp;D service, software testing service, system operation and maintenance service, and business procedure outsourcing service; set up marketing channels in the Japanese market, to achieve operational objectives.</li> <li>2. Promote, plan and execute marketing events to reach the sales goal.</li> <li>3. Maintain major clients and develop potential clients.</li> <li>4. Sales service and offer client complaint solutions.</li> <li>5. Gather market information, client feedback and regional marketing information.</li> <li>6. Sales projection, analytics of competitive and collaboration strategies, and market trend analysis.</li> <li>7. Business order delivery management.</li> <li>8. Client income management, collection and control of outstanding receivables.</li> </ol>
USA BU	<ol style="list-style-type: none"> <li>1. Expansion of software R&amp;D service, software testing service, system operation and maintenance service, product globalization service; set up marketing channels in the US market, to achieve operational objectives.</li> <li>2. Promote, plan and execute marketing events to reach the sales goal.</li> <li>3. Maintain major clients and develop potential clients.</li> <li>4. Sales service and offer client complaint solutions.</li> <li>5. Gather market information, client feedback and regional marketing information.</li> <li>6. Sales projection, analytics of competitive and collaboration strategies, and market trend analysis.</li> <li>7. Business order delivery management.</li> <li>8. Client income management, collection and control of outstanding receivables.</li> </ol>
HR & Administration Division	<ol style="list-style-type: none"> <li>1. Improve the competitiveness of our work talent, to increase overall revenue.</li> <li>2. Recruit and retain talent, to strengthen the core competitiveness of the Company.</li> <li>3. Plan and design human resource policies and systems, to create operational workforce.</li> <li>4. HR administration - HR data maintenance, employee termination and retirement, leave and attendance...etc.</li> <li>5. Plan and manage manpower development - work analysis, performance review, promotion/transfer, education &amp; training, career development, wages/reward systems... etc.</li> </ol>

Department	Main Responsibilities
	<ul style="list-style-type: none"> <li>6. Corporate benefits planning and update, establish comprehensive employee care, work towards harmonious employee/employer relationship.</li> <li>7. Management of workforce/workplace health and safety.</li> <li>8. Management of suppliers.</li> <li>9. Procurement management (purchase, outsourcing, equipment, other office essentials...).</li> <li>10. Establishment of various office management measures.</li> </ul>
Finance Division	<ul style="list-style-type: none"> <li>1. Fiscal planning.</li> <li>2. Management of Investment/ financing matters.</li> <li>3. Capital management and planning.</li> <li>4. Credit management.</li> <li>5. Budget management.</li> <li>6. Financial analysis and operation performance evaluation.</li> <li>7. Cost control.</li> <li>8. Accounting/tax management.</li> <li>9. Asset management.</li> <li>10. Set and execute finance related management measures.</li> <li>11. Board affairs and corporate governance.</li> </ul>
Digital Innovation Division	<ul style="list-style-type: none"> <li>1. Information/communication system safety maintenance.</li> <li>2. Digitization introduction and management.</li> <li>3. Internal IT system integration, planning and promotion.</li> <li>4. IT equipment (both software and hardware) maintenance and management.</li> <li>5. Network setup and maintenance (including connection management.)</li> <li>6. Computer technical support, management and maintenance.</li> <li>7. Develop Internet applications and e-commerce research.</li> <li>8. Set and execute IT related management measures.</li> <li>9. ESG Service Development.</li> </ul>

## 3.2. Directors, Supervisors and Management Team

### 3.2.1 Directors

March 28, 2022

Title	Nationality or registered	Name	Gender/ Age	Date of Election	Term	Date First Elected	Shareholding when Elected		Current Shareholding		Spouse & Minor Shareholding		Education	Selected Current Positions	Remark
							Shares	%	Shares	%	Shares	%			
Chairman & CEO	TW	Ching Hsiao	Male 69	2019.06.24	3	2005.06.14	2,951,625	4.90	3,272,280	4.89	139,506	0.21	Doctorate	Director of Wistron Information Technology and Services Limited Director of WITS America, Corp. Director of Wistron Information Technology and Services Inc. Chairman of Wistron Information Technology and Services (Beijing) Inc. Chairman of Wistron ITS (Wuhan) Co. Representative Director of Wistron Information Technology and Services (Japan) Inc. Director of Wistron ITS (Hong Kong) Limited Chairman of WITS Taiwan, Inc.	Note
	TW	Wistron Digital Technology Holding Company	-	2019.06.24	3	2016.06.24	14,293,424	23.74	15,718,837	23.49	0	0	-	-	-
Director	TW	Representative: Frank Lin	Male 68	2019.06.24	3	2016.06.24	291,948	0.48	321,062	0.48	0	0	Bachelor	Chief Staff Officer of Wistron Corp. Director of Wistron NeWeb Corp. Chairman of WiseCap Ltd. Chairman of WLB Ltd. Director of Changing Information Technology Inc. Supervisor of aEnrich Technology Corp. Director of IP Fund Six Director of Wiwynn Corporation Director of Join-Link International Technology Co., Ltd. Director of Maya International Co., Ltd. Director of Wistron Medical Tech Holding Company Director of Wistron Medical Tech Corporation Director of Pell Bio-Med Technology Co., Ltd. Chairman of WiSuccess Asset Management Corporation Director of Hartec Asia Pte. Ltd. Chairman of WiseCap (Hong Kong) Ltd. Director of Hukui Biotechnology Corp. Chairman of B-Temia Asia Pte Ltd.	-
Director	TW	Marty Chiou	Male 70	2019.06.24	3	2013.06.25	0	0	241,000	0.36	0	0	Master	-	-

Title	Nationality or registered	Name	Gender/ Age	Date of Election	Term	Date First Elected	Shareholding when Elected		Current Shareholding		Spouse & Minor Shareholding		Education	Selected Current Positions	Remark
							Shares	%	Shares	%	Shares	%			
Director	TW	Philip Peng	Male 69	2019.06.24	3	2000.04.26	0	0	0	0	0	0	Master	Independent Director of AU Optronics Corp. Independent Director of Apacer Technology Inc. Director of Wistron Corp. Director of Wistron NeWeb Corp. Chairman of Smart Capital Corp. Supervisor of Allxon Inc. Director of Zigong Art Sharing Co., Ltd.	-
Director	TW	David Lee	Male 64	2019.06.24	3	2016.06.24	0	0	0	0	0	0	Bachelor	Director of EasyCard Corporation Director of EasyCard Investment Holdings Co., Ltd. Director of Avatack Co.,LTD. Director of Symbio, Inc.	-
Independent Director	TW	Allen Fan	Male 70	2019.06.24	3	2013.06.25	0	0	0	0	0	0	Bachelor	Independent Director of Qisda Corporation Representative of Legal Entity Director of K-Kingdom Inc. Representative of Legal Entity Director of K Intelligent Technology Inc. Chairman of Yu Xuan Co. Ltd.	-
Independent Director	TW	Frank Juang	Male 66	2019.06.24	3	2013.06.25	0	0	0	0	0	0	Master	Independent Director of Continental Holdings Corp. Director of Taiwan Opportunities Fund Ltd. Director of Weilan Investment Co. Ltd.	-
Independent Director	TW	C.K. Chiang	Male 66	2019.06.24	3	2019.06.24	0	0	0	0	0	0	Doctorate	Chairman of Yuanta Life Insurance Co., Ltd Representative of Legal Entity Director of Yuanta Financial Holdings Director of Yuanta Culture and Education Foundation	-
Independent Director	TW	Yen Ling Fang	Female 64	2021.07.23	3	2021.07.23	0	0	0	0	0	0	Doctorate	CEO of Peace & Grace International Attorneys at Law Representative of Legal Entity Director of Tainan Enterprises Co., Ltd. Independent Director of Pharmosa Biopharm Inc. Independent Director of TaiSol Electronics Co., Ltd.	-

Remark:  
1. Shareholding by Nominee Arrangement : None.  
2. Spouse or relative holding a position as Key Manager, Director or Supervisor : None.

Note: Considering enforcement of decision making and operating efficiency, the Chairman and CEO (General Manager) of the Company are the same person, which is necessary and reasonable. To enhance the independence of Board of Directors, the Company has set up Independent Directors more than regulations (currently 4 independent directors), and over half of the Directors do not serve as employees or managers. The Company will make an adjustment to comply with operational needs and regulations for improving Board function and strengthen the supervisory ability of the Board.

**Major shareholders of the juristic person shareholders**

April 19, 2022

Name of Juristic Person Shareholders	Major Shareholders	%
Wistron Digital Technology Holding Company	Wistron Corporation	100

**Major shareholders of the Company's major juristic person shareholders**

April 19, 2022

Name of Juristic Person Shareholders	Major Shareholders	%
Wistron Corporation	Yuanta Taiwan Dividend Plus ETF	3.21
	Taipei Fubon Bank Trust Account	2.15
	Acer Incorporated	1.89
	Lin Hsien-Ming	1.40
	Vanguard Emerging Markets Stock Index Fund, a series of Vanguard International Equity Index Funds	1.39
	Mitsubishi UFJ Morgan Stanley Securities Co.,Ltd.-Equity Trading Division (Proprietary Trading Desk)	1.37
	King's Town Bank	1.34
	Fubon Life Insurance Co., Ltd.	1.31
	JPMorgan Chase Bank N.A., Taipei Branch in custody for Vanguard Total International Stock Index Fund, a series of Vanguard Star Funds	1.28
	J.P. Morgan Securities PLC	1.03



**Professional qualifications and independence analysis of Directors**

Title	Professional Qualifications and Experience		Independence Criteria	Number of Other Public Companies in Which the Individual is Concurrently Serving as an Independent Director
	Expertise	Committee Membership		
Ching Hsiao	Ching Hsiao, Chairman of the Board, holds a Ph.D. in Computer Science from Purdue University and has extensive experience in the software industry. He was a researcher at AT&T and General Manager of Dow Jones Telerate Systems, a leading financial information system company. In 2004, he joined Wistron ITS and introduced a new management model, leading Wistron ITS in continuing growth and becoming a leading international IT information service provider.	Nominating Committee Member	The Company have a Board of Directors consisting of more than five Directors in accordance with “Articles of Incorporation” and “Securities and Exchange Act.” Not been a person of any conditions defined in paragraph 3, Article 26-3 of the Securities and Exchange Act.	0
Wistron Digital Technology Holding Company Representative: Frank Lin	Frank Lin, with his extensive financial background, serves as a Representative of an Institutional Director of Wistron ITS. He was formerly Acer's Chief Financial Officer and later served as Chief Financial Officer of the Company after the establishment of Wistron. He is currently serving as the Chief Staff Officer at Wistron, a position he assumed in 2003. He possesses excellent financial analysis skills and management experience, and is well versed in corporate governance practices.	Nominating Committee Member		0
Marty Chiou	Marty Chiou has extensive experience in the Greater China software market and has held various senior management positions in different multinational companies throughout his career, including Software Director of IBM Greater China Group, General Manager of Lotus Greater China, and General Manager of SAS and SAP Taiwan. His solid practical experience is helping Wistron ITS to grow and develop continuously.	-		0
Philip Peng	Philip Peng is a former Senior Vice President and CFO of Acer. He has extensive financial experience and outstanding management achievements, and currently serves as a director on the boards of several technology companies. He provides Wistron ITS with professional advice related to operational strategies, which is based on his financial management experience.	-		2
David Lee	David Lee served at IBM for over 17 years, and also served as the CEO of Oracle Taiwan, part of the world's largest database company. In addition, he was the CEO of a cell phone company in China and the general manager of a company in the LED industry. His work experience spans across China and Taiwan, and his broad vision and familiarity with the real-life operations of many industries provide Wistron ITS with unique business operation insights and management methods.	-		0

Title	Professional Qualifications and Experience		Independence Criteria	Number of Other Public Companies in Which the Individual is Concurrently Serving as an Independent Director
	Expertise	Committee Membership		
Allen Fan	Independent Director Allen Fan served at Hewlett-Packard Taiwan for 10 years and was previously posted in the U.S. He has keen insight into the global market with an international perspective. He later served as the general manager of Microsoft Taiwan and has over 20 years of professional experience in international information business management. His rich management experience and broad international perspective helps Wistron ITS improve the management and deployment of the Group's multinational operations.	Audit Committee Member Compensation Committee Convener Nominating Committee Member	1. The Company has more than three independent directors in accordance with the "Articles of Incorporation." 2. All Independent Directors issued independence statements when elected. 3. The Company's Independent Directors all comply with the stipulations stated in Article 2, 3, and 4 of the "Regulations Governing the Appointment of Independent Directors and Compliance Matters for Public Companies," including:	1
Frank Juang	With over 25 years of experience in the IT industry, Independent Director Frank Juang has served as chairman, CEO or director for a number of companies. Prior to working in the IT industry, he was a banker and venture capitalist with 12 years of experience in the Bank of America, Prudential Bache, H & Q, and Bankers Trust. Juang received a BBA from National Taiwan University, MBA from University of Iowa and Master of Technology Law from National Chiao Tung University. He provides Wistron ITS with insights in the professional and financial areas.	Audit Committee Convener Compensation Committee Member Nominating Committee Member	(1) The Directors and their spouse and relatives within two degrees of kinship are not directors, supervisors, or employees of the company or its affiliates; (2) The Directors and their spouse and relatives within two degrees of kinship hold no shares of the Company;	1
C.K. Chiang	Independent Director C.K. Chiang has obtained a Doctor of Law from the University of Hamburg, Germany, and was the Dean of the College of Law at National Taipei University. He also served as the Chairman of the Board of the Taiwan Insurance Guarantee Fund and the Taiwan Insurance Institute, as well as the Institute of Financial Law and Crime Prevention. His extensive legal and financial supervisory experience aids heavily in advising and overseeing the professional aspects of Wistron ITS.	Audit Committee Member Compensation Committee Member Nominating Committee Convener	(3) Not directors, supervisors, or employees of a company which has a particular relationship with the Company. (4) Not providing business, legal, financial, accounting, or other related services to the Company or affiliates in the most recent 2 years.	0
Yen Ling Fang	Independent Director Yen Ling Fang served as an accountant partner at KPMG Taiwan for 30 years. She specializes in financial audit work, internal control and internal audit. Miss Fang has deep experience in cross-strait capital market compliance and corporate integration mergers and acquisitions. She offers professional analysis and advice for Wistron ITS from the perspective of an independent financial accounting expert.	Audit Committee Member		2

Note 1: Not a Director described by any conditions defined in Article 30 of the Company Act.

Note 2: For academic and career experience, please refer to pages 10-11 of the Information on Directors.

**Diversity and Independence of the Board of Directors:**

The Company reviews its diversity policy, as mandated by the Company’s “Corporate Governance Principles,” according to the needs of the Board’s operation, working model, and development, including but not limited to the two major standards of basic conditions and values, and professional knowledge and skills. The Company also ensures that Board members generally possess the knowledge, skills, and qualities necessary to perform their duties.

Title	Name	Gender	Age		Tenure of Independent Directors			Items of Diversity								
			61-65	66-70	Below 3 years	3-6 years	6-9 years	Ability to make operational judgments	Ability to perform accounting and financial analysis	Ability to conduct management administration	Ability to conduct crisis management	Knowledge of the industry	An international market perspective	Ability to lead	Ability to make policy decisions	Legal expert
Chairman	Ching Hsiao	Male		✓				✓		✓	✓	✓	✓	✓	✓	
Director	Wistron Digital Technology Holding Company Representative: Frank Lin	Male		✓				✓	✓	✓	✓		✓	✓	✓	
Director	Marty Chiou	Male		✓				✓		✓	✓	✓	✓	✓	✓	
Director	Philip Peng	Male		✓				✓	✓	✓	✓		✓	✓	✓	
Director	David Lee	Male	✓					✓		✓	✓	✓	✓	✓	✓	
Independent Director	Frank Juang	Male		✓			✓	✓		✓	✓		✓	✓	✓	
Independent Director	Allen Fan	Male		✓			✓	✓		✓	✓	✓	✓	✓	✓	
Independent Director	C.K. Chiang	Male		✓	✓			✓		✓	✓		✓	✓	✓	✓
Independent Director	Yen Ling Fang	Female	✓		✓			✓	✓	✓	✓		✓	✓	✓	

(1) Diversity of the Board of Directors:

All members of the Board are of Taiwanese nationality, with two members between the age of 61-65 and 7 between the age of 66-70. The Company is diversified and all Directors have extensive operational judgment and management, crisis management, leadership and decision-making skills, and a broad international perspective. Chairman Ching Hsiao has extensive experience in the industry; whereas Marty Chiou, David Lee, and Allen Fan have a wealth of international and regional information industry experience. Frank Lin, Philip Peng, Frank Juang, and Yen Ling Fang all have professional expertise in accounting and financial analytics. C.K.Chiang’s legal background also offers different professional insights.

In order to promote gender equality, the Company is dedicated to increasing the number of female members of our Board of Directors, aiming to appoint at least 1 female director. After the reelection of directors in 2021, the Board currently includes 1 female Independent Director, accounting for 11% of the entire Board. In the future, the Company will continue increasing the number of female Board members.

(2) Independence of the Board of Directors:

Currently, the Board has 9 Directors, 4 of whom are Independent Directors, comprising 44% of the entire Board. All Independent Directors of the Board do not serve more than 3 consecutive terms. C.K.Chiang and Yen Ling Fang have both served for a period of under 3 years, whereas Frank Juang and Allen Fan have both served for a period of 8 years. All Board members have been confirmed as not being a spouse and or direct family member of other members, and comply with the regulations required by FSC. The Board is highly independent.

### 3.2.2 Management team

March 28, 2022

Title	Nationality	Name	Gender	Date Effective	Shareholding		Spouse & Minor Shareholding		Education	Concurrent positions at other Companies	Remark
					Shares	%	Shares	%			
Chairman & CEO	TW	Ching Hsiao	Male	1999.04.27	3,272,280	4.89	139,506	0.21	Reference to the information of Board of Directors		
Vice President	TW	Jamie Liu	Male	2003.04.02	601,953	0.90	0	0	Master	Director & General Manager of Wistron Information Technology and Services (Beijing) Inc. Director of Wistron ITS (Wuhan) Co.	-
Vice President	TW	Ginnie Hsu (Note 1)	Female	2018.03.30	236,323	0.35	26,839	0.04	Master	-	-
Vice President	TW	Phoebe Chang	Female	2019.01.02	152,472	0.23	0	0	Master	Note 2	-
Remark: 1. Shareholding by Nominee Arrangement : None. 2. Spouse or relative holding a position as Key Manager, Director or Supervisor : None.											

Note 1: Resigned on June 19, 2021.

Note 2:

- a. Treasurer of WITS America, Corp.
- b. Director of Wistron Information Technology and Services Limited, Director of Wistron Information Technology and Services Inc., Director of WITS America, Corp., Director of Wistron ITS (Hong Kong) Limited.
- c. Supervisor of Wistron Information Technology and Services (Japan) Inc., Supervisor of Wistron Information Technology and Services (Beijing) Inc., Supervisor of Beijing Enovation Technology co., Ltd., Supervisor of Wistron ITS (Wuhan) Co., Supervisor of Wistron ITS (Hangzhou) Ltd.

### 3.3 Compensation of Directors, Supervisors, General Manager, and Vice Presidents

#### 3.3.1 Compensation of directors and independent directors

December 31, 2021; Unit: NT\$ thousands

Title	Name	Compensation								Ratio of Total Compensation (A+B+C+D) to Net Income (%)		Relevant Compensation Received by Directors Who are Also Employees						Ratio of Total Compensation (A+B+C+D+E+F+G) to Net Income (%)		Compensation Paid to Directors from an Invested Company Other than the Company's Subsidiary or Parent Company		
		Base Compensation (A)		Severance Pay (B)		Directors' Remuneration (C)		Allowances (D)				Salary, Bonuses, and Allowances (E)		Severance Pay (F)		Employees' Profit Sharing Bonus (G) (Note 2)						
		The company	All companies in the consolidated financial statements	The company	All companies in the consolidated financial statements	The company	All companies in the consolidated financial statements	The company	All companies in the consolidated financial statements	The company	All companies in the consolidated financial statements	The company	All companies in the consolidated financial statements	The company		All companies in the consolidated financial statements		The company	All companies in the consolidated financial statements			
Chairman	Ching Hsiao																					
Director	Wistron Digital Technology Holding Company Representative: Frank Lin	0	0	0	0	11,100	11,100	250	250	2.49	2.49	8,396	14,516	27	27	1,957	0	1,957	0	4.77	6.11	
Director	Marty Chiou																					
Director	Philip Peng																					
Director	David Lee																					
Independent Director	Frank Juang																					
Independent Director	Allen Fan	4,578	4,578	0	0	0	0	170	170	1.04	1.04	0	0	0	0	0	0	0	0	1.04	1.04	
Independent Director	C.K. Chiang																					
Independent Director	Yen Ling Fang (Note 1)																					
<p>1. Please describe the policy, system, standards and structure of independent directors' compensation and the correlation with the amount of compensation paid based on the responsibilities, risks and time commitment. In accordance with the "Articles of Incorporation" and "Payment Principle for Compensation of Directors and Functional Committees" of the Company, except for basic amounts, the extra payment will be paid to the independent directors based on his/her participation in functional Committee, and the compensation will be paid whether the Company has profit or suffered loss.</p> <p>2.Except as disclosed in the above table, the remuneration received by the directors of the Company for services rendered to all companies included in the financial statements for the most recent year (such as acting as consultants to non-employees in Parent Company/ all companies included in the financial statements/ Invested Company): None.</p>																						

Note 1: Re-elected on July 23, 2021.

Note 2: Estimated amount for Employees' Profit Sharing Bonus, will be confirmed by approval of Compensation Committee and Board of Directors.

A. Directors' compensation brackets table

Range of Compensation	Name of director			
	Sum of the first 4 items (A+B+C+D)		Sum of the first 7 items (A+B+C+D+E+F+G)	
	The Company	All companies in the consolidated financial statements H	The Company	All companies in the consolidated financial statements I
Under NT\$1,000,000	2 (Note 1)		2 (Note 1)	
NT\$1,000,000~NT\$2,000,000	7 (Note 2)		7 (Note 2)	
NT\$2,000,000~NT\$3,500,000	—	—	—	—
NT\$3,500,000~NT\$5,000,000	1 (Note 3)		—	—
NT\$5,000,000~NT\$10,000,000	—	—	—	—
NT\$10,000,000~NT\$15,000,000	—	—	1 (Note 3)	—
NT\$15,000,000~NT\$30,000,000	—	—	—	1 (Note 3)
NT\$30,000,000~NT\$50,000,000	—	—	—	—
NT\$50,000,000~NT\$100,000,000	—	—	—	—
Over NT\$100,000,000	—	—	—	—
Total	10	10	10	10

Note 1 : Yen Ling Fang, Representative: Frank Lin

Note 2 : Frank Juang, Allen Fan, C.K. Chiang, Marty Chiou, Philip Peng, David Lee, Wistron Digital Technology Holding Company

Note 3 : Ching Hsiao,

**3.3.2. Compensation of supervisors:** Not applicable.

A. Supervisors' compensation brackets table: Not applicable

### 3.3.3 Compensation of the general manager and vice presidents

December 31, 2021; Unit: NT\$ thousands

Title	Name	Salary(A)		Severance Pay and Pensions(B)		Bonuses and Allowances (C)		Employees' Profit Sharing Bonus (D) (Note 2)				Ratio of total compensation (A+B+C+D) to net income (%)		Compensation Paid to the General Manager and Vice Presidents from an Invested Company Other than the Company's Subsidiary or Parent Company
		The company	All companies in the consolidated financial statements	The company	All companies in the consolidated financial statements	The company	All companies in the consolidated financial statements	The company		All companies in the consolidated financial statements		The company	All companies in the consolidated financial statements	
								Cash	Shares	Cash	Shares			
Chairman & CEO	Ching Hsiao	3,987	10,158	312	492	9,554	18,095	3,212	0	3,212	0	3.75	7.01	No
Vice President	Jamie Liu													
Vice President	Ginnie Hsu (Note 1)													
Vice President	Phoebe Chang													

Note 1: Resigned on June 19, 2021.

Note 2: Estimated amount for Employees' Profit Sharing Bonus, will be confirmed by approval of Compensation Committee and Board of Directors.

#### A. The general manager and vice presidents compensation brackets table

Range of Compensation	Names of General Manager and Vice Presidents	
	The Company	All companies in the consolidated financial statements E
Under NT\$1,000,000	1 (Note 1)	—
NT\$1,000,000~NT\$2,000,000	—	1 (Note 1)
NT\$2,000,000~NT\$3,500,000	1 (Note 2)	—
NT\$3,500,000~NT\$5,000,000	1 (Note 3)	—
NT\$5,000,000~ NT\$10,000,000	—	2 (Note 4)
NT\$10,000,000~ NT\$15,000,000	1 (Note 5)	—
NT\$15,000,000~ NT\$30,000,000	—	1 (Note 5)
NT\$30,000,000~ NT\$50,000,000	—	—
NT\$50,000,000~ NT\$100,000,000	—	—
Over NT\$100,000,000	—	—
Total	4	4

Note 1 : Ginnie Hsu

Note 2 : Jamie Liu

Note 3 : Phoebe Chang

Note 4 : Phoebe Chang, Jamie Liu

Note 5 : Ching Hsiao

B. Names of managers entitled to employees' profit sharing bonus

December 31, 2021; Unit: NT\$ thousands

	Title	Name	Employees' Profit Sharing Bonus - by Shares (Fair Market Value)	Employees' Profit Sharing Bonus - in Cash	Total	Ratio of Total Amount to Net Income (%)
Managers	Chairman & CEO	Ching Hsiao	0	3,212	3,212	0.70%
	Vice President	Jamie Liu				
	Vice President	Ginnie Hsu (Note 1)				
	Vice President	Phoebe Chang				

Note 1: Resigned on June 19, 2021.

Note 2: Estimated amount for Employees' Profit Sharing Bonus, will be confirmed by approval of Compensation Committee and Board of Directors.

**3.3.4 Comparison of compensation for directors, general manager and vice presidents in the most recent two years and compensation policy for directors, general manager and vice presidents**

**A. Directors', general manager's and vice presidents' compensation paid in the last two years as a percentage to net income**

Title	Year	Ratio of total compensation paid to net income (%)			
		2021		2020	
		The Company	Companies in the consolidated financial statements	The Company	Companies in the consolidated financial statements
Directors		5.81	7.15	5.37	6.73
General Manager and Vice Presidents		3.75	7.01	4.19	7.71

**B. The determination of compensation for directors, general manager and vice presidents**

The Company evaluates compensation to Directors in accordance with the "Payment Principle for Compensation of Directors and Functional Committees". Remuneration paid to the Company's Directors (not including Independent Directors) shall be based on participation and contribution to the Company's operation, and considering the Company's operation performance, as well as the overall standards among the industry. The remuneration amount shall be no more than 2% of the profit (referred to the profit before tax, excluding the employees' profit sharing bonus and directors' remuneration) in accordance with Article 21 of the "Articles of Incorporation." In addition, base compensation paid to the Independent Directors shall be based on his/her participation in functional Committee, and the compensation will be paid whether the Company has profit or suffered loss. Reasonableness of performance and compensation will be reviewed by Compensation Committee and determined by the Board of Directors' resolution.

The compensation of the Company's managers (including General Manager and Vice Presidents) consists of fixed items such as salary and benefits, and variable items such as bonuses, profit sharing bonus (In accordance with Article 21 of the "Articles of Incorporation," no less than 10% of the profit from current year as employees' profit sharing bonus. The Company may distribute profit sharing bonus in the form of shares or in cash to employees.) and stock options, and main on variable items. The fixed items are in principle



determined to maintain the Company's competitiveness within the industry; the variable items consider both Company's performance and individual's appraisal – the better the performance, the higher the proportion of variable items to fixed items. The performance evaluation will be comprehensively determined by the completion rate of business targets, profit margin, growth rate, operating efficiency and future development potential, etc. The targets and weightage of these performance metrics are stipulated with reference to the internal and external operating environment and future risk exposures at the beginning of the year. The Company will review the compensation principle based on operational needs and regulations. Manager's compensation shall be evaluated by their personal performance, and be reviewed individually by Compensation Committee and determined by the Board of Directors' resolution.

### **3.4 Status of Corporate Governance**

#### **3.4.1 Board meeting**

The Board of Directors meetings held 5 times in 2021.

Title	Name	Attendance in Person	Attendance by proxy	Rate of attendance in person (%)	Remarks
Chairman	Ching Hsiao	5	0	100%	
Director	Wistron Digital Technology Holding Company Representative: Frank Lin	5	0	100%	
Director	Marty Chiou	5	0	100%	
Director	Philip Peng	5	0	100%	
Director	David Lee	5	0	100%	
Independent Director	Frank Juang	5	0	100%	
Independent Director	Allen Fan	5	0	100%	
Independent Director	C.K.Chiang	5	0	100%	
Independent Director	Yen Ling Fang	2	0	100%	(Note)

Note: Reelected on July 23, 2021.

Other noteworthy items:

- If any of the following circumstances occur, the dates of the meetings, sessions, contents of motion, all independent directors' opinions and the Company's response should be specified:
  - Matters referred to in Article 14-3 of the Securities and Exchange Act: Not applicable for setting up Audit Committee.
  - Other matters involving objections or expressed reservations by independent directors that were recorded or stated in writing that require a resolution by the Board of Directors: None.
- If there are directors' avoidance of motions in conflict of interest, the directors' names, contents of motion, causes for avoidance and voting should be specified:

Date	Meeting	Interested Directors	Subject Matter	Participation in Deliberation
2021.03.10	1st Board Meeting of 2021	Ching Hsiao	Approval of the performance bonus budget to CEO in 2021.	After the interested director left the room during discussion and voting, item resolved.
2021.05.06	2nd Board Meeting of 2021	Ching Hsiao	Approval of 2020 employees' profit sharing payout ratio and amount to CEO.	After the interested director left the room during discussion and voting, item resolved.
			Approval of numbers of transferring 2020-1st shares repurchased to CEO.	After the interested director left the room during discussion and voting, item resolved.
2022.01.12	1st Board Meeting of 2022	Ching Hsiao	Approval of year-end bonus to CEO in 2021.	After the interested director left the room during discussion and voting, item resolved.
			Approval of salary adjument to CEO in 2022.	After the interested director left the room during discussion and voting, item resolved.

3. The Board's self- (or peer) evaluation cycle and period, the scope, method and content of the evaluation, etc.:

Evaluation cycle	Evaluation period	Scope of evaluation	Method of evaluation	Content of evaluation
Once a year	2021.01.01~12.31	Board of Directors	Internal self-evaluation	Internal self-evaluation by the Board: 1. The degree of participation in the Company's operations. 2. Improvement in the quality of decision making by the Board of Directors. 3. The composition and structure of the Board of Directors. 4. The election of the Directors and their continuing education. 5. Internal controls.
Once a year	2021.01.01~12.31	Board members	Internal self-evaluation	Self-evaluation by Board members: 1. Grasp of the Company's goals and missions. 2. Recognition of director's duties. 3. Degree of participation in the Company's operations. 4. Management of internal relationships and communication. 5. Professionalism and continuing education. 6. Internal controls.
Once a year	2021.01.01~12.31	Functional Committee: 1.Audit Committee 2.Compensation Committee 3.Nominating Committee	Internal self-evaluation	Internal self-evaluation by Functional Committees: 1. The degree of participation in the Company's operations. 2. Recognition of duties of the Functional Committee. 3. Improvement in the quality of decision making by the Functional Committee 4. Composition of the Functional Committee, and election and appointment of Committee members. 5. Internal controls.

- (1) Board of Directors have resolved to formulate “Rules and Procedures for Board of Directors and Functional Committees Performance Assessments” on December 20, 2019. The Company executes Board of Directors and Functional Committees performance evaluation every year.
- (2) The Company has executed performance evaluation for Board of Directors, Board members, Audit Committee, Compensation Committee, and Nominating Committee period from January 1, 2021 to December 31, 2021. The evaluation was executed by corporate governance affairs unit, and results are rating by the score of questionnaire. Results of the evaluation have been reported at Board of Directors meeting on March 8, 2022.
- (3) The score of 2021 Board of Directors, Board members, Audit Committee, Compensation Committee, and Nominating Committee were as following:

Scope of evaluation	Score	Rank
Board of Director	Over 90	Outstanding
Board members	Over 90	Outstanding
Audit Committee	Over 90	Outstanding
Compensation Committee	Over 90	Outstanding
Nominating Committee	Over 90	Outstanding

4. The objectives of strengthening the functionality of the Board of Directors for the present year and the most recent year and assessment on the implementation:
  - (1) The Audit Committee is composed of all Independent Directors, and the Compensation Committee is composed of 3 Independent Directors. The committees play a role for supervision and report to Board regularly. To ensure the soundness of the Board and strengthen the management mechanism, the Board approved to establish a Nominating Committee in December, 2020. The committee is composed of 5 Directors which includes 3 Independent Directors. Furthermore, to ensure implementation of corporate sustainability strategy, the Company plans to establish ESG Committee in 2022, enhancing management of operational sustainability.
  - (2) The Company arranges continuing education for Board members every year, please refer to pages 32-33 for training of Directors.
  - (3) The Company enacted the “Corporate Governance Principles” to enhance the functions of the Board of Directors, and formulate policy by taking diversity of Board members structure into consideration.
  - (4) To insure Directors and Managers when perform business, the Company arrange liability insurance for Directors and Managers every year.
  - (5) Enhance the transparency of information: To enhance the transparency of information and ensure shareholders’ interests, the Company has set up an “Investor Relations” and “ESG” pages on the Company’s website to provide Chinese and English information on time, and an investor relations liaison mechanism.
5. Please refer to pages 53-56 for Major Resolutions of Board Meetings for the present year.

### **3.4.2 Audit Committee**

The Audit Committee is composed of all of the 4 Independent Directors. Independent Director Frank Juang has experience in the information technology industry and professional and financial background. Independent Director Yen Ling Fang has been a certified public accountant at KPMG, and Independent Director Allen Fan has professional experience in international information business management, whereas Independent Director C.K.Chiang is Legal expert. Please refer to pages 13-14 for professional qualifications and experience of Directors.

The Audit Committee holds meetings before the Board meetings regularly at least once each quarter to examine the Company's internal control systems, internal audit executions, material financial activities, and financial statements; also to communicate with CPAs for an effective supervision on the Company's operations and risk controls, and the Committee invites managers of relevant departments to attend the meeting if necessary. The Committee submits report to Board of Directors after meeting, and executes based on instructions from Board.

The major content of Audit Committee meeting in 2021:

1. Reviewing financial statements (quarterly, annual).
2. Adoption of or amendments to internal policies, internal control systems, and relative regulations.
3. Assessment of the effectiveness of the internal control system.
4. Hiring of CPAs, their compensation, and assessment of their independence.
5. Material endorsements and guarantees.
6. Hiring of internal audit officer.
7. Major auditing matter and audit report.
8. Financial or business activities of a material nature report.
9. Others.

Total of 4 Audit Committee meetings were held in 2021. The Independent Directors' participation status is as follows:

	Title	Name	Attendance in Person	Attendance by proxy	Rate of attendance in person (%)	Remarks
3rd	Convener	Frank Juang	4	0	100%	
	Member	Allen Fan	4	0	100%	
	Member	C.K.Chiang	4	0	100%	
	Member	Yen Ling Fang	2	0	100%	Reelected on July 23, 2021.

1. If any of the following circumstances occur, the dates of meetings, sessions, contents of motion, suggestions or objections by Independent Directors, resolutions of the Audit Committee and the Company's response to the Audit Committee's opinion should be specified:

- (1) Matters referred to in Article 14-5 of the Securities and Exchange Act: Please refer to pages 53-56 for the Major Resolutions of Board Meetings.
- (2) Other matters which were not approved by the Audit Committee but were approved by two-thirds or more of all directors: None

2. Independent directors' avoidance of motions in conflict of interest: None

3. Communications between the independent directors, the Company’s internal auditor and CPAs (e.g. the material items, methods and results of audits of corporate finance or operations, etc.)
- (1) The internal audit officer has communicated the result of the audit reports to the members of the Audit Committee periodically, presented the findings and the follow up execution status, and discusses with members of Audit Committee. The communication channel between the Audit Committee and the internal audit officer has been functioning well.
  - (2) The Company’s CPAs have presented the auditing or reviewing findings or the comments for the quarterly financial statements, material matters that they have discovered, as well as other communication of which is required by law, in the regular quarterly meetings of the Audit Committee. The communication channel between the Audit Committee and the CPAs has been functioning well.
  - (3) Please refer to the Company’s website for further communication information.

**3.4.3 Corporate governance status and deviations from the “Corporate Governance Best Practice Principles for TWSE/TPEX Listed Companies” and reasons**

Items of Evaluation	Implementation Status			Deviations from “Corporate Governance Best Practice Principles for TWSE/TPEX Listed Companies”
	Yes	No	Summaries	
1. Does Company follow “Corporate Governance Best Practice Principles for TWSE/TPEX Listed Companies” to establish and disclose its corporate governance practices?	V		The Company has formulated the “Corporate Governance Principles” by reference to the “Corporate Governance Best Practice Principles for TWSE/TPEX Listed Companies”, and the last amendment was on May 12, 2020 approved by the Board of Directors. The principles are disclosed on the Company’s website and MOPS.	No discrepancy
2. Shareholding Structure & Shareholders’ Rights				
(1) Does Company have Internal Operation Procedures for handling shareholders’ suggestions, concerns, disputes and litigation matters. If yes, has these procedures been implemented accordingly?	V		(1) The Company has formulated the “Corporate Governance Principles,” in order to ensure shareholders’ interests, the Company has set up an investor relations liaison mechanism on the Company’s website, under which a spokesperson and an acting spokesperson are responsible for handling issues such as shareholders’ proposals, doubts or disputes.	No discrepancy
(2) Does Company possess a list of major shareholders and beneficial owners of these major shareholders?	V		(2) The Company has access to a list of the Company’s major shareholders and the beneficial owners of the major shareholders.	

Items of Evaluation	Implementation Status			Deviations from “Corporate Governance Best Practice Principles for TWSE/TPEX Listed Companies”
	Yes	No	Summaries	
(3) Has the Company built and executed a risk management system and “firewall” between the Company and its affiliates?	V		(3) The Company establishes appropriate risk control mechanisms and firewalls in accordance with internal regulations such as “Procedures on the Management of Transactions with Specific Companies, Group Enterprises and Affiliates,” “Rules on the Supervision and Management of Subsidiaries,” “Procedures for Governing Endorsements and Guarantees,” “Procedures for Governing Loaning of Funds,” and “Procedures for Acquisition and Disposal of Assets.”	
(4) Has the Company established internal rules prohibiting insider trading on undisclosed information?	V		(4) The Company is required by law to establish “Procedures for Preventing Insider Trading” to prohibit insiders from using undisclosed information in the market to trade. The Company offers regular training and workshops for insiders, as well as reminds the Board of Directors electronically 30 days prior to the publication of the annual financial report, and 15 days prior to the publication of the quarterly financial report, that they are not allowed to trade their shares during the closed period.	
3. Composition and Responsibilities of the Board of Directors (1) Does the Board of Directors have a diversity policy, specific management objectives, and are they implemented in practice?	V		(1) The Company has set out its policy on diversity of Board membership in the “Corporate Governance Principles”, which is disclosed on the Company’s website and MOPS. In accordance with the Company’s diversity policy, the current Board of Directors of the Company have identified the following diversity objectives: A. The percentage of Independent Directors among the total number of Directors shall be at least 40%; B. A minimum of 1 female director shall be nominated, with continuing efforts to promote increased numbers of female directors on the Board. The members of the Board have various professional expertise in legal, economic, accounting, finance, business administration and management backgrounds. Many of our Board members also have experience in practical management and the information technology industry, and contribute greatly to the management of the Company’s domestic and international business development and risk management.	No discrepancy

Items of Evaluation	Implementation Status			Deviations from “Corporate Governance Best Practice Principles for TWSE/TPEX Listed Companies”
	Yes	No	Summaries	
(2) Other than the Compensation Committee and the Audit Committee which are required by law, does the Company plan to set up other functional committees?	V		<p>In order to promote gender equality and implement our diversity policies, the Company has increased the number of female independent directors by 1 after the election in 2021. Currently, female Directors account for 11% of the Board, and 44% of our Directors are Independent Directors.</p> <p>For detailed member information of our Board as well as their Diversity Profile, please refer to pages 13-16.</p> <p>(2) In addition to the Audit Committee and the Compensation Committee established by law, the Company established Nominating Committee under Board of Directors in December, 2020. The Nominating Committee is composed by 5 directors, including 3 independent directors, and perform duties of laying down the election standards of Board members and general managers, and finding, reviewing, and nominating candidates; establishing and developing the organizational structure of each committee, and planning continuing education for Board members. Please refer to pages 35-36 for the Company’s 2021 Nominating Committee operation.</p>	
(3) Has the Company established a methodology for evaluating the performance of its Board of Directors, performed evaluations on an annual basis, submitted the results of the performance evaluation to the Board, and use it as a reference for individual directors’ remuneration and renomination?	V		<p>(3) The Company’s Board of Directors have resolved to formulate “Rules and Procedures for Board of Directors Performance Assessments” on Dec. 26, 2016, and add performance evaluation on functional committees, thus renamed as “Rules and Procedures for Board of Directors and Functional Committees Performance Assessments” on Dec. 20, 2019, regulate that performance evaluation of Board of Directors, Board members, and functional committees shall be executed annually and reported to Board of Directors.</p> <p>The Company has completed the Performance Assessment Review for the period from Jan 1, 2021 to Dec 31, 2021. For detailed information, please refer to pages 22-23.</p>	
(4) Does the Company regularly evaluate its CPAs’ independence?	V		<p>(4) The Company assesses the qualifications and independence of CPAs on a regular basis (once a year) through Audit Committee and is referred to the Board for approval. The Company relies on the “Statement of Independence” provided annually by CPAs, with reference to the “Certified Public Accountant Act” and “Code of Professional Ethics No. 10, Integrity, Impartiality, Objectivity and Independence,” to</p>	

Items of Evaluation	Implementation Status		Summaries	Deviations from “Corporate Governance Best Practice Principles for TWSE/TPEX Listed Companies”																												
	Yes	No																														
			<p>develop the following CPA evaluation items. The annual assessment was completed on March 8, 2022 and no breach of independence has been identified and the rotation of the CPAs has been conducted in compliance with the relevant regulations.</p> <table border="1"> <thead> <tr> <th>Evaluation items</th> <th>Result</th> </tr> </thead> <tbody> <tr> <td>Do the CPAs violate Article 6 or Article 4 of “Certified Public Accountant Act”?</td> <td>No</td> </tr> <tr> <td>Do the CPAs have direct or indirect financial interest with the Company?</td> <td>No</td> </tr> <tr> <td>Do the CPAs and the Company have inappropriate interests?</td> <td>No</td> </tr> <tr> <td>Do the CPAs serve the Company within two years before the practice?</td> <td>No</td> </tr> <tr> <td>Do the CPAs permit others to practice under their name?</td> <td>No</td> </tr> <tr> <td>Do the CPAs and the members of audit team have shares of the Company?</td> <td>No</td> </tr> <tr> <td>Do the CPAs have fund lending with the Company?</td> <td>No</td> </tr> <tr> <td>Do the CPAs have relationship of collective investment or profit sharing with the Company?</td> <td>No</td> </tr> <tr> <td>Do the CPAs currently employed by the Company to perform routine work for which receives a fixed salary, or currently serves as a director?</td> <td>No</td> </tr> <tr> <td>Do the CPAs have management functions related to decision-making of the Company?</td> <td>No</td> </tr> <tr> <td>Do the CPAs receive any commission about business?</td> <td>No</td> </tr> <tr> <td>Do the CPAs are spouse, lineal relative, direct relative by marriage, or a collateral relative within the second degree of kinship of any responsible person or managerial officer of the Company?</td> <td>No</td> </tr> <tr> <td>Do the CPAs have being the audit accountants of the Company over 7 years?</td> <td>No</td> </tr> </tbody> </table>	Evaluation items	Result	Do the CPAs violate Article 6 or Article 4 of “Certified Public Accountant Act”?	No	Do the CPAs have direct or indirect financial interest with the Company?	No	Do the CPAs and the Company have inappropriate interests?	No	Do the CPAs serve the Company within two years before the practice?	No	Do the CPAs permit others to practice under their name?	No	Do the CPAs and the members of audit team have shares of the Company?	No	Do the CPAs have fund lending with the Company?	No	Do the CPAs have relationship of collective investment or profit sharing with the Company?	No	Do the CPAs currently employed by the Company to perform routine work for which receives a fixed salary, or currently serves as a director?	No	Do the CPAs have management functions related to decision-making of the Company?	No	Do the CPAs receive any commission about business?	No	Do the CPAs are spouse, lineal relative, direct relative by marriage, or a collateral relative within the second degree of kinship of any responsible person or managerial officer of the Company?	No	Do the CPAs have being the audit accountants of the Company over 7 years?	No	
Evaluation items	Result																															
Do the CPAs violate Article 6 or Article 4 of “Certified Public Accountant Act”?	No																															
Do the CPAs have direct or indirect financial interest with the Company?	No																															
Do the CPAs and the Company have inappropriate interests?	No																															
Do the CPAs serve the Company within two years before the practice?	No																															
Do the CPAs permit others to practice under their name?	No																															
Do the CPAs and the members of audit team have shares of the Company?	No																															
Do the CPAs have fund lending with the Company?	No																															
Do the CPAs have relationship of collective investment or profit sharing with the Company?	No																															
Do the CPAs currently employed by the Company to perform routine work for which receives a fixed salary, or currently serves as a director?	No																															
Do the CPAs have management functions related to decision-making of the Company?	No																															
Do the CPAs receive any commission about business?	No																															
Do the CPAs are spouse, lineal relative, direct relative by marriage, or a collateral relative within the second degree of kinship of any responsible person or managerial officer of the Company?	No																															
Do the CPAs have being the audit accountants of the Company over 7 years?	No																															
4. Has the company appointed an appropriate number of suitable corporate governance personnel, and designated an officer to be in charge of	V		The Company’s corporate governance unit is the Finance Division, which is responsible for corporate governance-related matters. On May 12, 2020, the Board of Directors approved the Financial & Accounting Officer, Phoebe Chang, as Company	No discrepancy																												



Items of Evaluation	Implementation Status			Deviations from “Corporate Governance Best Practice Principles for TWSE/TPEX Listed Companies”
	Yes	No	Summaries	
corporate governance affairs (including, but not limited to, providing directors and supervisors with the information necessary to execute business, assisting directors and supervisors in complying with laws, handing matters related to board meetings and shareholders meetings in accordance with the laws, processing corporate registration and amendment registration, and preparing minutes of board meetings and shareholders meetings)?			<p>Secretary. Phoebe Chang holds CPA certification, suits the criteria of serving as the Company Secretary.</p> <p>The main responsibilities are as follows:</p> <ol style="list-style-type: none"> <li>(1) To handle matters relating to the Board of Directors meetings and Shareholders Meeting in accordance with the Law.</li> <li>(2) Company registration and change of registration.</li> <li>(3) Produce minutes of Board of Directors and Shareholders Meetings, etc.</li> <li>(4) To assist in the implementation and strengthening of corporate governance.</li> <li>(5) To provide information necessary for the directors to carry out their business.</li> <li>(6) Assist directors in their appointment, compliance with statutes and continuing education.</li> </ol> <p>For the Company’s 2021 Governance Report, please refer to the Company’s website. For details related to the training received by the Company Secretary, please see the table below.</p>	
5. Has the Company established a means of communicating with its stakeholders (including but not limited to shareholders, employees, customers, suppliers, etc.) or created a Stakeholders Section on its Company website? Does the Company respond to stakeholders’ questions on corporate responsibilities?	V		The Company has a spokesperson and acting spokesperson, and has set up a section on the Company’s website to describe communication with stakeholders and provide contact information of the relevant counterparts in order to properly respond to important issues of concern to stakeholders, and to respond in the ESG report. The results of stakeholder communications are reported to the Board of Directors on an annual basis.	No discrepancy
6. Has the Company appointed a professional registrar for its Shareholders Meetings?	V		The Company has appointed the Stock Agency Department of KGI Securities as the Company’s stock agency and to handle the affairs relating to the Shareholders Meetings.	No discrepancy
7. Information Disclosure (1) Has the Company established a corporate website to disclose information regarding its financials, business and corporate governance status? (2) Does the Company use other information disclosure channels (e.g. maintaining an English-language website, designating staff to handle	V  V		<p>(1) The Company has disclosed the relevant business, financial and corporate governance practices on the Company’s website. (<a href="http://www.wistronits.com/tw/">http://www.wistronits.com/tw/</a>)</p> <p>(2) The Company has set up a website to provide relevant information for shareholders’ and stakeholders’ reference, and has a spokesperson to maintain communication channels with the media, so that material information that may</p>	No discrepancy

Items of Evaluation	Implementation Status			Deviations from “Corporate Governance Best Practice Principles for TWSE/TPEX Listed Companies”
	Yes	No	Summaries	
information collection and disclosure, appointing spokespersons, webcasting investor conferences etc.)?  (3) Does the Company announce and report the annual financial report within two months of the fiscal year end, and announce and report the financial statements for the first, second and third quarter and each month’s operating performance ahead of the required deadline?	V		<p>affect shareholders and stakeholders can be disclosed immediately and properly. The information provided by the Company’s participation in the Investor Conferences is available on the Company’s website. The Company has set up an English website as well, disclosing financial, business and corporate governance related information.</p> <p>(3) The Company does not announce and report its annual financial statements within two months after the end of the fiscal year. However, the Company still announces and reports its annual financial statements (within three months), first, second and third quarterly financial statements (within 45 days) and monthly operations (before the 10th day of each month) within the period stipulated in Article 36 of the Securities and Exchange Act.</p>	
8. Has the Company disclosed other information to facilitate a better understanding of its corporate governance practices (e.g. including but not limited to employee right, employee wellness, investor relations, supplier relations, rights of stakeholders, directors’ and supervisors’ training records, the implementation of risk management policies and risk evaluation measures, the implementation of customer relations policies, and purchasing insurance for directors)?	V		<p>(1) Staff Rights and Employee Care: For the rights and benefits of the Company’s employees and employee care, please refer to the “Labor Relations” in Chapter 5, Operating Overview of this annual report.</p> <p>(2) Investor Relations: The Company aims to protect the interests of its shareholders and treats all shareholders fairly. In accordance with the relevant regulations, the Company immediately announces important corporate information on financial, business and internal shareholding changes on MOPS. In addition, in order to ensure that shareholders have the right to be fully informed of, participate in and decide on material matters of the Company, the Company has a spokesperson and an acting spokesperson to handle shareholders’ suggestions, queries and disputes. The Company also provides shareholders with adequate opportunities to ask questions or make proposals to achieve checks and balances.</p> <p>(3) Supplier relations: The Company conducts audits and management of its suppliers on the basis of integrity to confirm that they are able to follow relative regulations of integrity, corporate social responsibilities, environmental treaties, labor safety, and health issues. The management of our suppliers can be found in our ESG report.</p> <p>(4) Stakeholder rights: The Company maintains a stakeholder section on the Company’s website and provides relevant</p>	No discrepancy

Items of Evaluation	Implementation Status			Deviations from “Corporate Governance Best Practice Principles for TWSE/TPEX Listed Companies”
	Yes	No	Summaries	
			<p>contact information to protect the rights of stakeholders.</p> <p>(5) Annual education and training for Board members: The Company actively encourages Directors to participate in the relevant courses organized by the competent authorities. Please refer to the following table for training of Directors and managers in relation to corporate governance.</p> <p>(6) Implementation of risk management policies and risk measurement standards: The Company has established “Rules of Risk Management” on November 9, 2020, as a guideline for risk management. The Company evaluates risk regularly, and develops policies in terms of risk identified as well as reports annually to the Board of Directors. For corresponding details of risk management mechanism, please refer to the Company’s website.</p> <p>(7) Implementation of Client Policy: The Company has always kept clients’ confidentiality. In the case where the clients compete with each other, different teams are formed internally to serve them. The Company also uses firewalls for data of clients, and strictly prohibits the discussion of client confidential information during work in order to achieve the goal of protecting clients.</p> <p>(8) Liability Insurance for Directors and Supervisors: The Company has purchased liability insurance for Directors and managers and reported the relevant information, including the amount insured, coverage, and insurance rates, to the Board of Directors on January 12, 2022.</p>	
<p>9. Please indicate the improvement of the results of the corporate governance evaluation issued by the Corporate Governance Center of the TWSE in the last year and provide priority measures and measures for those who have not yet improved.</p> <p>(1)The Company ranked among the top 5% of the TPEX listed companies in the 8th (2021) Corporate Governance Evaluation.</p> <p>(2)According to the results of this evaluation, the main improvement areas are:</p> <p>A. The Annual Shareholders Meeting was held at the end of May. (The original meeting date was May 31, 2021, and the actual meeting date was July 23.)</p> <p>B. Appointment of 1 female Independent Director to increase the gender diversity of the Board.</p> <p>C. Submit quarterly financial reports to the Board of Directors 7 days prior to the publication deadline and complete the publication filing.</p> <p>D. Disclose the interim financial report in English within two months after the filing deadline for the Chinese version of the interim financial report.</p> <p>(3)For other areas that have not yet been improved, the expected priorities for improvement are:</p>				

Items of Evaluation	Implementation Status			Deviations from “Corporate Governance Best Practice Principles for TWSE/TPEX Listed Companies”
	Yes	No	Summaries	
<p>A. The Company expects to obtain environmental certification and strive to achieve our goal of environmental sustainability.</p> <p>B. The Board of Directors will be re-elected, and the number of independent directors will be higher than the number required by law, to strengthen the supervisory function of the Board of Directors.</p> <p>C. Based on the conception of corporate responsibility and sustainability, the Company plans to establish ESG Committee.</p>				

Continuing education of Directors and Managers :					
Title	Name	Date for Attending Continuing Education	Hosted By	Course Title	Hours
Chairman	Ching Hsiao	2021.10.29	Taiwan Corporate Governance Association	Corporate Governance Blueprint 3.0 and Directors' Responsibilities	3
				Business Management and Public Opinion/Negative Publicity Management Strategies	3
Director	Frank Lin	2021.08.18	Securities & Futures Institute	Integrity Management Regulations and Corporate Social Responsibility of Listed (OTC) Companies	3
		2021.09.01	Financial Supervisory Commission	The 13th Taipei Corporate Governance Forum	6
		2021.10.29	Taiwan Corporate Governance Association	Corporate Governance Blueprint 3.0 and Directors' Responsibilities	3
				Business Management and Public Opinion/Negative Publicity Management Strategies	3
2021.12.07	Taiwan Stock Exchange	Cathay Sustainable Finance and Climate Change Summit	3		
Director	Marty Chiou	2021.10.29	Taiwan Corporate Governance Association	Corporate Governance Blueprint 3.0 and Directors' Responsibilities	3
				Business Management and Public Opinion/Negative Publicity Management Strategies	3
Director	Philip Peng	2021.04.27	Securities & Futures Institute	On Employee Remuneration Strategies and Tools	3
		2021.07.27	Taiwan Corporate Governance Association	Reorganization of Overseas Holding Companies - Assessment of the Impact of Global Minimum Tax System on Multinational Enterprises	1.5
		2021.09.01	Financial Supervisory Commission	The 13th Taipei Corporate Governance Forum	6
		2021.10.26	Taiwan Corporate Governance Association	Management Power Struggles and Case Studies	3
		2021.10.29	Taiwan Corporate Governance Association	Corporate Governance Blueprint 3.0 and Directors' Responsibilities	3
				Business Management and Public Opinion/Negative Publicity Management Strategies	3
2021.12.07	Taiwan Stock Exchange	Cathay Sustainable Finance and Climate Change Summit	6		

Continuing education of Directors and Managers :					
Title	Name	Date for Attending Continuing Education	Hosted By	Course Title	Hours
Director	David Lee	2021.10.29	Taiwan Corporate Governance Association	Corporate Governance Blueprint 3.0 and Directors' Responsibilities	3
				Business Management and Public Opinion/Negative Publicity Management Strategies	3
Independent Director	Frank Juang	2021.10.29	Taiwan Corporate Governance Association	Corporate Governance Blueprint 3.0 and Directors' Responsibilities	3
				Business Management and Public Opinion/Negative Publicity Management Strategies	3
Independent Director	Allen Fan	2021.10.29	Taiwan Corporate Governance Association	Corporate Governance Blueprint 3.0 and Directors' Responsibilities	3
				Business Management and Public Opinion/Negative Publicity Management Strategies	3
Independent Director	C.K. Chiang	2021.05.04	Taiwan Securities Association	Money Laundering Prevention, Counter Terrorism Practice and Case Studies	3
		2021.08.03		Information Security Challenges and Countermeasures	3
		2021.10.05		Introduction and Response to the Financial Consumer Protection Act	3
Independent Director	Yen Ling Fang	2021.09.01	Financial Supervisory Commission	The 13th Taipei Corporate Governance Forum	6
		2021.10.29	Taiwan Corporate Governance Association	Corporate Governance Blueprint 3.0 and Directors' Responsibilities	3
				Business Management and Public Opinion/Negative Publicity Management Strategies	3
Financial & Accounting Officer & Company Secretary	Phoebe Chang	2021.03.17	Securities & Futures Institute	Director and Supervisor (incl. independent director) and Corporate Governance Supervisory Practices Advanced Seminar - Exploring Employee and Director Remuneration Issues - Based on the Amendment of Article 14 of the Securities and Exchange Act	3
		2021.04.15		Director and Supervisor (incl. independent director) and Corporate Governance Supervisory Practices Advanced Seminar - Economic Forecast and Industry Trends of 2021	3
		2021.04.23		Director and Supervisor (incl. independent director) and Corporate Governance Supervisory Practices Advanced Seminar - Analysis on Corporate Financial Crisis Warnings and Types	3
		2021.09.01	Financial Supervisory Commission	The 13th Taipei Corporate Governance Forum	6
		2021.09.23~09.24	Taiwan Corporate Governance Association	Advanced Course for Accounting Supervisor of Issuers, Securities Firms and Stock Exchange	12
		2021.10.29	Taiwan Corporate Governance Association	Corporate Governance Blueprint 3.0 and Directors' Responsibilities	3
				Business Management and Public Opinion/Negative Publicity Management Strategies	3

### **3.4.4 Composition, responsibilities and operations of the Compensation Committee and Nominating Committee**

#### **A. The composition of the Compensation Committee**

April 30, 2022

Title	Name / Qualification	Professional Qualifications and Experience	Independence Criteria	Number of Other Public Companies in Which the Individual is Concurrently a member of Compensation Committee
Independent Director (Convener)	Allen Fan	Please refer to pages 13-14 for professional qualifications and experience of Directors.		1
Independent Director	Frank Juang			1
Independent Director	C.K.Chiang			0

#### **B. Responsibilities of the Compensation Committee**

In accordance with Article 6 of the Company's "Compensation Committee Charter" the Compensation Committee has the following responsibilities:

- (1) Prescribe and periodically review the performance and compensation policy, system, standards, and structure for directors and managerial officers.
- (2) Periodically evaluate and prescribe the compensation of directors and managerial officers.

When performing the official powers of the preceding paragraph, the Compensation Committee shall follow the principles listed below:

- (1) With respect to the performance assessment and compensation of Directors and managers of the Company, it shall refer to the typical pay levels adopted by peer companies, and take into consideration the reasonableness of the correlation between remuneration and individual performance, the Company's business performance, and future risk exposure.
- (2) It shall not produce an incentive for the Directors or managers to engage in activity to pursue compensation exceeding the risks that the Company may tolerate.
- (3) It shall take into consideration the characteristics of the industry and the nature of the Company's business when determining the ratio of bonus payout based on the short-term performance of its Directors and senior management and the time for payment of the variable part of compensation.

### C. Operation of Compensation Committee

- (1) The Compensation Committee consist 3 members.
- (2) The term of service of 4th Compensation Committee was from June 24, 2019 to June 23, 2022. Total of 2 Compensation Committee meetings were held in 2021. The members' participation status is as follows:

	Title	Name	Attendance in Person	By Proxy	Attendance Rate (%)	Remarks
4th	Convener	Allen Fan	2	0	100%	
	Member	Frank Juang	2	0	100%	
	Member	C.K.Chiang	2	0	100%	

Other noteworthy items:

1. If the Board of Directors declines to adopt or modify a recommendation of the Compensation Committee, it should specify the date of the meeting, session, content of the motion, resolution by the Board of Directors, and the Company's response to the Compensation Committee's opinion (e.g., the compensation passed by the Board of Directors exceeds the recommendation of the Compensation Committee, the circumstances and cause for the difference shall be specified): None.
2. Resolutions of the Compensation Committee objected to by members or expressed reservations and recorded or declared in writing, the date of the meeting, session, content of the motion, all members' opinions and the response to members' opinion should be specified: None.
3. Please refer to pages 53-56 for Major Resolutions of Board Meetings for the dates, items, and resolutions of Compensation Committee for the present year.

### D. The composition and operation of Nominating Committee

- (1) To ensure the soundness of the Board and strengthen the management mechanism, the Company establish a Nominating Committee in December, 2020. The committee is composed of Chairman and 4 Directors (including 3 Independent Directors). Independent Director C.K.Chiang was Chairman of many institutions, Director Frank Lin possesses excellent management experience of corporate governance practices, whereas Chairman Ching Hsiao, Independent Director Allen Fan, and Independent Director Frank Juang has years of operational management experience, all committee members are full of talent of corporate governance, which met the qualification of this committee.
- (2) Responsibilities of the Nominating Committee:
  - a. Establishing and reviewing on a regular basis for standards of structures and qualification of Board members and managers, and electing, reviewing, and nominating candidate of directors and managers based on the standards.
  - b. Establishing and developing the organizational structure of the Board and each committee, reviewing the qualification and potential interest conflict of committee members, and evaluating the independence of the independent directors.
  - c. Establishing and reviewing on a regular basis programs for director continuing education and the succession plans of directors and managers.

(3)Qualification and Operation of Nominating Committee:

- a. The Nominating Committee consist 5 members.
- b. The term of service of 1st Nominating Committee was from December 21, 2020 to June 23, 2022. Total of 1 Nominating Committee meeting were held in 2021. The members' participation status is as follows:

Title	Name	Professional Qualifications and Experience	Attendance in Person	By Proxy	Attendance Rate (%)	Remarks
Convener	C.K.Chiang	Please refer to pages 13-14 for professional qualifications and experience of Directors.	1	0	100%	
Member	Ching Hsiao		1	0	100%	
Member	Frank Lin		1	0	100%	
Member	Frank Juang		1	0	100%	
Member	Allen Fan		1	0	100%	

Other noteworthy items:  
Specify the date of the meeting, session, content of the motion, suggestions or objections by committee members, resolution by the Nominating Committee, and the Company's response to the Nominating Committee's opinion  
Major resolutions of Nominating Committee meetings for the present year were all resolved, please refer to pages 53-56 for Major Resolutions of Board Meetings for the meeting results of Nominating Committee.



**3.4.5 Sustainable development and deviations from the “Sustainable Development Best Practice Principles for TWSE/TPEX Listed Companies” and reasons**

Item	Implementation Status			Deviation from “Sustainable Development Best Practice Principles for TWSE/TPEX Listed Companies” and Reasons
	Yes	No	Summary	
1. Does the Company establish a sustainable development governance structure, and set up a division that is (either solely or in addition to other tasks) on sustainable development; in addition, has the Board of Directors authorized executive management level to deal with, and supervised the result of such issues?	V		The Company has established “ESG Implementation Office,” which responsible for planning the promotion and performance for ESG. The Company has reported to the Board of Directors implementation including management policy of the corporate sustainability and social responsibility and strategy of ESG development on Nov. 4, 2021. The Board reviewed the progress of strategy and implementation, and provided suggestion to the team. In addition, the Company plans to establish ESG Committee under the Board of Directors, composed of Directors and managers, served as the top management and supervision level and report to Board of Directors the performance and future plan of ESG.	No discrepancy
2. Does the Company, based on the principles of importance, conduct risk assessments for its environment, social and corporate governance issues in relation to its operation, and set up relevant risk management policies or strategies?	V		In accordance with our “Regulations for Risk Management”, the Company routinely performs risk evaluations of environmental, social, and corporate governance issues related to operations, by order of importance, at least once a year. We then formulate and implement management strategies and goals based on the evaluation results. In 2021, we collected data on risk events that occurred in actual operations, as well as on the sources and outcomes of these events. After which, through a risk assessment process, we identified risk items and categorized them into three risk levels (low, medium, and high). There were 9 risk items in total, including legal environment, information security risk, economic environment, and climate change risk. Based on the results of the risk assessment, we formulated the following relevant risk management policies or strategies: (1) Environmental: Includes risks such as climate change, non-compliance to	No discrepancy

Item	Implementation Status		Summary	Deviation from “Sustainable Development Best Practice Principles for TWSE/TPEX Listed Companies” and Reasons
	Yes	No		
			<p>environmental and climate laws as well as other international regulations and agreements, along with client demand impacted by the pandemic. As a member of the IT service industry, the Company considers energy usage as the most important objective to be achieved related to climate change. Each year the Company continues to monitor and track energy consumption in our Taiwan and China offices, and set up goals for energy consumption reduction. Meanwhile, each year the Company continues to monitor the financial impact of physical risks (such as natural disasters), striving to increase the efficiency of our use of various resources, as well as reduce the stress on the environment. When client demand was impacted by the pandemic, the Company established a client service hotline and communication website, proactively conducted client satisfaction surveys, and leveraged remote or international delivery systems to strengthen our partnerships with clients.</p> <p>(2) Social: Includes legal risks and risks caused by the impact of the pandemic on employees’ physical and mental health. In order to prevent the risk of potential losses caused by invalid contracts or inability to hold our trading partners to their contractual obligations, our IT system has been leveraged to integrate the contract approval and control process for our business and legal teams. On the other hand, the pandemic has impacted the work environment as well as our employees’ physical and mental health. In light of this, the Company deployed all necessary hardware and software for remote communications to manage remote delivery, as well as encouraged employees to balance working from home with healthy</p>	

Item	Implementation Status		Summary	Deviation from “Sustainable Development Best Practice Principles for TWSE/TPEX Listed Companies” and Reasons
	Yes	No		
			<p>outdoor activities, provided that they are compliant with relevant regulations.</p> <p>(3) Corporate Governance: Includes market and investment risks, operational risks and credit risk. In response to the risk of exchange rate fluctuations caused by international and domestic politics, the environment, technology, and other factors, the Company has developed a deep understanding of client needs and enhanced our delivery capabilities. We have also maintained communication with external institutions to keep track of changes and trends in the international market, allowing us to adjust our operating capital where appropriate. On the other hand, to avoid credit risks caused by trading partners failing to fulfill contractual obligations, or operational risks caused by internal control errors, the Company has established a governance structure and implemented an internal control system, as well as further integrated operational information to build a business support platform, fully enhancing our operation management system.</p> <p>(4) Technological Innovation: As technologies in the industry continue to evolve, information security risks have also increased. To ensure proper information security management, our Company has actively enforced ISO27001 certification in all of our regional offices and has also intensified our efforts to educate our employees about information security.</p> <p>For more details, please refer to the “Risk Management” chapter in the Company’s sustainability report, available on the Company’s website.</p>	
<p>3. Environmental Issues</p> <p>(1) Has the Company set up suitable environmental management systems</p>	V		(1) The Company is engaged in IT services, in terms of environmental	No discrepancy

Item	Implementation Status		Summary	Deviation from “Sustainable Development Best Practice Principles for TWSE/TPEX Listed Companies” and Reasons
	Yes	No		
<p>based on its industry features?</p> <p>(2) Does the Company dedicate itself to maximize the effectiveness of various energy uses, as well as utilize recycled materials that have a lower impact on our environment?</p> <p>(3) Has the Company completed the evaluation on how climate change will potentially create risks as well as opportunities for the Company, both in the present and the future, and implemented climate change related counter-measures?</p>	V		<p>management, mainly committed to improving the use of resources and reducing the impact of environmental burdens. In addition to formulating waste management strategies and measures, the Company also promotes water and electricity conservation, and waste separation and disposal to our employees in the workplace. Please refer to the chapter of “Environment Friendly” in the Company’s ESG Report, available on the Company’s website.</p> <p>(2) The Company serves in the IT service industry, and does not participate in manufacturing, which utilizes various resources and impacts the environment. However, the Company still aims to increase the efficiency of various resource utilization as well as reduces impact on the environment:</p> <ul style="list-style-type: none"> <li>a. Procuring electrical equipment that have a higher energy efficiency rating</li> <li>b. Recycle the use of paper</li> <li>c. Recycling waste</li> <li>d. Gradually moving towards a paperless work environment.</li> </ul> <p>(3)Based on the recommendations of the Task Force on Climate-related Financial Disclosures (TCFD), the Company takes into account different aspects such as governance, strategy, risk management indicators and goals. The Company has identified key physical risks, transformational risks, and business opportunities caused by climate change. The Company has used these evaluation results to inform operational strategies, our business model, and financial planning, allowing us to take appropriate measures to respond to these risks. Detailed information about these measures can be found on the Company’s website as well as in the “Risk Management” chapter of the ESG report.</p>	

Item	Implementation Status			Deviation from “Sustainable Development Best Practice Principles for TWSE/TPEX Listed Companies” and Reasons												
	Yes	No	Summary													
(4) Has the Company gathered data on the carbon emission volume, water usage, and total volume of waste in the last two years, as well as set up policies on reducing its carbon footprints, energy conservation, reducing carbon emissions, reducing water use or other wastes?	V		<p>(4) The Company has set up policies and goals related to reducing water usage, carbon emission volume, and waste.</p> <p>1. Carbon emissions:</p> <p>(1) In the most recent 2 years (including parent company and all subsidiaries)</p> <table border="1"> <thead> <tr> <th>Year</th> <th>2020</th> <th>2021</th> </tr> </thead> <tbody> <tr> <td>Scope 1 (Ton CO2e)</td> <td>13.1021</td> <td>14.6771</td> </tr> <tr> <td>Scope 2 (Ton CO2e)</td> <td>907.366</td> <td>1,015.29</td> </tr> <tr> <td>Per unit of revenue (kilotonCO2e/NT\$ Billion)</td> <td>0.18</td> <td>0.166</td> </tr> </tbody> </table> <p>(2) Management and Implementation: To respond the global trend of carbon emissions, the Company continued to promote energy saving and carbon reduction, including using energy-efficient lighting, LED lights, environmental control system with power timing control energy-saving measures. The Company established a Greenhouse gas inventory task force, counting the volume of carbon emissions, and setting up a goal for reducing 2% every year, when compared to 2020. In 2021, the volume of emissions per unit of revenue was 0.166 kilotonCO2e/NT\$ Billion, reducing 7% compared with 0.18 kilotonCO2e/NT\$ Billion in 2020. The Company plans to achieve carbon neutral to fulfill the vision of environmental protection.</p> <p>(3) The Company obtained third-party verification (from BSI) for its carbon emission (ISO 14064-1, scope 1 &amp; 2), and will receive the certification on early May.</p> <p>2. Water usage:</p> <p>(1) In the most recent 2 years (including parent company and all subsidiaries)</p>	Year	2020	2021	Scope 1 (Ton CO2e)	13.1021	14.6771	Scope 2 (Ton CO2e)	907.366	1,015.29	Per unit of revenue (kilotonCO2e/NT\$ Billion)	0.18	0.166	
				Year	2020	2021										
				Scope 1 (Ton CO2e)	13.1021	14.6771										
				Scope 2 (Ton CO2e)	907.366	1,015.29										
				Per unit of revenue (kilotonCO2e/NT\$ Billion)	0.18	0.166										

Item	Implementation Status			Deviation from “Sustainable Development Best Practice Principles for TWSE/TPEX Listed Companies” and Reasons																								
	Yes	No	Summary																									
			<table border="1"> <thead> <tr> <th>Year</th> <th>2020</th> <th>2021</th> </tr> </thead> <tbody> <tr> <td>water intake (kiloton)</td> <td>4.063</td> <td>5.314</td> </tr> <tr> <td>Per unit of revenue (kiloton/NT\$ Billion)</td> <td>0.8</td> <td>0.86</td> </tr> </tbody> </table> <p>(2) Management and Implementation: The Company is IT services company, main water usage from domestic water. The Company continues to actively promote water conservation and reminds employees to turn off the taps, as well as uses automatic sensor water taps and sanitation facilities with a water efficiency label, in order to conserve water. Due to the epidemic in 2021, employees washed hands and cleaned frequently, the volume of water usage was more than last year. The Company has set up a mid-term goal for reducing 1% of water usage per unit of revenue every year, compared with base year of 2020.</p> <p>3.Waste management: (1) In the most recent 2 years (including parent company and all subsidiaries)</p> <table border="1"> <thead> <tr> <th>Year</th> <th>2020</th> <th>2021</th> </tr> </thead> <tbody> <tr> <td>Hazardous Waste (tons)</td> <td>0.05</td> <td>0.015</td> </tr> <tr> <td>Non-Hazardous Waste (tons)</td> <td>22.15</td> <td>28.612</td> </tr> <tr> <td>Recycling Rate (%)</td> <td>21.06</td> <td>13.52</td> </tr> <tr> <td>Per unit of revenue (ton/NT\$ Billion)</td> <td>4.35</td> <td>4.63</td> </tr> </tbody> </table> <p>(Note) Waste Recycling Rate: Amount of recycled waste/total waste</p> <p>(2) Management and Implementation: The Company is IT services company, main wastes from general waste. The Company continues to actively promote reducing the waste, however, in 2021, in order to reduce the risk of epidemic infection by employees eating in crowded cafeterias, we</p>	Year	2020	2021	water intake (kiloton)	4.063	5.314	Per unit of revenue (kiloton/NT\$ Billion)	0.8	0.86	Year	2020	2021	Hazardous Waste (tons)	0.05	0.015	Non-Hazardous Waste (tons)	22.15	28.612	Recycling Rate (%)	21.06	13.52	Per unit of revenue (ton/NT\$ Billion)	4.35	4.63	
Year	2020	2021																										
water intake (kiloton)	4.063	5.314																										
Per unit of revenue (kiloton/NT\$ Billion)	0.8	0.86																										
Year	2020	2021																										
Hazardous Waste (tons)	0.05	0.015																										
Non-Hazardous Waste (tons)	22.15	28.612																										
Recycling Rate (%)	21.06	13.52																										
Per unit of revenue (ton/NT\$ Billion)	4.35	4.63																										

Item	Implementation Status		Summary	Deviation from “Sustainable Development Best Practice Principles for TWSE/TPEX Listed Companies” and Reasons
	Yes	No		
			<p>encouraged ordering boxed lunches for our employees. As the number of people having lunch in office premises increased, so did the volume of waste. The Company has set up a mid-term goal for reducing 1% of waste per unit of revenue every year, compared with base year of 2020.</p> <p>Details can be found in the “Environment Friendly” chapter in the Company’s ESG Report, available on the Company’s website.</p>	
<p>4. Social Issues</p> <p>(1) Has the Company established management policies and procedures in accordance with relevant laws and regulations and international human rights treaties?</p>	V		<p>(1) In addition to abiding by the laws and regulations on human rights in labor, the Company provides a safe and healthy working environment, maintains zero injury records, strictly prohibits the use of child labor, has had no incidents of forced labor, and prohibits all kinds of discrimination, encourages the employment of indigenous people and people with disabilities, provides paternity leave and childcare leave, etc., and emphasizes equal opportunities for job security; the Company also regularly conducts a variety of staff activities (afternoon tea, birthday parties, staff trips, sports competitions, etc.) to take care of our staff.</p>	No discrepancy
<p>(2) Has the Company established and implemented reasonable employee benefit measures (including compensation, vacation and other benefits, etc.) and appropriately reflect operating performance or results in employees’ compensation?</p>	V		<p>(2) In addition to complying with the laws and regulations, the Company will determine and implement employee welfare measures (including compensation, leave and other benefits) that are superior to or in accordance with the laws and regulations, taking into account the overall operating performance of the Company and the industry situation, and will distribute employee profit sharing bonus in accordance with “Articles of Incorporation” that appropriately reflect the operating results in employee compensation, so</p>	

Item	Implementation Status		Summary	Deviation from “Sustainable Development Best Practice Principles for TWSE/TPEX Listed Companies” and Reasons
	Yes	No		
(3) Does the Company provide a safe and healthy working environment for its employees and conduct regular safety and health education for its employees?	V		as to live and prosper together with employees. Please refer to Chapter 5.5 in this annual report for more detail. (3)The Company has always attached great importance to environmental safety and health. In terms of working environment, the Company regularly disinfects and tidies up the working environment, sets up a breastfeeding room, as well as safety and health management staff and nurses; in addition, the Company has established an emergency response team and established emergency management procedures to respond to emergencies. The Company also arranges regular health check-ups and occasional health talks for supervisors and colleagues every year. There were no incidents of workplace safety in 2021.	
(4) Has the company established an effective career development training program for its employees?	V		(4)The Company believes that “Manpower is the Foundation of Company Development”. Based on the job category and levels of colleagues, the Company has developed and implemented a training system, which includes professional job category, level based training, new recruit training and general training, in order to improve the capabilities and competitiveness of manpower.	
(5) Does the Company comply with relevant regulations and international standards on customer health and safety, customer privacy, marketing and labeling of its products and services, and formulate relevant policies and complaint procedures to protect consumer or customer rights?	V		(5)The Company’s customers are mainly corporate customers with no direct contact with consumers; it provides IT services with a focus on protecting customer privacy, intellectual property, and trade secrets. The Company has policies and strict internal control mechanisms for the information provided by customers. In addition to controlling all software and hardware that contain technical information and information that may involve customers’ intellectual property rights and trade secrets, the Company will also sign confidentiality agreements with customers and suppliers to protect the security of customers’ confidential information.	
(6) Does the company have a supplier	V		(6)The Company states in the contract	



Item	Implementation Status			Deviation from “Sustainable Development Best Practice Principles for TWSE/TPEX Listed Companies” and Reasons
	Yes	No	Summary	
management policy requiring suppliers to comply with relevant regulations on environmental protection, occupational safety and health, or human rights in the workplace, and how is it implemented?			that the supplier shall comply with the requirements of the “Code of Conduct” and the “Code of Integrity” stipulated by the Company, and implement environmental protection, labor safety and health laws and regulations, and cooperate with the government to promote environmental protection, energy conservation and carbon reduction, and enhance corporate social responsibility policies, and work together to protect labor rights and interests and increase profits for clients, in order to create a mutually beneficial relationship between the Company, customers and the suppliers.	
5. Does the Company make reference to international standards or guidelines for the preparation of reports, such as ESG reports and other reports that disclose non-financial information about the Company? Did the Company obtain a third-party verification confirmation or assurance on the aforementioned report?	V		The Company’s ESG Report is written in accordance with the GRI Standards developed by the Global Reporting Initiative (GRI) and meets the requirements of Core Disclosure. In the future, the Company shall seek verification from a third party in accordance to needs.	The Company’s ESG Report meets the requirements of Core Disclosure, and will seek verification from a third party in the future if needed.
6. If the Company has its own corporate social responsibility code in accordance with the “Sustainable Development Best Practice Principles for TWSE/TPEX Listed Companies”, please explain the difference between its operation and the code: The Company has established a “Corporate Social Responsibility Practice Principles,” and expected to amend and rename it as “Sustainable Development Practice Principles” in 2022. Please refer to the Company’s website. Its daily operations are carried out in accordance with the principles of implementing corporate governance, developing a sustainable environment, safeguarding social welfare and enhancing disclosure of corporate social responsibility information. There’s no sign of deviation from the code.				
7. Other important information to facilitate understanding of sustainable development operations: Please refer to relevant information on “ESG” on our company website. ( <a href="https://www.wistronits.com/en/">https://www.wistronits.com/en/</a> ).				

**3.4.6. Ethics management performance and deviations from “Ethical Corporate Management Best Practice Principles for TWSE/TPEX Limited Companies” and reasons**

Item	Implementation Status			Deviation from “Ethical Corporate Management Best Practice Principles for TWSE/TPEX Limited Companies” and Reasons
	Yes	No	Summary	
<p>1.Establishment of Corporate Conduct and Ethics Policy and Implementation Measures</p> <p>(1)Has the Company formulated a policy of ethical management approved by the Board of Directors, and clearly state, in the bylaw and external documents, the policies and practices of ethical management and the commitment of the board and senior management to actively implement the operating policy?</p> <p>(2)Has the Company established a mechanism for evaluating the risk of unethical behavior, regularly analyzed and evaluated business activities with a higher risk of unethical behavior in the business scope, and formulated a plan, which covers at least the precautionary measures in the Article 7 paragraph 2 of “Ethical Corporate Management Best Practice Principles for TWSE/TPEX Listed Companies”, to prevent unethical behavior?</p>	V		<p>(1) Integrity is core value, as well as the basis of business operation of the Company. The Company has established a “Code of Integrity”, “Code of Conduct” and “Corporate Governance Principles”, which apply to the Company’s Directors, managers, employees and other relevant personnel and these principles are disclosed on the Company’s website and MOPS. New employees sign statements of compliance with the “Code of Integrity” and “Code of Conduct” on the day of their induction, and Directors and managers also sign a statement of compliance with the “Code of Integrity”, to commit implementation of ethical policy. The signing rate is 100%.</p> <p>(2) The Company has established a mechanism for evaluating the risk of unethical behavior based on the “Code of Integrity”, analyzing the business activities in the business area with a higher risk of breach of integrity conduct and strengthens the relevant preventive measures when formulating preventive plans. Precautionary measures have been developed to cover the following behaviors:</p> <p>A. Offering and acceptance of bribes.</p> <p>B. Illegal political donations.</p> <p>C. Improper charitable donations or sponsorship.</p> <p>D. Offering or acceptance of unreasonable presents or hospitality, or other improper benefits.</p> <p>E. Misappropriation of trade secrets and infringement of trademark rights, patent rights, copyrights, and other intellectual property rights.</p>	No discrepancy

Item	Implementation Status			Deviation from “Ethical Corporate Management Best Practice Principles for TWSE/TPEX Limited Companies” and Reasons
	Yes	No	Summary	
(3)Has the Company clearly defined the operating procedures, behavior guidelines, punishment and appeal systems for violations in the unethical conduct prevention plan, and does it implement and regularly review and revise the aforementioned plan?	V		<p>F. Engaging in unfair competitive practices.</p> <p>G. Damage directly or indirectly caused to the rights or interests, health, or safety of consumers or other stakeholders in the course of research and development, procurement, manufacture, provision, or sale of products and services.</p> <p>(3) The Company clearly defined the operating procedures and behavior guidelines for violations in the unethical conduct prevention plan in the “Code of Integrity”, and “Code of Conduct” specifies avenues of redress and prohibited conduct, which includes principles and standards for conflict of interest avoidance, gifts and business entertainment, political contributions and charitable giving. The HR &amp; Administration Division is responsible for the supervision and implementation of such, and regularly review adequacy and effectiveness of the prevention plan.</p>	
<p>2.Ethic Management Practice</p> <p>(1)Does the Company assess the ethics of whom it has business relationship with and include business conduct and ethics related clauses in the business contracts?</p> <p>(2)Has the Company established a unit affiliated with the Board of Directors to promote</p>	V		<p>(1) Before the Company establishes a business relationship with customers or other business dealers, it assesses the legality and integrity of its business policy, explains the Company’s integrity policy and related regulations to the other party in the course of engaging in business activities, and includes compliance with the integrity policy in the contract terms, including clear and reasonable payment content, handling of cases involving unethical acts, handling of violations of contract terms prohibiting commissions, rebates or other benefits, and expressly refuses to provide, promise, demand or accept any form or shape of improper benefits, directly or indirectly, and immediately ceases to deal with and is listed as an object of refusal once the dishonest acts are discovered.</p> <p>(2) The Company has established “Procedures for Preventing Insider Trading,” “Code of Conduct,” and</p>	No discrepancy

Item	Implementation Status			Deviation from “Ethical Corporate Management Best Practice Principles for TWSE/TPEX Limited Companies” and Reasons
	Yes	No	Summary	
<p>corporate ethical management, and regularly (at least once a year) report to the Board its ethical management policies and plans to prevent unethical conduct and monitor implementation?</p> <p>(3) Does the Company establish policies to prevent conflict of interests, provide appropriate communication and complaint channels and implement such policies properly?</p> <p>(4) Has the Company established an effective accounting system and internal control system for the implementation of ethical management, where the internal audit unit prepared relevant audit plans based on the result of risk assessment of unethical conducts, and checked the compliance with the plan to prevent unethical conducts, or delegated an accountant to perform the verification?</p> <p>(5) Does the Company provide internal and external ethical conduct training programs on a regular basis?</p>	V		<p>“Code of Integrity,” and disclosed the policies on the Company’s website. In order to manage the Company’s business with integrity, the HR &amp; Administration Division is responsible for formulating and supervising the implementation of integrity management policies and corresponding prevention plans, and for reporting its operations to the Board of Directors on a regular basis (once a year). The operations in 2021 were reported to the Board of Directors on November 4, 2021.</p> <p>(3) The Company has clearly stated the conflict of interest policy and conflict situations/standards in the “Code of Integrity” and the “Code of Conduct”, requiring the relevant personnel to avoid such and to take the initiative to fully report to their immediate supervisors, the officer of HR &amp; Administration Division, or the Board of Directors when they are aware of or face similar situations.</p> <p>(4) The Company has always focused on ensuring the accuracy and integrity of its financial reporting process and its controls, and has designed relevant internal control systems to address operating procedures that carry a high potential risk of unethical conduct. Internal audit also conducts audits in accordance with the annual audit plan drawn up based on the risk assessment results, and reports the audit results to the Board of Directors and management and formulates subsequent improvement plans to implement the audit results.</p> <p>(5) New employees and all new supervisors are required to undergo ethics/integrity training on the day of their induction, and all colleagues are required to undergo regular educational training for compliance with the “Code of Integrity” and “Procedures for Preventing Insider Trading” and relevant regulations at least once every year. The Company conducted an educational campaign on Nov. 17,</p>	

Item	Implementation Status			Deviation from “Ethical Corporate Management Best Practice Principles for TWSE/TPEX Limited Companies” and Reasons
	Yes	No	Summary	
			2021. The training content included corporate governance and risk management, compliance with integrity policy, confidentiality of material information, and reasons, recognition process, and example of insider trading. The relevant regulatory information and course slides and video files were made available to employees and uploaded to the internal employee system for reference by those who were not in attendance. 95 employees attended the training for a total of 190 hours, and new recruit training was conducted for 498 employees during this year.	
<p>3.Implementation of Complaint Procedures</p> <p>(1)Does the Company establish specific complaint and reward procedures, set up conveniently accessible complaint channels, and designate responsible individuals to handle the complaint received?</p> <p>(2)Has the Company established standard operating procedures for investigating the complaints received, take corresponding measures after investigation, and ensuring such complaints are handled in a confidential manner?</p>	V		<p>(1) The Company adopts a concrete whistle-blowing system to prevent unethical behavior. Anyone who finds a violation of the standards of ethical conduct may report it directly to the officer of the HR &amp; Administration Division, the officer of the Audit Office, the Chairman, or through the employee grievance channel. The Company has set up a whistle-blowing email and disclosed on the Company’s website. Responsible unit will handle the complaint as soon as it received.</p> <p>(2) The Company has established a complaint procedure, from the filing, inspection and investigation of the complaint, there are clear operating procedures, For the violating manager or employee, the punishment, including dismissal or termination of appointment, will be taken in accordance with the relevant provisions of the “Employee Reward and Punishment Procedures”, depending on the severity of the case. The Company will deal strictly with any business dealings that violate the principles of integrity and honesty, and will reduce or cancel its cooperation with the Company or refer the matter to the appropriate judicial authorities depending on the severity of the circumstances. The Company keeps</p>	No discrepancy

Item	Implementation Status			Deviation from “Ethical Corporate Management Best Practice Principles for TWSE/TPEX Limited Companies” and Reasons
	Yes	No	Summary	
(3) Does the Company adopt proper measures to prevent a complainant from retaliation for his/her filing a complaint?	V		the filing and investigation procedures confidential and has clearly defined the internal regulations. (3) The Company treats all complaint seriously and confidentially. The Company will protect against unfair reprisals or treatment of persons who are involved in the investigation process in which they are reported or cited. Any behavior aforementioned will be deemed to serious misconduct when it has been proven, and the punishment will be taken in accordance with the relevant provisions of the Company’s reward and punishment policy.	
4. Information Disclosure Does the Company disclose its guidelines on business ethics as well as information about implementation of such guidelines on its website and MOPS?	V		The Company has disclosed the contents and implementation of the “Code of Integrity” on the Company’s website and MOPS.	No discrepancy
5. If the Company has its own integrity code in accordance with the “Ethical Corporate Management Best Practice Principles for TWSE/TPEX Limited Companies”, please explain the difference between its operation and the code: The Company has established a “Code of Integrity”, which is not materially different from the “Ethical Corporate Management Best Practice Principles for TWSE/TPEX Limited Companies” and is available on the Company’s website.				
6. Other important information to facilitate better understanding of the Company’s corporate conduct and ethics compliance practices (e.g., review the company’s corporate conduct and ethics policy). The Company reviews the “Code of Integrity” in accordance with laws and regulations and makes amendments in the light of the actual operation, and upholds the principle of honesty and integrity to its trading partners and strengthens its advocacy.				

**3.4.7 Inquiry on corporate governance principles and related regulations of this Company:**

Please refer to the Company’s website or Market Observation Post System.

**3.4.8 Other information material to the understanding of corporate governance within the Company:** None

### **3.4.9. Internal control system execution status**

#### **A. Statement on Internal Control**

##### **Wistron Information Technology and Services Corp.**

##### **Statement on Internal Control**

Date: March 08, 2022

Based on the findings of a self-assessment, Wistron Information Technology and Services Corp. (Wistron ITS) states the following with regard to its internal control system during the year 2021 :

1. Wistron ITS's Board of Directors and management are responsible for establishing, implementing, and maintaining an adequate internal control system. Our internal control is a process designed to provide reasonable assurance over the effectiveness and efficiency of our operations (including profitability, performance and safeguarding of assets), reliability, timeliness, transparency of our reporting, and compliance with applicable rulings, laws and regulations.
2. An internal control system has inherent limitations. No matter how perfectly designed, an effective internal control system can provide only reasonable assurance of accomplishing its stated objectives. Moreover, the effectiveness of an internal control system may be subject to changes due to extenuating circumstances beyond our control. Nevertheless, our internal control system contains self-monitoring mechanisms, and Wistron ITS takes immediate remedial actions in response to any identified deficiencies.
3. Wistron ITS evaluates the design and operating effectiveness of its internal control system based on the criteria provided in the Regulations Governing the Establishment of Internal Control Systems by Public Companies (herein below, the Regulations). The criteria adopted by the Regulations identify five key components of managerial internal control: (1) control environment, (2) risk assessment, (3) control activities, (4) information and communication, and (5) monitoring activities.
4. Wistron ITS has evaluated the design and operating effectiveness of its internal control system according to the aforesaid Regulations.
5. Based on the findings of such evaluation, Wistron ITS believes that, as of December 31, 2021, it has maintained, in all material respects, an effective internal control system (that includes the supervision and management of our subsidiaries), to provide reasonable assurance over our operational effectiveness and efficiency, reliability, timeliness, transparency of reporting, and compliance with applicable rulings, laws and regulations.
6. This Statement is an integral part of Wistron ITS's annual report for the year 2021 and Prospectus, and is publicly disclosed. Any falsehood, concealment, or other illegality in the content made public will entail legal liability under Articles 20, 32, 171, and 174 of the Securities and Exchange Act.
7. This statement was approved by the Board of Directors in their meeting held on March 08, 2022, with none of the 9 attending directors expressing dissenting opinions. All attending directors have affirmed the content of this Statement.

Wistron ITS Corp.

Chairman: Ching Hsiao

General Manager: Ching Hsiao

**B. If CPA was retained to conduct a special audit of the internal control system, disclose the audit report:** None.

**3.4.10 Legal penalties by competent authority to the Company or its employees, and the Company’s punishment on its employees for violation of internal control system, major deficiencies and improvement measures in the most recent year and up to the publication date of this annual report:** None.

**3.4.11 Major resolutions of Shareholders meeting and Board meetings**

**A. Major resolutions of Shareholders meeting**

Date	Important resolution	Implementation Status
2021.07.23	1. Ratification of the Business Report and Financial Statements of 2020.	Resolved by vote.
	2. Ratification of the proposal for distribution of 2020 profits.	Resolved by vote. Since the Company’s total numbers of shares outstanding were changed due to employees’ profit sharing bonus distributed by shares, the payout ratio of cash dividends were adjusted to NT\$4.98387241. The ex-dividend record date was August 18, 2021, and the cash dividends were allocated on August 31, 2021
	3. Approval of amendments to the “Rules for Election of Directors.”	Resolved by vote. The amended version was implemented.
	4. Approval of amendments to the “Procedures for Governing Loaning of Funds.”	Resolved by vote. The amended version was implemented.
	5. Election of one Independent Director of the 13th Board.	Resolved by vote. 1 Independent Director was elected, and term for the reelected Independent Director was from July 23, 2021 to June 23, 2022. Registration was made on September 9, 2021.
	6. Approval of release of the prohibition on Directors from participation in competitive business.	Resolved by vote.



## B. Major resolutions of Board of Directors and functional committees

Meeting	Date	Important resolution	Resolutions by Board	Audit Committee		Compensation Committee		Nominating Committee	
				Required by Article 14-5 of the “Securities and Exchange Act”	Resolutions	Discussion Items	Resolutions	Discussion Items	Resolutions
1st Board Meeting of 2021	2021.03.10	1. Approval of the distribution of employees’ profit sharing bonus and directors’ remuneration of 2020.	Resolved	✓	Resolved	✓	Resolved		
		2. Approval of the performance bonus budget to managers (not including CEO) in 2021.	Resolved			✓	Resolved		
		3. Approval of the performance bonus budget to CEO in 2021.	Resolved			✓	Resolved		
		4. Approval of the business plan of 2021.	Resolved						
		5. Approval of the business report of 2020.	Resolved	✓	Resolved				
		6. Approval of the parent company only and consolidated financial statements of 2020.	Resolved	✓	Resolved				
		7. Approval of the proposal for distribution of 2020 profits	Resolved	✓	Resolved				
		8. Approval of amendments to the “Rules for Election of Directors.”	Resolved						
		9. Approval of amendments to the “Procedures for Governing Loaning of Funds.”	Resolved	✓	Resolved				
		10. Election of one Independent Director of the 13th Board.	Resolved						
		11. Nomination of candidate for Independent Director.	Resolved					✓	Resolved
		12. Approval of release of the prohibition on Directors from participation in competitive business.	Resolved						
		13. Approval of the time, venue and agenda of 2021 Annual Shareholders Meeting.	Resolved						
		14. Approval of appointing KPMG as audit CPAs in 2021.	Resolved	✓	Resolved				
		15. Approval of Statement on Internal Control of 2020.	Resolved	✓	Resolved				
		16. Appointment of internal audit officer.	Resolved	✓	Resolved				

Meeting	Date	Important resolution	Resolutions by Board	Audit Committee		Compensation Committee		Nominating Committee	
				Required by Article 14-5 of the “Securities and Exchange Act”	Resolutions	Discussion Items	Resolutions	Discussion Items	Resolutions
2nd Board Meeting of 2021	2021.05.06	1. Approval of consolidated financial statements of 2021Q1.	Resolved	✓	Resolved				
		2. Approval of 2020 directors’ remuneration payout amount to directors.	Resolved			✓	Resolved		
		3. Approval of 2020 employees’ profit sharing payout ratio and amount to managers (not including CEO).	Resolved			✓	Resolved		
		4. Approval of 2020 employees’ profit sharing payout ratio and amount to CEO.	Resolved			✓	Resolved		
		5. Approval of numbers of transferring 2020-1st shares repurchased to managers (not including CEO).	Resolved			✓	Resolved		
		6. Approval of numbers of transferring 2020-1st shares repurchased to CEO.	Resolved			✓	Resolved		
		7. Approval of the application for bank facility.	Resolved						
3rd Board Meeting of 2021	2021.07.02	1. Approval of change of date and location of 2021 General Shareholders Meeting.	Resolved						
4th Board Meeting of 2021	2021.08.05	1. Approval of consolidated financial statements of 2021Q2.	Resolved	✓	Resolved				
		2. Approval of amendments to the “Internal Audit Implementation Rules.”	Resolved	✓	Resolved				
		3. Approval of the application for bank facility.	Resolved						
5th Board Meeting of 2021	2021.11.04	1. Approval of consolidated financial statements of 2021Q3.	Resolved	✓	Resolved				
		2. Approval of 2022 Annual Audit Plans.	Resolved	✓	Resolved				
		3. Approval of amendments to the Internal Control System.	Resolved	✓	Resolved				

Meeting	Date	Important resolution	Resolutions by Board	Audit Committee		Compensation Committee		Nominating Committee	
				Required by Article 14-5 of the “Securities and Exchange Act”	Resolutions	Discussion Items	Resolutions	Discussion Items	Resolutions
		4. Approval of the application for bank facility.	Resolved						
		5. Approval of increase or decrease amount of endorsements and guarantees.	Resolved	✓	Resolved				
		6. Appointment of designated person to keep custody of corporate chop registered with the Ministry of Economic Affairs.	Resolved						
1st Board Meeting of 2022	2022.01.12	1. Approval of year-end bonus to managers (not including CEO) in 2021.	Resolved			✓	Resolved		
		2. Approval of salary adjument to managers (not including CEO) in 2022.	Resolved			✓	Resolved		
		3. Approval of year-end bonus to CEO in 2021.	Resolved			✓	Resolved		
		4. Approval of salary adjument to CEO in 2022.	Resolved			✓	Resolved		
		5. Approval of 100% shares owned subsidiary WIBJ to increase capital from retained earnings.	Resolved	✓	Resolved				
		6. Approval of increase or decrease amount of endorsements and guarantees.	Resolved	✓	Resolved				
2nd Board Meeting of 2022	2022.03.08	1. Approval of the distribution of employees’ profit sharing bonus and directors’ remuneration of 2021.	Resolved	✓	Resolved	✓	Resolved		
		2. Approval of 2021 directors’ remuneration payout amount to directors.	Resolved			✓	Resolved		
		3. Approval of the business plan of 2022.	Resolved						
		4. Approval of the business report of 2021.	Resolved	✓	Resolved				
		5. Approval of the parent company only and consolidated financial statements of 2021.	Resolved	✓	Resolved				

Meeting	Date	Important resolution	Resolutions by Board	Audit Committee		Compensation Committee		Nominating Committee	
				Required by Article 14-5 of the "Securities and Exchange Act"	Resolutions	Discussion Items	Resolutions	Discussion Items	Resolutions
		6. Approval of the proposal for distribution of 2021 profits	Resolved	✓	Resolved				
		7. Approval of amendments to the "Articles of Incorporation."	Resolved						
		8. Approval of amendments to the "Procedures for Acquisition and Disposal of Assets."	Resolved	✓	Resolved				
		9. Approval of amendments to the "Rules of Procedure for Shareholders Meeting."	Resolved						
		10. Election of Directors (including Independent Directors) of the 14th Board.	Resolved						
		11. Nomination of candidate for Directors (including Independent Directors) of the 14th Board.	Resolved					✓	Resolved
		12. Approval of release of the prohibition on Directors from participation in competitive business.	Resolved						
		13. Approval of the time, venue and agenda of 2022 Annual Shareholders Meeting.	Resolved						
		14. Approval of appointing KPMG as audit CPAs in 2022.	Resolved	✓	Resolved				
		15. Approval of Statement on Internal Control of 2021.	Resolved	✓	Resolved				

**3.4.12 Major issues of record or written statements made by any director or supervisor dissenting to important resolutions passed by the Board of Directors:** None.

**3.4.13 Resignation or dismissal of the Company's key individuals, including the Chairman, CEO, and heads of Accounting, Finance, Internal Audit, Corporate Governance, and R&D :**

April 30, 2022

Title	Name	On-Board Date	Date of Resignation	Reasons for Resignation
Internal Audit officer	Mico Yu	2020.06.22	2021.03.10	Resignation

### **3.5 Information Regarding the Company's attesting CPAs**

The Company shall disclose the amounts of the audit fees and non-audit fees paid to the attesting CPAs and to the accounting firm to which they belong and to any affiliated enterprises as well as the details of non-audit services, and given any of the following conditions, shall disclose information as follows:

- A. When the company changes its accounting firm and the audit fees paid for the fiscal year in which such change took place are lower than those for the previous fiscal year, the amounts of the audit fees before and after the change and the reasons shall be disclosed: None.
- B. When the audit fees paid for the current fiscal year are lower than those for the previous fiscal year by 10 percent or more, the reduction in the amount of audit fees, reduction percentage, and reason(s) therefor shall be disclosed: None.
- C. Audit Fees:

Unit: NT\$ thousands

Accounting Firm	Name of CPA	Period Covered by CPA's Audit	Audit Fee	Non-audit Fee	Total	Remarks
KPMG	Ya-Ling Chen	2021.01-2021.12	3,995	348	4,343	Note
	Ming-Hung Huang					

Note: "Others" including: Company Registration, TP report, employees' profit sharing bonus reinvested as capital, and Employee salaries check table.

### **3.6 Replacement of Independent Auditors: None.**

**3.7 Where the Company's chairman, general manager, or any managerial officer in charge of finance or accounting matters has in the most recent year held a position at the accounting firm of its certified public accountant or at an affiliated companies of such accounting firm, the name and position of the person, and the period during which the position was held, shall be disclosed: None.**

### **3.8 Changes in Shareholding of Directors, Supervisors, Managers, and Major Shareholders**

Unit: Shares

Title	Name	2021		As of March 28, 2022	
		Holding Increase (Decrease)	Pledged Holding Increase (Decrease)	Holding Increase (Decrease)	Pledged Holding Increase (Decrease)
Chairman & CEO	Ching Hsiao	0	0	50,000	0
Director & 10% shareholder	Wistron Digital Technology Holding Company	0	0	0	0
	Representative: Frank Lin	0	0	0	0
Director	David Lee	0	0	0	0
Director	Philip Peng	0	0	0	0
Director	Marty Chiou	0	0	0	0
Independent Director	Frank Juang	0	0	0	0
Independent Director	Allen Fan	0	0	0	0
Independent Director	C.K.Chiang	0	0	0	0
Independent Director	Yen Ling Fang (Note 1)	0	0	0	0
Vice President	Jamie Liu	5,000	0	30,000	0
Vice President	Ginnie Hsu (Note 2)	(17,000)	0	0	0
Vice President	Phoebe Chang	0	0	30,000	0

Note 1: Reelected on July 23, 2021.

Note 2: Resigned on June 19, 2021.

**3.8.1 Shares trading with related parties:** None.

**3.8.2 Shares pledge with related parties:** None.

### 3.9 Relationship among the Top Ten Shareholders

March 28, 2022

Name	Current Shareholding		Spouse's/ minor's Shareholding		Shareholding by Nominee Arrangement		Relationship Between the Company's Top Ten Shareholders, or Spouses or Relatives Within Two Degrees		Remarks
	Shares	%	Shares	%	Shares	%	Name	Relationship	
Wistron Digital Technology Holding Company	15,718,837	23.49	0	0	0	0	1.Simon Lin 2.Wise Cap Ltd.	1.Chairman of the company 2.Same Parent Company	
Representative: Simon Lin	770,567	1.15	0	0	0	0	None	None	
Ching Hsiao	3,272,280	4.89	139,506	0.21	0	0	None	None	
HSBC in custody for Grandeur Peak Emerging Markets Opportunities Fund	1,552,400	2.32	0	0	0	0	None	None	
TS Holdings Inc. Representative: Takaaki Okamoto	1,262,538	1.89	0	0	0	0	None	None	
	-	-	-	-	-	-	None	None	
Wise Cap Ltd.	1,177,493	1.76	0	0	0	0	Wistron Digital Technology Holding Company	Same Parent Company	
Representative: Frank Lin	321,062	0.48	0	0	0	0	Wistron Digital Technology Holding Company	Director of the company	
HSBC in custody for Grandeur Peak International Opportunities Fund	929,000	1.39	0	0	0	0	None	None	
HSBC in custody for Grandeur Peak Global Contrarian Fund	822,600	1.23	0	0	0	0	None	None	
CTBC in custody for Wistron Information Technology & Services Corp.	780,694	1.17	0	0	0	0	None	None	
Simon Lin	770,567	1.15	0	0	0	0	Wistron Digital Technology Holding Company	Chairman of the company	
Lai, Tsung-Pi	631,945	0.94	0	0	0	0	None	None	



### **3.10 Ownership of Shares in Affiliated Companies**

December 31, 2021

Affiliated Companies (Note)	Ownership by the Company		Direct or Indirect Ownership by Directors/ Supervisors/ Managers/companies controlled either directly or indirectly by the company		Total Ownership	
	Shares	%	Shares	%	Shares	%
Wistron Information Technology and Services Inc.	180,000,000	100%	0	0%	180,000,000	100%
Wistron Information Technology and Services (Japan) Inc.	1,960	100%	0	0%	1,960	100%
Wistron Information Technology and Services Limited	10,000	100%	0	0%	10,000	100%
WITSAMERICA, CORP.	250,000	100%	0	0%	250,000	100%
WITS Taiwan, Inc.	500,000	100%	0	0%	500,000	100%

Note: Investments accounted for using the equity method of the Company.

### **3.11 Corporate Sustainability and Social Responsibility Management**

To fulfill our corporate social responsibility, the Wistron ITS Board of Directors passed the “Corporate Social Responsibility Practice Principles”, which clearly defines four main principles: (1) implementing corporate governance, (2) developing a sustainable environment, (3) upholding social causes, and (4) reinforcing the disclosure of information regarding corporate social responsibility. These principles will act as the fundamental guidelines for Wistron ITS’ promotion of corporate social responsibility. The Company established ESG Implementation Office and task force, continuing to put corporate sustainability and social responsibility into practice.

#### **A. Corporate Sustainability and Social Responsibility Management**

In accordance with the “Corporate Social Responsibility Practice Principles”, Wistron ITS has created a corporate sustainability and social responsibility management system. Thus, as we continue to provide high-quality service, we are also able to continue conduct the management of environmental, social and corporate governance (ESG), as well as corporate social responsibility (CSR) and other issues of importance to the stakeholders.

#### **B. Quality Management System (ISO 9001)**

Wistron ITS pays great attention to the quality of services we provide to clients. All of our development processes comply with international quality standards, and we strive to deliver flawless, competitive services to our clients on time and on schedule.

#### **C. Information Management System (ISO 27001)**

Wistron ITS has continuously achieved ISO 27001 certification, the international standard for information security management systems. As part of our information security measures, we routinely conduct internal audits to ensure the confidentiality, integrity, and availability of our information. We use the "Plan-Do-Check-Act" Cycle to improve deficiencies identified during audits. We will continue to monitor and review management performance by adopting institutionalized, documented, and systematic systems.

#### **D. Environmental Management System (ISO 14064)**

Wistron ITS understands that all of our activities and services may have an impact on the environment. We have been proactive in adopting the ISO 14064 standard for checking greenhouse gas emissions, to effectively monitor our energy usage and reduce our impact on the environment by leveraging a green cycle. At the same time, we routinely conduct internal checks regarding the efficiency of energy usage, and implement a wide range of measures to reduce waste and water usage. We choose our suppliers carefully, requiring them to adopt environmentally friendly policies and measures to reduce pollution.

## **E. Occupational Health and Safety Management System (ISO 45001)**

Wistron ITS values employee safety and provides a safe workplace by strictly adhering to the labor conditions required by local laws, as well as planning and implementing health and safety measures using a system guided by international regulations. We also provide health check-ups to monitor employees' health, as well as host health and wellness classes to help employees relieve stress and identify sources of danger and risk in the workplace. These measures ensure that our employees are able to work in a healthy and safe environment.

## **F. Responsible Business Alliance (RBA) Code of Conduct**

Wistron ITS strictly adheres to local laws in every region we operate in. In accordance with internationally recognized human rights standards such as the UN's "Universal Declaration of Human Rights," the International Labor Organization Convention's "Declaration of Fundamental Principles and Rights at Work," and the ten principles of "The United Nations Global Compact," along with the Responsible Business Alliance Code of Conduct, we treat all employees and prospective employees with dignity and respect, while protecting workers' rights and benefits. We continue to enhance employee benefits and welfare, thereby establishing a trustworthy, healthy, and safe working environment to fulfill our social responsibilities.

## **4. Company Shares and Fund Raising**

### **4.1 Capital and Shares**

#### **4.1.1 Changes in share capital**

##### **A. Type of Shares**

March 28, 2022

Shares Category	Authorized capital (Shares)			Notes
	Issued shares (Note)	Non-issued	Total	
Common shares	66,921,088	53,078,912	120,000,000	TPEX listed

Note: Including Treasury shares 484,000 shares.

##### **B. Issued Shares**

Month/Year	Issued Price (Par Value) (NT\$)	Authorized Capital		Paid-in Capital		Remark		
		Thousand Shares	Amount (NT\$ thousands)	Thousand Shares	Amount (NT\$ thousands)	Sources of Capital	Capital Increased by Assets Other than Cash	Other
1992.06	10	200	2,000	200	2,000	Issuance of Shares	None	
1992.09	10	1,074	10,743	1,074	10,743	New issuance of Shares by cash	None	
1993.12	10	3,000	30,000	3,000	30,000	New issuance of Shares by cash	None	
1996.11	10	4,500	45,000	4,500	45,000	New issuance of Shares by cash	None	
1997.11	10	5,000	50,000	5,000	50,000	New issuance of Shares by cash	None	
1998.12	10	5,576	55,762	5,576	55,762	New issuance of Shares from profit	None	
1999.05	10	7,168	71,687	7,168	71,687	New issuance of Shares by cash	None	
2000.07	10	8,298	82,989	8,298	82,989	New issuance of Shares from profit	None	
2002.10	10	17,298	172,989	17,298	172,989	New issuance of Shares by cash	None	
2004.04	10	19,965	199,656	19,965	199,656	Shares increase from merger	None	
2008.06	10	50,000	500,000	25,300	253,000	New issuance of Shares by cash	None	
2008.08	10	50,000	500,000	27,330	273,305	New issuance of Shares from profit	None	
2009.09	10	50,000	500,000	28,877	288,771	New issuance of Shares from profit	None	
2010.05	10/ 10.16	50,000	500,000	31,546	315,460	New issuance of Shares from profit and employee bonus & Issuance of employee stock option	None	
2011.01	10	50,000	500,000	31,579	315,790	Issuance of employee stock option	None	
2011.05	10/ 17.72	50,000	500,000	32,304	323,040	Issuance of employee stock option	None	
2011.09	10	50,000	500,000	32,354	323,540	Issuance of employee stock option	None	
2011.10	10	50,000	500,000	33,845	338,446	New issuance of Shares from profit and employee bonus	None	
2012.04	10/ 16.9	50,000	500,000	33,890	338,896	Issuance of employee stock option	None	

Month/ Year	Issued Price (Par Value) (NT\$)	Authorized Capital		Paid-in Capital		Remark		
		Thousand Shares	Amount (NT\$ thousands)	Thousand Shares	Amount (NT\$ thousands)	Sources of Capital	Capital Increased by Assets Other than Cash	Other
2012.10	10	50,000	500,000	35,245	352,452	New issuance of Shares from profit	None	
2013.01	10	50,000	500,000	35,345	353,452	Issuance of employee stock option	None	
2013.05	10/ 16.3	50,000	500,000	35,696	356,962	Issuance of employee stock option	None	
2013.10	10	50,000	500,000	37,124	371,240	New issuance of Shares from profit	None	
2014.01	32	50,000	500,000	41,765	417,650	New issuance of Shares by cash	None	
2014.09	10	50,000	500,000	42,600	426,003	New issuance of Shares from profit	None	
2015.09	10	50,000	500,000	43,878	438,783	New issuance of Shares from profit	None	
2018.08	10	50,000	500,000	48,213	482,137	New issuance of Shares from profit	None	
2019.01	46	80,000	800,000	60,213	602,137	New issuance of Shares by cash.	None	
2019.07	10	120,000	1,200,000	60,379	603,797	New issuance of Shares from employee bonus	None	
2019.08	10	120,000	1,200,000	66,401	664,011	New issuance of Shares from profit	None	
2020.06	10	120,000	1,200,000	66,708	667,083	New issuance of Shares from employee bonus	None	
2021.06	10	120,000	1,200,000	66,921	669,211	New issuance of Shares from employee bonus	None	

**C. Information regarding securities to be issued or already issued by shelf registration:**

None.

**4.1.2 Shareholding structure**

March 28, 2022

Category/ Number	Government Institution	Financial Institution	Other Institution	Individual	FINI	Treasury Shares	Total
No. of Shareholders	0	0	206	16,782	53	1	17,042
No. of Shareholding	0	0	19,754,943	39,998,015	6,684,130	484,000	66,921,088
Percentage	0	0	29.52%	59.77%	9.99%	0.72%	100%

#### **4.1.3 The distribution of shareholdings**

March 28, 2022 (Par Value: NT\$10)

Category by shareholdings (shares)	No. of Shareholders	No. of Shares	Percentage
1 ~ 999	10,386	312,483	0.47%
1,000 ~ 5,000	5,532	10,405,228	15.55%
5,001 ~ 10,000	599	4,642,425	6.94%
10,001 ~ 15,000	180	2,310,141	3.45%
15,001 ~ 20,000	75	1,379,745	2.06%
20,001 ~ 30,000	85	2,190,253	3.27%
30,001 ~ 40,000	36	1,257,103	1.88%
40,001 ~ 50,000	30	1,372,957	2.05%
50,001 ~ 100,000	53	3,654,385	5.46%
100,001 ~ 200,000	33	4,831,073	7.22%
200,001 ~ 400,000	18	5,129,799	7.67%
400,001 ~ 600,000	4	1,915,189	2.86%
600,001 ~ 800,000	4	2,785,159	4.16%
800,001 ~ 1,000,000	2	1,751,600	2.62%
1,000,001 and above	5	22,983,548	34.34%
Total	17,042	66,921,088	100.00%

#### **4.1.4 The list of major shareholders**

March 28, 2022

Name	Shares	Number of shares held	Percentage
Wistron Digital Technology Holding Company		15,718,837	23.49%
Ching Hsiao		3,272,280	4.89%
HSBC in custody for Grandeur Peak Emerging Markets Opportunities Fund		1,552,400	2.32%
TS Holdings Inc.		1,262,538	1.89%
Wise Cap Ltd.		1,177,493	1.76%
HSBC in custody for Grandeur Peak International Opportunities Fund		929,000	1.39%
HSBC in custody for Grandeur Peak Global Contrarian Fund		822,600	1.23%
CTBC in custody for Wistron Information Technology & Services Corp.		780,694	1.17%
Simon Lin		770,567	1.15%
Lai, Tsung-Pi		631,945	0.94%

#### **4.1.5 Market price per share, net value, earnings & dividends for most recent two years**

Unit: NT\$

Item		Period	2020	2021	2022(As of March 31)	
		Market Price Per Share		Highest	115.00	116.50
		Lowest	54.90	80.20	83.10	
		Average	88.70	94.20	89.06	
Net Value Per Share		Before Distribution	35.52	37.26	-	
		After Distribution	30.52	(Note)	-	
Earnings Per Share		Weighted Average Share Numbers	60,019,600	65,922,867		
		Earnings Per Share	Current	7.06	6.91	-
			Adjusted	7.06	(Note)	-
Dividend Per Share		Cash Dividend		4.98387241	4.6(Note)	-
		Stock Dividend	Retained Earning	0	0 (Note)	-
			Capital Surplus	0	0	-
		Accumulated unpaid dividends		0	0	-
Return on Investment Analysis		P/E Ratio		12.56	13.63	-
		P/D Ratio		17.80	20.48	-
		Cash Dividend Yield (%)		5.62%	4.88%	-

Note: Distribution of 2021 profits has not been ratified by Shareholders meeting.

#### **4.1.6 Dividend policy and implementation status**

##### **A. Dividend Policy**

If the Company has surplus profit, shall first pay all taxes and dues and cover accumulated losses, and then set aside ten percent of such profits as a legal reserve (not applied if the legal reserve amounts to the paid-in capital). Afterwards, set aside or reverse special reserve in accordance with laws and regulations enacted by authorities. The remaining balance will combine with unappropriated retained earnings at beginning and serve as distributable earnings. No less than 5% of the distributable earnings shall be appropriated as shareholders' dividends and bonuses. Proposal for distribution of earnings shall be proposed by Board of Directors and submit to shareholders meeting for ratification.

In consideration that the development of the Company is in its stable growing phase, the Company adopts residual dividend policy to meet its long-term investment plan for sustainable business and continuous growth. Dividend distributed by cash shall be no less than 10% of the sum of cash dividends and stock dividends.

The Company distributes dividend based on profits at present year, company's business development, and capital plan. The Company has distributed 50% of the distributable earnings to shareholders and will remain consistent dividend policy in the future 3 years. Dividend distributed by cash or stock will depend on the Company's operations at present year.

## B. Proposed Distribution of Dividend

The Board of Directors approved proposal for 2021 profit distribution on March 8, 2022. The proposed profit distribution is subject to ratification of Annual Shareholders Meeting on May 26, 2022, and the Chairman is authorized to carry out the matter regarding the ex-dividend record date.

### Profit Appropriation Statement for 2021

Unit : NT\$

Item	Amount
<b>Net Income After Tax of 2021</b>	<b>455,633,500</b>
Plus (Less):	
Remeasurements of the defined benefit obligation	1,463,000
Legal Reserve	(45,709,650)
Special Reserve	(25,841,109)
<b>Unappropriated retained earnings of 2021</b>	<b>385,545,741</b>
Plus (Less):	
Unappropriated retained earnings in prior years	483,208,729
<b>Retained Earnings Available for Distribution</b>	<b>868,754,470</b>
Distribution Items:	
Cash Dividends to Common Shareholders (Note)	(304,773,405)
<b>Unappropriated retained earnings at the end of the year</b>	<b>563,981,065</b>

Note: 1. Cash dividend: NT\$4.6 per share, and the cash dividend is rounded down to the nearest NT dollars; the amount rounded off will be credited to other income of Wistron ITS.

2. Dividend is calculated by outstanding shares deducting shares not be entitled to exercise the rights of a shareholder in accordance with Company Act.

C. If a material change in dividend policy is expected, provide an explanation: None.

**4.1.7 Effect upon business performance and earnings per share of any stock dividend distribution proposed or adopted at the most recent shareholders meeting:** Not applicable.

## **4.1.8 Compensation to Employees and to Directors**

### **A. In accordance with Article 21 of the “Articles of Incorporation”:**

If the Company has profit (referred to the profit before tax, excluding the employees’ profit sharing bonus and directors’ remuneration) as a result of the yearly accounting closing, the profit shall be distributed in accordance with the following provisions provided. However, the Company’s accumulated losses shall have been covered.



- (1) No less than 10% of the profit from current year as employees' profit sharing bonus. The Company may distribute profit sharing bonus in the form of shares or in cash to employees, including the employees of subsidiaries of the Company meeting certain specific requirements which determined by the Board of Directors.
- (2) No more than 2% of the profit from current year as directors' remuneration in cash.

**B. The basis for estimating the amount of employee and director compensation, for calculating the number of shares to be distributed as employee compensation, and the accounting treatment of the discrepancy, if any, between the actual distributed amount and the estimated figure, for the current period**

The employees' profit sharing bonus and directors' remuneration was expensed based on a certain percentage of profit in accordance with Article of Incorporation, and shares distributed from profit sharing bonus were calculated based on the closing price prior to the date of Board Meeting in which resolved the distribution. If there would be any differences between the estimate and actual distribution amounts, the differences would be treated as changes in accounting estimates and recognized as profit or loss in following year.

**C. The linkage between directors' performance and compensation:**

The Company evaluates compensation to Directors in accordance with the "Payment Principle for Compensation of Directors and Functional Committees". Remuneration paid to the Company's Directors (not including Independent Directors) shall consider participation and contribution to the Company's operation, as well as the overall standards among the industry. The remuneration amount shall be paid based on the Company's operation performance in accordance with the Articles of Incorporation. In addition, base compensation paid to the Independent Directors shall be based on his/her participation in functional Committee in accordance with the payment principle aforementioned, and the compensation will be paid whether the Company has profit or suffered loss. Reasonableness of performance and compensation will be reviewed by Compensation Committee and determined by the Board of Directors' resolution.

**D. Information on approval by the Board of Directors of distribution of compensation:**

- (1) Resolved by the Company's 2nd Compensation Committee Meeting of 2022 and 2nd Board Meeting of 2022, the employees' profit sharing bonus and Directors' remuneration of 2021 distributed in accordance with Articles of Incorporation were as follows:
  - a. The employees' profit sharing bonus was NT\$57,120,000 (distribution rate of 10%), of which NT\$37,120,000 distributed in cash and NT\$20,000,000 distributed by shares. The new shares counted on 4.39% of parent-company net profit of 2021, and will be issued 231,213 shares, which were calculated based on the closing price NT\$86.5 prior to the date of 2nd Board Meeting of 2022. The employees' profit sharing bonus of NT\$76, which is less than one share, shall be distributed in cash.
  - b. The Directors' remuneration was NT\$11,100,000 (distribution rate of 1.94%) distributed in cash.
- (2) There is no discrepancy with expenses recognized in 2021 consolidated financial report.

**E. The profit sharing bonus to employees and remuneration to directors in 2020**

	2020	
	Board Resolution Amount (NT\$)	Actual Distribution Amount (NT\$)
Employees' Profit Sharing Bonus in Cash	36,219,484	36,219,574
Employees' Profit Sharing Bonus by Shares	20,000,000	19,999,910
Directors' Remuneration	11,240,000	11,240,000

There is no discrepancy between actual distribution and accounting recognition.

**4.1.9 Treasury Shares:****A. Repurchases already completed:**

April 30, 2022

Treasury shares batch order	2020-1st
Purpose of the repurchase	To transfer to employees
Period for the repurchase	2020.3.30~2020.5.29
Price range	NT\$45 to NT\$80 per share
Types and number of shares repurchased	Common share, 958,000 shares
Total amount of shares repurchased	NT\$73,499,652
Ratio of the number of shares repurchased to the planned number of shares repurchased	63.9%
Number of shares that have been canceled and transferred	474,000 shares
Cumulative number of its own shares that the Company holds	484,000 shares
Ratio of the cumulative number of its own shares that the Company holds to the total number of the Company's issued shares.	0.72%

**B. Repurchases still in progress:** None.

**4.2 Issuance of Corporate Bonds:** None.

**4.3 Issuance of Preferred Shares:** None.

**4.4 Issuance of Global Depositary Receipts:** None.

**4.5 Employee Stock Options:** None.

**4.6 Restricted Stock Awards to Key Employees:** None.

**4.7 Issuance of New Shares in Connection with Mergers or Acquisitions or with Acquisitions of Shares of Other Companies:** None.

**4.8 Implementation of the Company's Fund Raising and Utilization:** None.

## **5. Operational Highlights**

### **5.1 Business Activities**

#### **5.1.1 Business scope**

##### **A. Main Areas of Business Operations**

- (1) I301010 Software Design Services
- (2) I301030 Digital Information Supply Services
- (3) I301020 Data Processing Services
- (4) E605010 Computing Equipment Installation Construction
- (5) F118010 Wholesale of Computer Software
- (6) F218010 Retail Sale of Computer Software
- (7) I199990 Other Consultancy
- (8) ZZ99999 All business items that are not prohibited or restricted by law, except those that are subject to special approval.

##### **B. Revenue Distribution**

Unit : NT\$ thousands

Major Product	Year	2021		2020	
		Amount	%	Amount	%
IT Services Revenue		6,177,820	100	5,100,895	100
Total		6,177,820	100	5,100,895	100

##### **C. Current Main Products and Services**

###### **(1) Software Development Services**

For more than twenty years, the Company has offered software development services to various clients in different industries. Our insights for the respective industries allowed for comprehensive understanding of IT technology, covering different server types, operation systems, middle-ware, and programming languages. Under a scientific research and development management procedure, we have been able to offer various software development services based on individual client needs. This includes the full process service of product research, development by demand, design, development, testing and delivery, deployment of software, and repeated computation of products. Industries we serve include banking, insurance, stock trading, telecommunications, manufacturing, healthcare, IT technology, and Internet related industries

###### **(2) Software Testing Services**

During the process of offering professional development services to our clients in various industries, we have developed a specialized software testing service to suit our clients' demand for enhanced product quality. This allows us to offer a one-stop-shop testing service solution to our clients that includes testing consultation, testing SOP setup, testing equipment and training, outsource testing projects, performance testing, automation testing, and knowledge base setup, to name a few.

### (3) System Operation & Maintenance Services

The Company assists clients of various industries in dealing with the ever complicating IT infrastructure challenges, as well as those of operating and maintaining of application systems. We utilize the latest technologies, such as artificial intelligence, big data, cloud computing, IoT, and 5G, combined with our industry experience, to set up standardized system operation and maintenance platforms for our clients. At the same time, we offer professional operation/maintenance services, which include infrastructure (servers, storage, Internet facilities, and server room equipment), operation systems and middle-wares (webservers, databases, etc.), and application systems. This significantly eliminates the challenges of operating and maintaining the clients' systems, thus effectively improves the usability and security of the same.

### (4) Business Procedure Outsourcing Services

We offer multilingual localization and varied business procedure outsourcing services to the Japanese, European, American, and Greater China markets. Industries we serve include IT, Internet, finance, telecommunications, and manufacturing. Through automation technology, optimized procedure, smart tools, and in-depth understanding of the industries provided by our professional staff, the Company has been able to speed up the delivery schedule; and, using standardized project management procedure, methodological tools, structures and indicators, and verified industrial standards, we are able to position the work to the most cost-efficient delivery centers with the best capabilities. This guarantees the delivered quality, and allows us to assist clients in improving operational performance as well as core competitive strength.

### (5) Product Globalization Service

The Company has been in the product globalization field for more than 20 years. Our clients include some of the top 500 international companies, and we offer services of the major languages in Asia, Europe, and America. We offer globalization in various industries including IT, automation, marketing, healthcare, entertainment, and Internet, to name a few. Our services include engineering, localization, DTP, TVT/FVT, and multi-media content, and we are ranked within the top 30 for localization services in Asia.

## **D. New products**

Aside from traditional mainstream technology demands from our clients, currently we are also involved in innovative technologies such as AI, big data, fintech, IoT, and 5G applications.

Following through the big data strategy, Wistron ITS continues to work in the field of big data storage, assisting our clients in digital behavioral analysis, optimizing digital procedures, developing digital channels, and offering personalized finance services, thus realizing the idea where data drives the decision. With fintech becoming the latest trend, Wistron ITS assists clients in developing systems that focus on the use of big data, Open API, as well as corporate middle-platform setup. The Company seeks to break through current mindset, and thinks outside the current structure of finance institutions. This allows us to rapidly conduct innovative application development, and adjust in accordance to data received through market feedback; this ensures that the offerings, including the functions and services, fully satisfies the clients' needs, thus enhancing their power of digital services.

In the field of AI technology, Wistron ITS has been in the field of smart healthcare for many years. We have practical applications of AI medical imaging, where we assist clients in setting up deep-learning models and algorithms to detect and dissect organ images, vastly improving the positive reading rate of liver diseases. Aside from algorithm learning and AI software application development, Wistron ITS has also started to apply AI in researches such as smart tagging, segregated algorithms, as well as detection of lesions, specifically for the field of medical imaging data screening and tagging that currently requires high manpower efforts. This allows us to lead the clients towards the new era of technology-assisted healthcare.

Information technology and services are the heart of Wistron ITS' competitiveness. In the past two years, Wistron ITS has begun to engage in digital innovation, establishing operational support and digital systems that are capable of supporting 20 thousand employees, with the aim of enabling and sustaining renewed business growth. We have already seen preliminary results from these systems, which allow us to more efficiently offer one-stop services for our clients, as well as ensure quality of service. Meanwhile, through our digital employee service platform, we have been able to provide a friendlier work environment and smoother work processes, allowing employees to focus on producing results, as well as reducing their burdens of administration-related tasks. This year, Wistron ITS will enter our second phase of digital innovation by further optimizing and developing our systems to increase the efficiency of our operations.

## **5.1.2 Industry overview**

### **A. Progress and Development of the Industry**

#### **(1) Current Status:**

The trend of digital transformation in recent years has promoted IT infrastructure and information service requirements. Through various innovative digital technologies, combined with comprehensive cross-field platforms and innovative service models, digital economy redefines consumer behavior and business models. This includes innovative digital technologies such as AI, big data, fintech, IoT, 5G, and other key elements in digital transformation.

In regards to the global information service market, despite all the turmoil in global politics and economy, governments and enterprises in the major markets still require continuous business development. This, coupled with the trend of digital transformation in recent years, has increased demand for IT infrastructure and information services, which in turn will maintain the stable growth of the global information service market.

The application development of new information communication technologies is beneficial for the continuous growth of the global information service market, of which cloud computing and big data will still be playing a key role. IoT applications will become the next growth spur in the information service market. As 5G infrastructure becomes more and more common, 5G applications are predicted to be another powerful driver of growth in the information service market.

According to studies, the ITIS Team of the Institute for Information Industry, MIC, Ministry of Economy predicts that the global information service market will grow from 996.3 billion US dollars of 2020 to 1,286.6 billion US dollars in 2024, showing a compound year-on-year growth rate of 6.6%.

(in US\$ 100 millions)

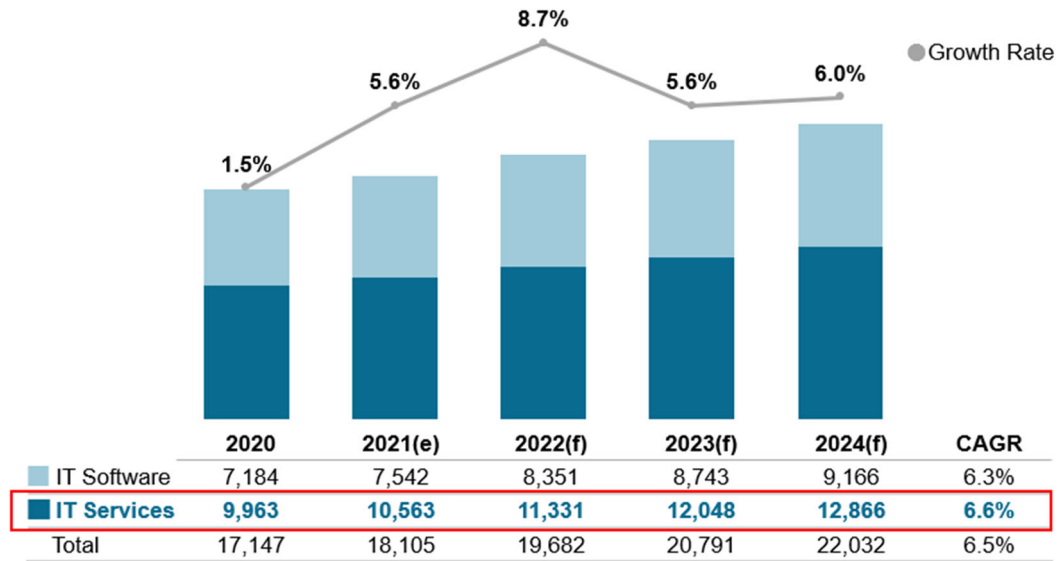


Image1 Global Information Service & Software Market

Source: Consolidated by the IT/IS Research Team of the III MIC, Ministry of Economy, September 2021.  
(Graph made by Wistron ITS)

Taiwan's information service market is estimated to grow from 229.1 billion NT dollars in 2020 to 416.9 billion NT dollars in 2024, with a growth rate of 16.1%. The main growth came from cloud, IoT, FinTech, and other applications, which increased demand for business IT development, driving growth in private business opportunities and industry-specific applications. In addition, many enterprises changed their operation models in response to the pandemic, which also helped increase the demand for commercial products in the information service sector.

(in NT\$ 100 millions)

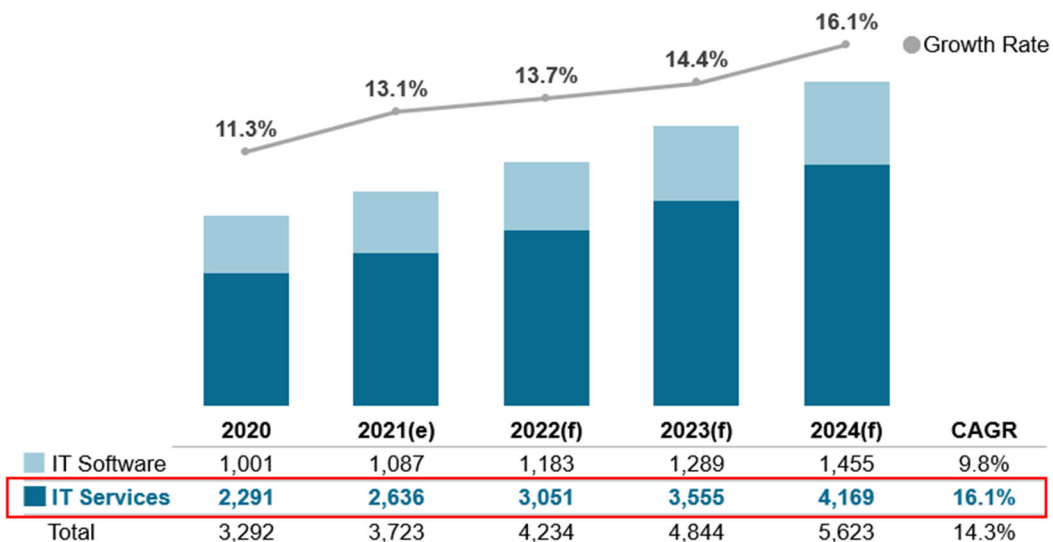


Image2 Taiwan's Information Service & Software Market

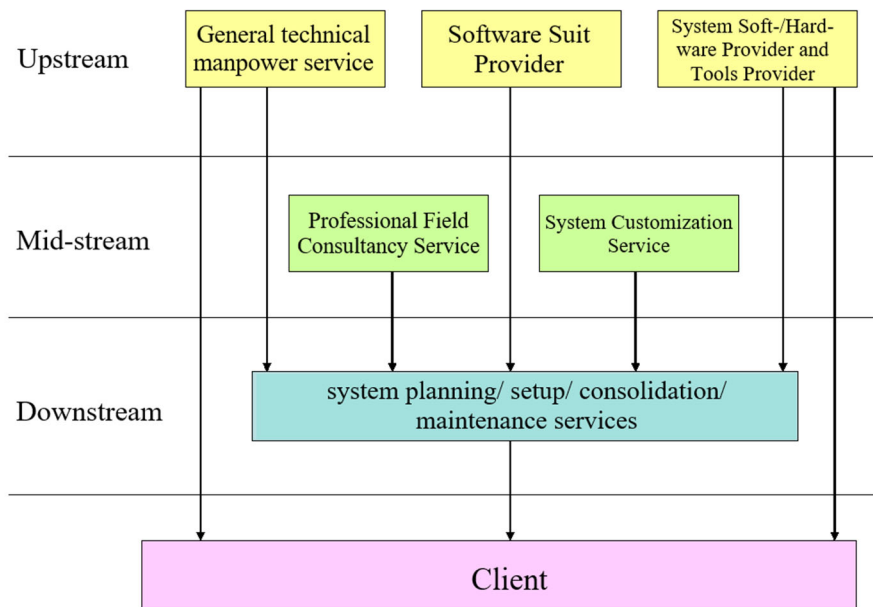
Source: Consolidated by the IT/IS Research Team of the III MIC, Ministry of Economy, September 2021.  
(Graph made by Wistron ITS)

(2) Future Development:

Looking to the future, as the pandemic continues to have long-term impact across the globe, “living with COVID” is likely to become the shared attitude among different enterprises. Business decision makers are gradually becoming aware that the pandemic is the new normal and may often interfere with business operations. They will increase investments in business software and cloud services, which will become the main driving forces behind business digital transformations.

Driven by digital technology, the industrial paradigm is transitioning, and with it, a transformation of business model is emerging. Software is the core of these new technologies. It is predicted that the digital economy will use innovative digital technology, combined with comprehensive cross-field platforms and innovative service models, to redefine consumer behavior and business models. Cloud services, big data, AI, virtual/augmented reality, API economy, and information safety are all key factors in the next wave of digital transformation. Technical talent in the new fields of technology are difficult to come by for companies. New services and applications may be unfamiliar for the businesses, but Wistron ITS excels in these fields. Our information outsourcing service offers businesses a variety of IT professional talent that are suitable for the new applications and services. This allows enterprises to focus on their core businesses. In the foreseeable future, we believe that the information outsourcing demand will continue to grow along with these new fields, new applications, and new services, which is exactly where business opportunities lie for Wistron ITS.

**B. Correlation of the Industry Supply Chain**



Source: Wistron ITS consolidating current industry conditions.



For the Information Service Industry,

(1) Upstream services in the industry include:

a. General technical manpower service

General technical manpower outsourcing service is offered to satisfy short-term development demand, such as programming or testing projects. This service is offered to mid-stream system setup or consolidating suppliers, or even to direct clients. Suppliers of this kind of service do not provide manpower management or project progress management services.

b. Software Suit Provider

Software suit providers focus on specific fields and application demands. The software suit developed can be customized by the original supplier or other suppliers, and deployed at the clients' site, fulfilling the clients' ultimate demand.

c. System Soft-/Hard-ware Provider and Tools Provider

This type of providers offers relevant soft- and hard-ware basic products or tools that form the basic environment of a software suit system.

(2) Mid-stream services in the industry include:

a. Professional Field Consultancy Service

This type of providers offers system setup planning or business development consultancy services, and is usually not involved in the development of the actual system.

b. System Customization Service

This type of providers will lock in on specific software suits, or the distributor or collaborating partner of said software suit, and will be in charge of the customization of the software suit when introducing the suit to the client.

(3) Downstream services in the industry include:

Providers of system planning, setup, consolidation and maintenance services combine the product or service of the upstream and mid-stream providers, and offer clients a systematic consolidated service, which includes the follow-up system maintenance service. This allows clients to avoid dealing with various suppliers, as well as having to worry about interfacing different systems.

## **C. Product Trends and Competition**

(1) Various Developing Trends of Products

Developing trends of software R&D service in information service: With the constant evolution and innovation of IT technologies and applications, as well as the lack of senior technical resources and the internationalization of the business, software development had to adjust along as well. Therefore, how to effectively divide and manage the work, utilize the workforce from different regions, and increase the efficiency of software research and development; how to develop and train technical special talent, enhance the depth of the technical team; how to take the order in one place but deliver globally; are all future developing trends of software R&D service.

Developing trends of business procedure outsourcing service in information service: When providing clients with this type of service, the provider will adjust the operating procedure system according to clients' projects, or implement automated tools for each stage of work to transition more efficiently to the next. The provider is also responsible for designing a confirmation mechanism to ensure data accuracy. All of the above are necessary measures and efforts that are required to reduce costs and improve efficiency and quality. In addition, in the execution of business procedure outsourcing service, how to expand the service to include software R&D, thus offering clients a one-stop-shop service, is another developing trend that is forming.

## (2) Current Competition

Currently, countries that offer off-shore information outsourcing services in the world include India, Ireland, Vietnam, Russia, Israel, China, and the Philippines. In Europe, most of the outsourcing is borne by Ireland; in recent years, the development of information service industries in Ukraine, Poland, Romania, and Belarus has allowed middle and eastern European vendors to join the business of information outsourcing services. In the overall market of information outsourcing, India and China are the two biggest players. The main target market of India is that of the USA and some European countries. In the global IT outsourcing market, India obtained close to 44% of the global business; whereas China, due to the large domestic demand, as well as the encouragement of the government, the market size of software and information technology services industry grew rapidly, and the information technology services accounted for a large proportion in the overall industry, which was 63.5%. Over 60% of the Company's total revenue comes from the China market, and the China information outsourcing service providers are without a doubt our main competitors. Further break down of competition on India and China:

### a. China

The government of China has listed software and information technology services industry as a national strategic industry, and encouraged its rapid growth in the recent years. According to the "Statistical Communique of Software and information technology services industry in 2021" issued by the Ministry of Industry and Information Technology (MIIT) in China, software and information technology services enterprises above designated size (revenue from main business over 5 million RMB) were more than 40 thousand, with total revenue more than 9,000 billion RMB, YoY 17.7%. Among the industry, revenue from information technology services grew faster, which reached 6,000 billion RMB, YoY 20.0%, 2.3 ppt higher than total industry. Meanwhile average number of people employed in the software and information technology services industry was 8.09 million people in 2021, YoY 7.4%.

China Information Technology Industry Federation (CITIF) used factors of scale, efficiency, quality, technology, R&D, and social responsibility to rank competitiveness of the software and information technology services enterprises based on statistics of industries and business information. According to the information, total revenue of Top 100 software and information technology services enterprises was more than 1,800 billion RMB, investment in R&D was closed to 400 billion RMB. Enterprises invested more in R&D and focused on emerging technologies, dedicating to enhance company's competitiveness.

In 2020, the Company was crowned one of the Top 10 Leading Digital Service Providers in China by the International Data Corporation (IDC), making us a top 10 information service business in China. In the future, we will continue to adopt a client-

oriented strategy, strive to become clients' top 3 IT service provider, and support our clients in expanding, deepening, and strengthening their business. Meanwhile, through joint efforts from our Taiwan- and Japan-based business units, we also aim to gain a cross-regional competitive edge in operations.

b. India

India is the heart of global off-shore information outsourcing. In India, the information development industry is focused on developing information software. In the global outsourcing market, India can be said to hold a critical leading position. In addition, India is an English-speaking country, which allows India's software service products to be widely accepted globally. The high quality and low cost of the service also offers further advantages for India's software industry competitiveness. Unlike Taiwan or South Korea, where the high-tech industry service is limited to big, international technology companies, India's growing software industry service is extended to other industries. In recent years, with the increasing competition in traditional industries, there has been more demand in not just computer hardware, but also software services.

In recent years, aside from software development services and business procedure outsourcing services, India has also started to take on fiscal report analysis, client management, and other business management procedures for global businesses. In addition, with the need to increase operational efficiency and cost-down, Knowledge Procedure Outsourcing (KPO) is a new trend, and worthy of further exploring.

### **5.1.3 Research and Development**

#### **A. Technical Level of Current Business and R&D**

Wistron ITS has three major R&D centers located in Taipei, Wuhan, and Dalian respectively. Our teams have considerable expertise in the field of innovative development, and are responsible for some large-scale clients ranked in the global top 500 companies. By combining our expertise with the work experience we gain through cooperating with clients, we are able to collect and organize various ideas, research technology trends, and launch incentive plans to encourage project teams to put forward innovative proposals and explore different possibilities.

Wistron ITS implements innovation with different strategies according to the aspects listed as follows:

(1) R&D Innovation at the Project Team Level

Project teams work with clients every day. Through constant interaction with clients, project teams usually learn a great deal about clients and thus understand their industries and demand quite well. Wistron ITS encourages project teams to propose innovative R&D proposals according to each client's demand/pain point. We build advantage for our clients, establish strategic value, and through this we improve our own IT service capabilities and keep our competitive edge. It is by going through this process and practicing this business culture that we are able to create value in innovation and contribute to our clients by providing them with the service and projects they need. Not only does this client-oriented innovation approach increase Wistron ITS' competitive edge, but it also helps our clients create value in their target markets. For example, we have already successfully applied this approach to areas such as visualization, cloud migration, and industrial automation.

## (2) R&D Innovation at the Innovation Center Level

The areas where Wistron ITS implements R&D innovation include AI, big data, cloud, fintech, IoT, 5G applications, augmented reality/virtual reality (AR/VR), and more. We research the field of innovation mainly from the perspective of businesses (our clients) and with a wider vision. For example, as today's industry trends are 3D AR/VR, IoT, cloud computing, and AI/ML, we set goals for various aspects according to these trends, and determine our corresponding roles as well as the value and services we can provide in these situations. Then we set up small teams to conduct a Proof of Concept (PoC). In terms of long-term collaboration, we take our clients' projects and demand into account, and combine them with current trends to produce specific results that are suitable for presentation to clients. Through this process, we are able to create more opportunities for business cooperation. In addition, we also discuss the possibility of integrating the innovative results from the innovation center into our clients' ecosystem. By doing this, we will be able to truly adjust and perfect the PoC and the basic implementation plan, eventually integrating them into the clients' business ecosystem. We have already successfully applied this approach to areas such as IoT, 3D visualization, and hybrid multi cloud.

### B. Annual R&D investment in recent years:

Unit : NT\$ thousands

Item \ Year	2021	2020
R&D Expenses	19,731	9,784

### C. Successfully developed technology/product and capabilities assessment in recent years:

Year	Technology/Product
2019	1. Operation Management System Solutions. 2. Recruitment of System Solutions.
2020	1. Beijing subsidiary was re-accredited with CMMI - Level 3 on software capabilities. 2. Wuhan subsidiary was accredited with CMMI Level 5 on software capabilities.
2021	1. Employee Service System 2. Knowledge Management System 3. Business Middle Platform 4. Operation Service System 2.0

## **5.1.4 Long-term and short-term business development plans**

### A. Short-Term Development Plan

#### (1) Work with Existing Clients to Expand Collaboration

The majority of clients for the Company and its subsidiaries are from the fields of IT high-tech, finance, telecommunications, and manufacturing. The Company has entered the advanced technology application fields of AI, big data, cloud computing, fintech, IoT, and 5G. We hope to offer our clients even better service and continue our partnership,

where the majority of the resources will be utilized to work with existing clients, and continue to expand the fields of collaboration.

(2) Improve Current Manpower to Support Rapid Growth of Business

Outstanding talent is the main assets of information technology businesses. With the rapid growth of our business, we will need to plan to recruit sufficient high-quality talent. They will be supported with e-learning and our knowledge database, which will allow them to rapidly enhance their professional capabilities. Through a systematic platform, we will also standardize our procedure to ensure the quality of our services.

(3) Maintain Steady Growth in the Top 4 Markets

The top 4 markets of Wistron ITS are Taiwan, China, Japan, and the USA. The following are the development strategies we adopt for each market:

a. Taiwan

We will continue to maintain our leading position in the information outsourcing services sector in Taiwan, and push ourselves to strive for excellence and achieve what our competitors could not. We will strengthen partnerships with our clients in the four major industries of IT high-tech, finance, telecommunications, and manufacturing, while evaluating the feasibility of entering the Southeastern Asia market with our clients.

b. China

In the Chinese market, we will continue to work with large-scale clients specifically in the IT & high-tech, finance, telecommunications, and manufacturing sectors. We aim to establish partnerships with clients that have a large demand of information outsourcing services, where we assist our clients in strategy planning and grow together as a team.

c. Japan

Apart from our Japanese team, we will also build an Asia-Pacific talent supply chain based on our Taiwanese and Chinese talent to work with our Japanese clients and develop partnerships with multinational companies in the Japanese market.

d. America

Aside from developing and maintaining relationships with our clients in the USA, we also plan to use our advantage of being located in the Asia-Pacific region to work with US clients who want to expand their business into Asia. By branding ourselves as the Gateway to Asia, we will provide our clients with the information services they need for cross-regional operations.

## **B. Long-Term Development Plan**

The Company's long-term goal is to become a strong player in all four markets of Taiwan, China, Japan, and the USA, and transform into a leading global IT service provider. We do not pursue only the growth of revenue, but also that of the added value of our services, which is an important approach we adopt to ensure our profit margin. Wistron ITS will strive to improve the added value of our services through three aspects. First, we will reserve and train an outstanding talent pool with expertise in international mainstream products and technologies, through which we increase our service value and operating profit. Secondly, we will develop further business relationships with our partners, assist our clients in strategy planning, and operate in new markets through joint efforts, driving growth together as a team. Thirdly, we will develop and expand new business service models, improve our service

quality and revenue, and create a greater growth momentum.

To develop and provide leading innovative technologies, the Company will make its innovation center the base for its innovation work in the field of new high-tech technologies. By doing this, we hope to attract outstanding talent, drive growth through joint efforts, and unleash the power of technological innovations.

## **5.2 Market, Production and Sales**

### **5.2.1 Market analysis**

#### **A. Sales (Service) Region**

Unit : NT\$ thousands

Regions	Year	2021		2020	
		Amount	%	Amount	%
China		3,869,916	62.64%	2,769,144	54.29%
Taiwan		1,015,575	16.44%	809,563	15.87%
Japan		710,446	11.50%	853,272	16.73%
US & Others		581,883	9.42%	668,916	13.11%
Total		6,177,820	100.00%	5,100,895	100.00%

#### **B. Market Share**

In terms of information service industry, currently in Taiwan there is no single provider with a large market share. The Company has a lot of room to grow in the information technology services industry.

#### **C. Projected Supply & Demand of the Market and Potential Growth**

New technologies are driving the industry's demand for IT services, and businesses have come to regard IT as a key capability. As more and more competition enters the market along with globalism, more and more businesses will invest in information systems. This is verified by various market survey reports. In addition, the changes in cost management, the supply of professional talent, as well as the evolution of service models will also impact the way businesses offer information system setup and maintenance services. Generally speaking, we are optimistic toward the future of the information service market.

The main markets of Wistron ITS are Taiwan, China, Japan, and the USA, with the sectors of IT high-tech, Internet, finance, telecommunications, and manufacturing making up the majority of its clientele. The projected demand and potential growth of the market in the future will be largely driven by fintech, 5G upgrade application, and smart manufacturing. More details on these industries are listed as follows:

##### **(1) Fintech**

Financial institutions have transformed from the traditional brick-and-mortar offices and over-the-counter services into remote and real-time transaction mode. Thanks to the Internet, cloud computing, and smart mobile devices, users are able to enjoy the convenience of instant financial services. This greatly improves transaction efficiency and simultaneously reduces operation costs. As the development of fintech applications

rapidly progresses, the quote “banking is necessary; banks are not” has become a reality. Boasting rich experience in the development of financial information systems, Wistron ITS works with clients as their IT outsourcing strategic partner, and creates win-win solutions by keeping up with the ever-changing fintech service industry. Our recent work of fintech applications in collaboration with clients from the financial industry are listed as follows:

a. The Insurance Sector

We assist our clients in transferring insurance core systems in response to the procedure optimization of underwriting and claims and other businesses. We also invest in professional consulting and technical structure for project developers’ update system. By doing this, we are able to equip new systems with flexible scalability and open interface. In our cooperation with insurance brokers and agents, we offer long-term maintenance and operations services for telemarketing, insurance proposal, and other core systems. We also work with administrations to comply with IFRS 17 and carry out core system data preparation in advance.

b. The Banking Sector

In a sector with an environment of low net spread and fierce competition, it is of paramount importance to improve consumer experience in order to deliver successful services. Wistron ITS helps multiple banks with developing, maintaining, and operating mobile online banking systems, including customer profile analysis, risk modeling, data exchange interface for cross-industry alliance, and other application development. Our outsourcing teams employ the Agile development model to help clients construct cloud container, open API, open source beta testing, and other technical structure.

(2) Smart manufacturing

Through the use of technology, smart manufacturing factories can fully monitor the production and marketing process, increase control of the production process, reduce human intervention in the production line, instantly collect the manufacturing and production data, and arrange reasonable production plan and schedule accordingly. Wistron ITS has worked with clients in the manufacturing industry and helped them with the process reengineering of Industry 4.0. By integrating the new information technologies with IoT, big data, cloud computing, and artificial intelligence, we help our clients improve productivity, reduce equipment failure rate, and minimize human error, allowing our clients to enter the market with their products and services faster and more accurately. Wistron ITS has broad experience working with the manufacturing industry, and has helped clients informatize their production line over the years. Today, in response to the major trend of the ever-changing market and customized production, Wistron ITS helps its clients in the manufacturing industry undergo proactive transformation, utilizing information technologies to increase production efficiency, reduce product production cycle, and quickly adapt to market changes.

(3) 5G technology and its applications

The dawn of the 5G era has brought drastic changes upon many industries. Its high speed, large capacity, low latency, and multi-connectivity are all advantages that create a massive space for imagination in terms of technology applications. Wistron ITS not only takes part in the 5G infrastructure construction in Taiwan, China, and Japan, but also in the development of application systems for clients in the telecommunications, manufacturing, and other industries. We strive to cultivate a new generation of talent with an expertise in communications and integrate software service talent to provide our

clients of multiple industries with more refreshing user experience, and embrace a modernized society of 5G technology.

#### **D. Competitive Advantages**

(1) Global Delivery Model:

Wistron ITS is a leading company in offering information service globally, one of the few that started early in setting up overseas subsidiaries for the international market in Taiwan. Our global delivery capability is mature with practical cases. Clients can communicate with us remotely on the Internet, and still receive real-time update of their projects. For example, a project in Japan will be delivered in Taiwan and China. A project in the US can be delivered in the US, Taiwan and China simultaneously.

(2) Product Globalization Experience:

Wistron ITS's globalization service is very comprehensive, and includes software design, development, translation, as well as testing and layout. We have long-term collaboration with many international businesses, who view the Company not just as a strategic partner, but also accepts our input in setting professional lingo in the new industries and high-tech fields.

(3) Experience with Major Global Companies and Solid Foundation with Clients:

With clients such as Fortune 500 and clients with good track records, domestic and international, Wistron ITS possesses abundant practical experience. To comply with the high standard requirements from those top-tier global companies, we continue to improve ourselves by optimizing software development and project procedures, and continue to provide our clients with excellent support.

(4) Extensive Industry Knowledge:

The Company has been established for nearly 30 years. Over the years, we have served a variety of industries, including IT high-tech, finance, telecommunications, manufacturing, healthcare, and distribution. As such, we have accumulated extensive industry background knowledge, which will help us provide our clients with more suitable services and create greater value of service for our clients.

(5) Established Offices in the Asia-Pacific Region:

The fact that Wistron ITS has offices in Japan and China is another advantage in our collaboration with our clients. In particular, if our clients wish to expand to these markets, Wistron ITS can offer not only the required information outsourcing services, but also offer more comprehensive local assistance and services.

(6) Tolerant Culture:

We facilitate comprehensive communication with our clients to establish basis of collaboration. Wistron ITS's experienced project and sales team, along with our Taiwan team's spoken communication skills in both English and Japanese, developed over the years, allow us a better competitive advantage than our Chinese competitors.

(7) Brand Image & Reputation

In 2021, Wistron ITS was awarded the 6th Taiwan Mittlestand Award again, our outstanding IT service and global software delivery capabilities earned recognition, standing out from hundreds of candidates.

In 2020, the Company was selected by the Common Wealth Magazine as the 16th



fastest growing TOP 100 companies in Taiwan, and was crowned one of the Top 10 Leading Digital Service Providers in China by the International Data Corporation (IDC), making us a top 10 information service business in China.

Wistron ITS was accredited with TIPS (Taiwan Intellectual Property Standard) in 2016, and has since introduced the TIPS systematized management system for the Company's IP assets. This allowed to optimize the application of IP and revitalize the current IP, which help with increasing our competitiveness. Receiving national accreditation also gives clients more reason to trust the Company even more.

## **E. Advantages & Disadvantages for Long-Term Development, and Corresponding Solutions:**

### **(1) Advantages:**

#### **a. Information Technology Market Continues to Grow**

According to statistics by research institutes, the information technology service industry will continue to grow in the foreseeable future. As the largest information technology service company in Taiwan and a top 10 leading digital service provider in China, Wistron ITS has the professionalism and competitiveness of an international standing.

#### **b. Finesse in Customized Services**

Software project management, solution consolidation and off-shore development capabilities are internalized as a core advantage in business competitiveness; therefore we are able to offer real-time, fine-tuned customization services.

#### **c. Comprehensive Business Network in the Asia-Pacific**

With many offices around the Asia-Pacific region, Wistron ITS can easily fulfill operational demand of businesses in the region. We are able to offer multi-point services to our clients, thus reduce the clients' costs in communication and management. In addition, the frequency of interaction between the businesses in China and Japan and those of the Taiwan market has increased vastly in recent years, and a number of Taiwanese businesses have started to expand to China or Japan. Wistron ITS can utilize its current operation network in the Asia-Pacific region to offer these trans-regional clients various information services on-location.

#### **d. US Office Close to Clients**

Wistron ITS established an US subsidiary in 2014. This allows us to service our international clients as well as continue to expand our business.

### **(2) Disadvantages:**

#### **a. Not as Well-known as International Name Brand Companies**

Even though Wistron ITS has many clients that are internationally renowned companies, Wistron ITS's brand awareness in the Japan and US market is still relatively low. We will continue to work in the Japan and US market, utilizing our advantage in the Asia-Pacific region to offer our clients information services for cross-regional operations.

b. Talent shortage in the IT sector

Talent shortage in the IT sector has concerned the businesses all over the globe. Wistron ITS is no exception. With information services at the core of our operations, our challenge is that in order to provide our clients with the services they need, we need to provide a large amount of suitable professional technical talent in a speedy, timely manner. Therefore, how to quickly sort through and identify the suitable technical talent and build up a service team to meet our clients' needs has always been a major aspect that we constantly work on for outstanding outcome.

Given our diverse recruitment channels, strengthening professional recruitment teams, and optimizing our built-in recruitment platform, we are able to integrate and digitize the recruitment process and improve recruitment efficiency. In addition to our recruitment strategies, we also implement supplementary measures for cultivating and retaining talent. Our aim is to attract and retain the most suitable talent for Wistron ITS.

Wistron ITS will make use of the global delivery model, and utilize our talent and resources spread across different locations all over the world. We will also stay at the cutting edge of market trends and be flexible of technological capabilities of our internal staff to improve our added-value of services. For basic technical manpower, we will expand recruitment and training, and through academia and industry collaboration to fulfill the increasing demand in the market. For mid-level technical manpower, we will seek to expand their industry knowledge in order to create added-value to our services. In alignment the business blueprint of Wistron ITS, we are developing more talents for all management levels.

**5.2.2 Core applications of major products and manufacturing processes**

**A. Important Purpose of Main Product:**

The main product and services of the Company include software development service, system operation and maintenance service, business procedure outsourcing service and product globalization service. Their respective purpose is listed as follows:

PRODUCT	PURPOSE
Software R&D Service	Under a scientific research and development management procedure, we offer various software development services based on individual client needs. This includes the full process service of product research, development by demand, design, development, testing, delivery and deployment of software, and repeated computation of products.
Software Testing Service	We offer a one-stop-shop testing service solution to customers that includes testing consultation, testing SOP setup, testing equipment procurement and training, outsource testing projects, performance testing, automation testing, and knowledge base setup, to name a few.
System Operation and Maintenance Service	We set up standardized system operation and maintenance platforms, as well as offer professional operation/maintenance services, which include infrastructure (servers, storage, Internet facilities, and server room equipment), operation systems and middle-wares (webservers, databases, etc.), and application systems.
Business Procedure Outsourcing Services	Through automated technology, optimized procedure, smart tools, and in-depth understanding of the industries provided by our professional staff, the Company offers various business procedure outsourcing services.
Product Globalization Service	We offer clients various services on engineering, translation, layout, testing, and multimedia in major languages in Asia, Europe, and the Americas.

**B. Production Process of Product:**

The Company provides IT services, and has no product produced, therefore this category is not applicable.

**5.2.3 Future market supply and demand and future growth**

The Company is in the IT service industry, and has no physical product to trade, therefore this category is not applicable.

## 5.2.4 Major suppliers and clients list

### A. List of suppliers accounting for 10% or more of the Company's total procurement amount in either of the most recent two years:

Unit : NT\$ thousands; %

Item	2020				2021				As of Mar. 31, 2022 (Note)			
	Company Name	Amount	Percent	Relation with Issuer	Company Name	Amount	Percent	Relation with Issuer	Company Name	Amount	Percent	Relation with Issuer
1	Company A	84,477	13.95	-	Company A	46,415	9.42	-	-	-	-	-
	Others	520,931	86.05	-	Others	446,336	90.58	-	-	-	-	-
	Total	605,408	100.00	-	Total	492,751	100.00	-	-	-	-	-

Note: As of the publication date of the annual report, the financial information as of March 31, 2022 has not yet reviewed by independent auditors.

### B. List of clients accounting for 10% or more of the Company's total sales amount in either of the most recent two years: There is no client accounting for 10% or more of the Company's total sales amount in the most recent two years.

### C. Production volume of the most recent two years: The Company in the IT service industry, and is not involved in actual production, therefore this category is not applicable.

### D. Sales amount of the most recent two years:

Unit : NT\$ thousands

Major Product	Year	2020				2021			
		Domestic		Export		Domestic		Export	
		Quantity	Amount	Quantity	Amount	Quantity	Amount	Quantity	Amount
IT Services Revenue			809,563		4,291,332		1,015,575		5,162,245
Total	(Note)		809,563	(Note)	4,291,332	(Note)	1,015,575	(Note)	5,162,245

Note: The Company is in the IT service industry, and has no physical sales quantity.

### **5.3 Employee Data during the Most Recent Two Years**

Unit: Head

Year		2020	2021	As of Mar. 31, 2022
Employee Number	Sales	21	17	17
	Technical Staff	755	886	916
	Administration	93	102	115
	Total	869	1,005	1,048
Average Age		36.4	36.1	36.0
Average Seniority		2.82	2.9	2.8
Distribution of Education	Master / Doctor	25.31%	23.58%	23.28%
	Bachelor / Diploma	72.50%	73.83%	74.05%
	Bachelor Noncompletion/ High School and Below	2.19%	2.59%	2.67%
	Total	100%	100%	100%

### **5.4 Environmental Protection Expenditure**

**Any losses suffered by the Company in the most recent year and up to the publication date of this annual report due to environmental pollution incidents (including any compensation paid), and disclosing an estimate of possible expenses that could be incurred currently and in the future and measures being or to be taken:**

The Company mainly offers IT software development, testing, and system maintenance and operation services. As we are not a manufacturing business, our business model does not generate pollutants and causes no damage to the environment and the ecosystem. Although we belong to an industry with low greenhouse gas emissions and low energy intensity, the Company is still dedicated to reducing emissions as well as energy usage. In practice, this means focusing more on procuring certified green products, as well as promoting energy saving measures and reducing our footprint.

## **5.5 Labor Relations**

### **5.5.1 List any employee benefit plans, continuing education, training, retirement systems, and the status of their implementation, and the status of labor-management agreements and measures for preserving employees' rights and interests.**

#### **A. Employee Benefits and Implementation**

- (1) Annual leave days in accordance to laws and regulations, pension fund in accordance with labor rights.
- (2) Paid leaves (personal leaves) that exceeds the basic labor law requirements, and flexible work hours.
- (3) In response to the COVID-19 pandemic, when employees are required to go on business trips, the Company will cover all expenses related to quarantine accommodation and COVID-19 testing, as well as provide increased per diem allowances.
- (4) Offers labor insurance, national health insurance coverages, as well as group insurance for the employee and their immediate family members. In the case of a business trip, travel insurance is also provided.
- (5) A welfare committee that regularly plans various events, such as festival parties, afternoon teas, day-trips, employee meal gathers, as well as yearend parties.
- (6) Regular employee health checks as well as discounted health checks for immediate family members of employees.
- (7) The company nurse provides bi-weekly health consultation services for our employees and also offers health lectures and activities to help improve our colleagues' work-life balance.
- (8) Employee club support.
- (9) Bonuses and/or gifts for major holidays
- (10) Well-wishing money for weddings, funerals, festivities, emergencies, and hospitalization.
- (11) Facilities such as employee break room, nursing room, massage chair area, and legal consultation room.
- (12) Mobile phone bill subsidies.
- (13) Comprehensive employee break room provides sports and recreational facilities to make our staff relax in spare time, and the more friendly working space could improve higher productivity.

#### **B. Workplace Diversity and Equality**

We adopt a remuneration policy of equal pay for equal work and provide fair appointment and promotion opportunities to enhance inclusivity and sustainable growth. In 2021, females accounted for 31% of employees and 46% of supervisors.

### **C. Continuing Education and Training:**

To enhance professional technological capabilities of our staff, and improve performance as well as the value on product quality, we hold educational trainings in accordance with the yearly education and training schedule. This includes both internal and external trainings, in order to enhance professional skills of different staff members. In addition, the Company, acknowledging the need of increasing talent demand, started to introduce the TTQS training quality management system in 2013, which was assessed and approved by the Ministry of Labor (formerly Committee of Labor, Executive Yuan). Through TTQS, the Company's training offerings will suit our operational needs even better, and will combine the training and cultivation of talent with our business development, creating a win-win situation. Examples of the Company's Trainings:

(1) New Employee Orientation:

Offers content on fields of business, work regulations, employee benefit, ethics/integrity training, rewards and disciplinary rules, amongst others. Allowing new employees a comprehensive basic understanding of the Company.

(2) Pre-job Training:

In accordance with Article 16 of the Occupational Safety and Health Education and Training Rules by the Ministry of Labor, offering necessary safety and health education and trainings specified for their post.

(3) On-the-Job Training:

Assist in cultivating professional skill, knowledge and management capabilities. For example, the Company offers software engineering training courses on Wednesdays for employees to learn skills and knowledge related to the latest software development technologies.

(4) Management Training:

Improve the quality of our entry-, mid- and high-level management, encourage management thinking.

(5) Professional Skill Training:

Assigning employees to train at various work-relevant institutions for training, allowing for professional accreditations.

### **D. Retirement and Implementation:**

- (1) In accordance with the "Labor Standards Act", the Company has set up employee retirement regulations. In accordance with the "Regulations for the Allocation and Management of the Workers' Retirement Reserve Funds," the Company allocates 2% of the total salaries and wages of all employees retained under the old system in the monthly retirement reserve fund, which is deposited at the Bank of Taiwan.
- (2) From July 1, 2015, in conjunction with the implementation of the Labor Pension Act, the Company allocated 6% of the salary of employees on a monthly bases, which is deposited in the personal pension fund of our employees.

**E. Status of labor-management agreements and measures for preserving employees' rights and interests**

The Company has good communication channels, and based on relevant laws and regulations, offers regular management meetings between each department head and their subordinates, as well as face to face discussions, emails, feedbacks from training sessions, maintaining good interaction between employees and the Company. There are currently no outstanding conciliatory negotiations.

**F. Specific measures to improve employee benefits and rights:**

- (1) In line with COVID-19 prevention measures, the Company offers half-pay vaccination leave as well as hybrid working modes, such as adopting work from home (WFH) models.
- (2) Increasing the budget for Employee Health Checks.
- (3) Increasing the number of partnerships with telecommunication companies to offer telecommunication service charge subsidies.
- (4) Increasing the number of parking spaces available and negotiating a lower monthly rental fee for parking spaces.
- (5) Offering a diverse choice of welfare plans to employees, replacing paper gift certificates with electronic certificates, and simultaneously implementing the Company's ESG policy.

**5.5.2 List any losses suffered by the Company in the most recent year and up to the publication date of this annual report due to labor disputes, and disclosing an estimate of possible expenses that could be incurred currently and in the future and measures being or to be taken:** None.



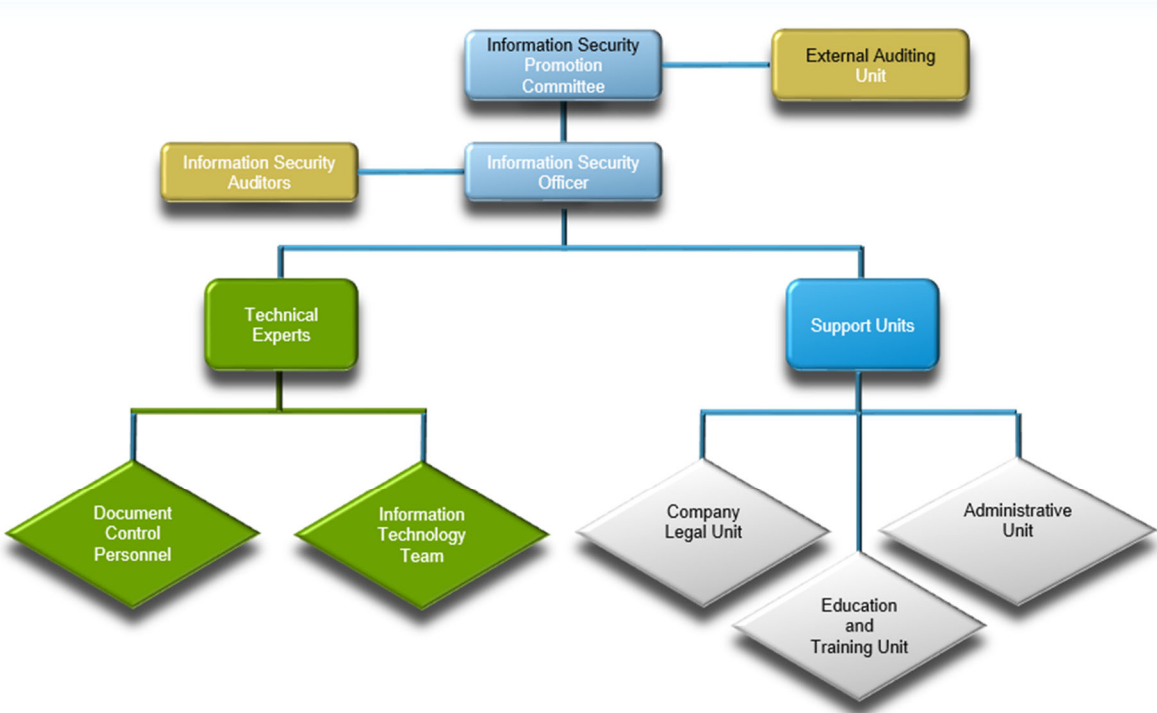
# 5.6 Cyber Security Management

## 5.6.1 Describe the cyber security risk management framework, cyber security policies, concrete management programs, and investments in resources for cyber security management.

### A. Information Security Policy

In order to fulfill the requirements of the ISO Information Security Management Systems, the Company focuses on our processes and systems, legal compliance, personnel training, and use of technology to strengthen security protection capabilities for data, information systems, equipment, and network communications. This effectively decreases the risk of information assets being stolen, used inappropriately, leaked, altered or damaged due to human error, malicious intent or natural disasters, ensuring that we keep our promises to shareholders and clients, as well as achieving the Company’s sustainability goals.

### B. Information Security Organization



The Information Security Implementation Committee will hold a management and review meeting at least once every six months and after an internal audit of information security systems is completed. To ensure that the Company’s information security and quality management systems are operating effectively, the Company’s executives will review the information security systems routinely, as well as track, revise, and finalize improvement measures, so as to help all departments successfully achieve the information security goals.

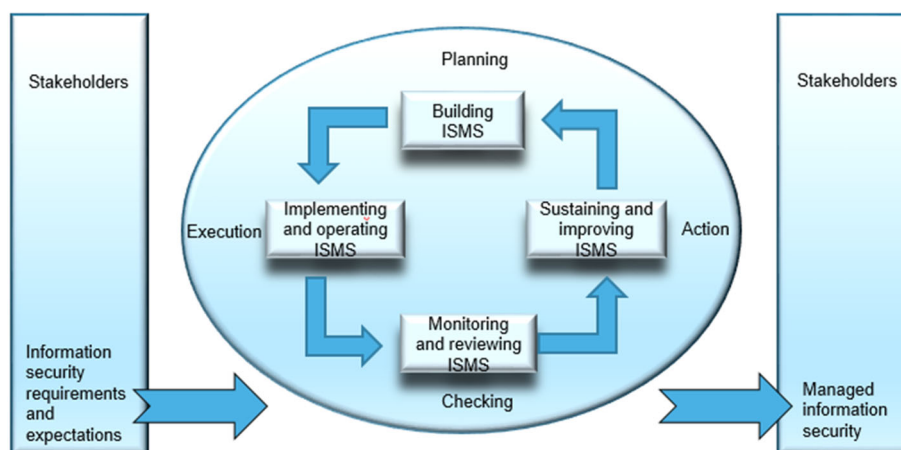
### C. Information Security Management System

The Company's information security management system (ISMS) is based on the P.D.C.A. management cycle developed by the International Organization for Standardization, which enables institutionalizing, documenting, and systematizing of our information security operations. By continuing to monitor and review management performance, we are able to achieve our goals for information security management and continued business operations, ensuring the confidentiality, integrity, and availability of the Company's information assets, as well as complying with applicable laws and regulations. These measures prevent the assets from being compromised by malicious or accidental threats, either internally or externally, as well as protect the rights of our employees or clients, so as to achieve the following:

- (1) Implementing information security policy.
- (2) Complying with legal requirements.
- (3) Enhancing information security incident response capabilities.
- (4) Training IT personnel to enhance their professional skills in information security.
- (5) Achieving effectiveness measurement targets for information security management.

Wistron ITS obtained ISO 27001 certification on December 18, 2008, and has continued to renew our certification every three years. Our current certificate is valid until December 17, 2023.

Image 1 PDCA model for ISMS processes





#### **D. Information security management for effective operations and continuous improvement**

With ISO27001 certification for information security management, we continuously improve our operation model to ensure the effectiveness of management. The management system consists of:

- (1) Formulating complete standards and clear operating procedures for the systematic operation of information security management.
- (2) Using various tools and technologies to identify, protect, detect, respond and recover in a timely and effective manner.
- (3) Establishing an operational process for responding to and recovering from information security incidents in order to quickly isolate and eliminate threats and reduce the scope and extent of impact.
- (4) Performing disaster recovery drills for critical application systems on a regular basis to ensure their effectiveness.
- (5) Offering employee safety education and training to raise employees' awareness of information safety in a comprehensive manner.
- (6) Performing regular internal and external audits every year to review the entire management system to ensure normal operation and continuous improvement.

#### **E. Information security and cyber risk assessment**

The Information Asset Inventory is reviewed each year, and risk assessments are routinely conducted based on internal and external information security issues, information security events, and audit results. Appropriate resources are invested to improve or increase control measures to reduce or eliminate risks related to high-risk items.

#### **F. Information security education, training, and promotion**

To increase employees' information security awareness, the Company has created an information security e-learning course and distributes monthly information security newsletters to share case studies, in order to enhance employees' knowledge and skills regarding information security. For new recruits, there is a mandatory information security practical training course included in the orientation process. We also offer training sessions related to information security for all employees every year, as well as conduct social engineering drills each quarter to strengthen our organization's defense against Internet fraud.

#### **G. Resources invested in information security management**

To enhance our information security capabilities, Wistron ITS has not only installed anti-virus software for endpoint security, but also constructed firewalls to defend against potential cyber security threats. To detect hacker attacks, we have also deployed advanced threat protection to monitor systems and detect malicious cyber behavior. Furthermore, we use two-factor authentication to decrease the risk of accounts and passwords in our system being used fraudulently or stolen, increasing overall system security. Finally, we have adopted a managed detection system to swiftly understand current information security threats, as well as remain up to date on the latest information security information, both domestically and internationally.

#### **H. Impact of significant information security events that have occurred and measures taken in response**

No significant information security incidents occurred in 2021. In order to respond to external changes and ever-changing attack techniques, we are constantly monitoring new information and technologies to keep our defensive or management practices up to date, so as to effectively block new forms of information security threats and reduce operational risks.

**5.6.2 List any losses suffered by the company in the most recent fiscal year and up to the annual report publication date due to significant cyber security incidents, the possible impacts therefrom, and measures being or to be taken. If a reasonable estimate cannot be made, an explanation of the facts of why it cannot be made shall be provided:** None.

### **5.7 Important Contracts**

The Company is not currently party to any material contract, other than contracts entered into in the ordinary course of its business. The Company's "Significant commitments and contingencies" are disclosed in Appendix 1 "Consolidated Financial Statements of the Most Recent Year."

## **6. Financial Information**

### **6.1 Most Recent 5-Year Concise Financial Information**

#### **6.1.1 Most recent 5-year concise consolidated balance sheet and consolidated statement of comprehensive income**

##### Concise Consolidated Balance Sheet

Unit : NT\$ thousands

Item	Period	Most recent 5-Year Financial Information					2022 (As of March 31)
		2017	2018	2019	2020	2021	
Current assets		1,740,186	2,518,321	2,339,315	2,708,495	3,073,122	-
Property, plant and equipment		43,677	58,210	853,356	810,501	813,853	-
Intangible assets		28,703	26,388	32,036	32,870	38,915	-
Other assets		62,015	360,711	136,987	92,311	91,577	-
Total assets		1,874,581	2,963,630	3,361,694	3,644,177	4,017,467	-
Current Liabilities	Before Distribution	737,545	924,065	1,037,404	1,100,382	1,371,905	-
	After Distribution	759,222	1,026,428	1,249,888	1,429,134	(Note)	-
Non-Current liabilities		127,357	212,363	215,293	208,577	187,840	-
Total Liabilities	Before Distribution	864,902	1,136,428	1,252,697	1,308,959	1,559,745	-
	After Distribution	886,579	1,238,791	1,465,181	1,637,711	(Note)	-
Equity attributable to owners of the Company		1,009,679	1,827,202	2,108,997	2,335,218	2,457,722	-
Share Capital	Before Distribution	438,783	602,137	664,011	667,083	669,211	-
	After Distribution	482,137	662,351	664,011	667,083	(Note)	-
Capital surplus		255,502	717,711	736,051	753,005	770,877	-
Retained Earnings	Before Distribution	375,377	583,258	834,032	1,069,842	1,198,187	-
	After Distribution	310,346	420,681	621,548	741,090	(Note)	-
Other equity interest		-48,241	-75,904	-125,097	-81,212	-107,053	-
Treasury shares		-11,742	-	-	-73,500	-73,500	-
Non-controlling interests		-	-	-	-	-	-
Total Equity	Before Distribution	1,009,679	1,827,202	2,108,997	2,335,218	2,457,722	-
	After Distribution	988,002	1,724,839	1,896,513	2,006,466	(Note)	-

Resource: The yearly financial information was audited by independent auditors. As of the publication date of the annual report, the consolidated financial statements for 2022Q1 has not been reviewed by independent auditors.

Note: Profit distribution of 2021 is subject to ratification of Shareholders Meeting.

Concise Consolidated Statement of Comprehensive Income

Unit : NT\$ thousands

Item \ Period	Most recent 5-Year Financial Information					2022 (As of March 31)
	2017	2018	2019	2020	2021	
Net revenue	2,784,634	3,953,321	5,323,464	5,100,895	6,177,820	-
Gross profit	530,328	929,395	1,302,559	1,313,714	1,440,063	-
Net Operating income	91,690	207,218	438,599	484,575	459,817	-
Non-operating income and expenses	29,671	67,344	19,545	64,719	55,315	-
Profit before tax	121,361	274,562	458,144	549,294	515,132	-
Net Profit from continuing operations	109,239	253,190	413,123	465,889	455,634	-
Net Profit from discontinued operations, net of tax	-	-	-	-	-	-
Net profit	109,239	253,190	413,123	465,889	455,634	-
Other comprehensive income for the year, net of tax	-33,276	-7,941	-48,965	26,290	-24,378	-
Total comprehensive income for the year	75,963	245,249	364,158	492,179	431,256	-
Net Profit attributable to owners of the Company	109,239	253,190	413,123	465,889	455,634	-
Net Profit attributable to non-controlling interests	-	-	-	-	-	-
Total comprehensive income attributable to owners of the Company	75,963	245,249	364,158	492,179	431,256	-
Total comprehensive income attributable to non-controlling interests	-	-	-	-	-	-
EPS (NT\$)	2.10	4.75	6.23	7.06	6.91	-

Resource: The yearly financial information was audited by independent auditors. As of the publication date of the annual report, the consolidated financial statements for 2022Q1 has not been reviewed by independent auditors.

## **6.1.2 Most recent 5-year concise parent company only balance sheet and statement of comprehensive income**

### Concise Parent Company Only Balance Sheet

Unit : NT\$ thousands

Item	Period	Most recent 5-Year Financial Information					2022 (As of March 31)
		2017	2018	2019	2020	2021	
Current assets		430,937	1,000,467	558,512	431,754	432,531	-
Property, plant and equipment		16,721	16,407	519,985	502,975	508,687	-
Intangible assets		9,102	5,555	7,210	8,254	11,289	-
Other assets		856,960	1,104,864	1,365,790	1,770,112	2,058,499	-
Total assets		1,313,720	2,127,293	2,451,497	2,713,095	3,011,006	-
Current Liabilities	Before Distribution	232,083	226,001	266,266	299,562	474,905	-
	After Distribution	253,760	328,364	478,750	628,314	(Note)	-
Non-Current liabilities		71,958	74,090	76,234	78,315	78,379	-
Total Liabilities	Before Distribution	304,041	300,091	342,500	377,877	553,284	-
	After Distribution	325,718	402,454	554,984	706,629	(Note)	-
Share Capital	Before Distribution	438,783	602,137	664,011	667,083	669,211	-
	After Distribution	482,137	662,351	664,011	667,083	(Note)	-
Capital surplus		255,502	717,711	736,051	753,005	770,877	-
Retained Earnings	Before Distribution	375,377	583,258	834,032	1,069,842	1,198,187	-
	After Distribution	310,346	420,681	621,548	741,090	(Note)	-
Other equity interest		-48,241	-75,904	-125,097	-81,212	-107,053	-
Treasury shares		-11,742	-	-	-73,500	-73,500	-
Total Equity	Before Distribution	1,009,679	1,827,202	2,108,997	2,335,218	2,457,722	-
	After Distribution	988,002	1,724,839	1,896,513	2,006,466	(Note)	-

Resource: The yearly financial information was audited by independent auditors. The Company does not issue the parent only financial statements for 2022Q1.

Note: Profit distribution of 2021 is subject to ratification of Shareholders Meeting.

Concise Parent Company Only Statement of Comprehensive Income

Unit : NT\$ thousands

Item \ Period	Most recent 5-Year Financial Information					2022 (As of March 31)
	2017	2018	2019	2020	2021	
Net revenue	654,938	800,085	912,368	1,006,451	1,213,705	-
Gross profit	151,876	275,567	344,263	340,292	460,228	-
Net Operating income	-10,470	18,709	61,116	75,767	170,340	-
Non-operating income and expenses	119,068	245,559	375,163	418,968	332,628	-
Profit before tax	108,598	264,268	436,279	494,735	502,968	-
Net Profit from continuing operations	109,239	253,190	413,123	465,889	455,634	-
Net Profit from discontinued operations, net of tax	-	-	-	-	-	-
Net profit	109,239	253,190	413,123	465,889	455,634	-
Other comprehensive income for the year, net of tax	-33,276	-7,941	-48,965	26,290	-24,378	-
Total comprehensive income for the year	75,963	245,249	364,158	492,179	431,256	-
EPS (NT\$)	2.10	4.75	6.23	7.06	6.91	-

Resource: The yearly financial information was audited by independent auditors. The Company does not issue the parent only financial statements for 2022Q1.

### **6.1.3 Independent auditors and their opinions for the most recent 5 years**

Year	Name of CPA	Auditor's Opinion
2017	Ya-Ling Chen, Ming-Hung Huang,	Unqualified opinion
2018	Ya-Ling Chen, Ming-Hung Huang,	Unqualified opinion
2019	Ya-Ling Chen, Ming-Hung Huang,	Unqualified opinion
2020	Ya-Ling Chen, Ming-Hung Huang,	Unqualified opinion
2021	Ya-Ling Chen, Ming-Hung Huang,	Unqualified opinion

KPMG Taiwan  
68F, TAIPEI 101 TOWER, No.7, Sec.5, Xinyi Road, Taipei, 110, Taiwan, R.O.C.  
(02)8101-6666



## **6.2 Most Recent 5-Year Financial Analysis**

### **6.2.1 Financial analysis-For consolidated financial statements**

Item \ Period		Most recent 5-Year Financial Analysis					2022 (As of March 31)
		2017	2018	2019	2020	2021	
Capital Structure Analysis (%)	Debts Ratio	46.14	38.35	37.26	35.92	38.82	-
	Long-term Fund to Property, Plant and Equipment	2,603.28	3,503.81	272.37	313.85	325.07	-
Liquidity Analysis (%)	Current Ratio	235.94	272.53	225.50	246.14	224.00	-
	Quick Ratio	233.57	268.25	224.10	244.71	222.75	-
	Times Interest Earned	28,127.94	23,647.34	6,006.20	9,331.83	10,634.40	-
Operating Performance Analysis	A/R Turnover (Times)	4.25	4.44	4.21	3.56	3.43	-
	A/R Turnover Days	86	82	87	102	108	-
	Inventory Turnover (Times)	-	-	-	-	-	-
	A/P Turnover (Times)	15.81	20.68	24.42	26.97	46.49	-
	Inventory Turnover Days	-	-	-	-	-	-
	Property, Plant and Equipment Turnover (Times)	63.39	77.60	11.68	6.13	7.61	-
	Total Assets Turnover (Times)	1.52	1.63	1.68	1.46	1.61	-
Profitability Analysis	Return on Assets (%)	5.97	10.50	13.26	13.44	12.00	-
	Return on Equity (%)	11.05	17.85	20.99	20.97	19.01	-
	Profit Before Tax to Paid-in Capital Ratio (%)	27.66	45.60	69.00	82.34	76.98	-
	Net Profit Rate (%)	3.92	6.40	7.76	9.13	7.38	-
	EPS (NTD)	2.10	4.75	6.23	7.06	6.91	-
Cash Flow (%)	Cash Flow Ratio	5.95	1.11	31.98	59.38	3.84	-
	Cash Flow Adequacy Ratio	191.32	68.63	51.07	85.17	64.46	-
	Cash Reinvestment Ratio	(Note 2)	(Note 2)	9.48	16.53	(Note 2)	-
Leverage	Operating Leverage	1.86	1.47	1.28	1.24	1.24	-
	Financial Leverage	1.00	1.01	1.02	1.01	1.01	-

The reasons for all financial ratio changes within the most recent two years are as follows (exempt from analysis less than 20%):

1. Increase in A/P Turnover was mainly due to increase in cost of sales.
2. Increase in Property, Plant and Equipment Turnover was mainly due to increase in net revenue in 2021.
3. Decrease in Cash Flow Ratio was mainly due to decrease in cash flow from operating activities in 2021.
4. Decrease in Cash Flow Adequacy Ratio was mainly due to decrease in cash flow from operating activities in 2021.

## 6.2.2 Financial analysis-For parent company only financial statements

Item \ Period		Most recent 5-Year Financial Information					2022 (As of March 31)
		2017	2018	2019	2020	2021	
Capital Structure Analysis (%)	Debts Ratio	23.14	14.11	13.97	13.93	18.38	-
	Long-term Fund to Property, Plant and Equipment	6,468.73	11,588.30	420.25	479.85	498.56	-
Liquidity Analysis (%)	Current Ratio	185.68	442.68	209.76	144.13	91.08	-
	Quick Ratio	185.63	442.66	209.23	143.70	90.75	-
	Times Interest Earned	-	164,241.61	142,674.84	227,042.66	161,307.69	-
Operating Performance Analysis	A/R Turnover (Times)	3.25	4.14	3.66	4.15	4.43	-
	A/R Turnover Days	112	88	100	88	82	-
	Inventory Turnover (Times)	-	-	-	-	-	-
	A/P Turnover (Times)	9.10	13.44	32.80	110.83	271.87	-
	Inventory Turnover Days	-	-	-	-	-	-
	Property, Plant and Equipment Turnover (Times)	36.78	48.30	3.40	1.97	2.40	-
	Total Assets Turnover (Times)	0.51	0.47	0.40	0.39	0.42	-
Profitability Analysis	Return on Assets (%)	8.49	14.72	18.06	18.05	15.93	-
	Return on Equity (%)	11.05	17.85	20.99	20.97	19.01	-
	Profit Before Tax to Paid-in Capital Ratio (%)	24.75	43.89	65.70	74.16	75.16	-
	Net Profit Rate (%)	16.68	31.65	45.28	46.29	37.54	-
	EPS (NTD)	2.10	4.75	6.23	7.06	6.91	-
Cash Flow (%)	Cash Flow Ratio	22.88	11.77	48.43	48.77	44.75	-
	Cash Flow Adequacy Ratio	34.02	29.37	29.09	41.38	43.87	-
	Cash Reinvestment Ratio	0.54	0.25	1.20	(Note 2)	(Note 2)	-
Leverage	Operating Leverage	-1.36	2.42	1.48	1.30	1.15	-
	Financial Leverage	1.00	1.01	1.01	1.00	1.00	-

The reasons for all financial ratio changes within the most recent two years are as follows (exempt from analysis less than 20%):

1. Increase in Debts Ratio was mainly due to increase in short-term borrowings in 2021.
2. Decrease in Current Ratio was mainly due to increase in short-term borrowings in 2021, leading to increase in current liabilities.
3. Decrease in Quick Ratio was mainly due to increase in short-term borrowings in 2021, leading to increase in current liabilities.
4. Decrease in Times Interest Earned was mainly due to increase in interest expense.
5. Increase in A/P Turnover was mainly due to decrease in average accounts payables in 2021 and increase in cost of sales.
6. Increase in Property, Plant and Equipment Turnover was mainly due to increase in net revenue in 2021.

Resource:

1. The yearly financial information was audited by independent auditors.
2. As of the publication date of the annual report, the consolidated financial statements for 2022Q1 has not been reviewed by independent auditors.
3. The Company does not issue the parent only financial statements for 2022Q1.

Note 1: The analysis of negative cash flow from operating activities is meaningless.

Note 2: The negative ratio is meaningless.

Note 3: Formulate is as follows:

1. Capital Structure Analysis

(1) Debts Ratio = Total liabilities / Total assets

(2) Long-term Fund to Property, Plant and Equipment = (Net equity + Non-current liabilities) / Net property, plant and equipment

2. Liquidity Analysis

(1) Current Ratio = Current Assets / Current liabilities

(2) Quick Ratio = (Current assets – Inventory – Prepaid expenses) / Current liabilities

(3) Times Interest Earned = Profit before income tax and interest expense / Interest expense

3. Operating Performance Analysis

(1) Accounts Receivable (including accounts receivable and notes receivable from operation) Turnover = Net sales / the Average of accounts receivable (including accounts receivable and notes receivable from operation) balance

(2) A/R Turnover Day = 365 / accounts receivable turnover

(3) Inventory Turnover = Cost of Goods Sold / the average of inventory

(4) Accounts Payable (including accounts payable and notes payable from operation) Turnover = Cost of goods sold / the average of accounts payable (including accounts payable and notes payable from operation) balance

(5) Inventory Turnover Day = 365 / Inventory turnover

(6) Property, Plant And Equipment Turnover = Net sales / the average of Property, Plant and Equipment

(7) Total Assets Turnover = Net sales / the average of total assets

4. Profitability Analysis

(1) Return on Assets = [ Net profit + Interest expense × (1 – effective tax rate) ] / the average of total assets

(2) Return on Equity = Net profit / the average of net equity

(3) Net Profit Rate = Net profit / Net sales

(4) EPS = (Net profit – Dividend from preferred shares) / weighted average outstanding shares

5. Cash Flow

(1) Cash flow ratio = Cash flow from operating activities / Current liabilities

(2) Cash flow adequacy ratio = Most recent 5-year Cash flow from operating activities / Most recent 5-year (Capital expenditure + the increase of inventory + cash dividend)

(3) Cash reinvestment ratio = (Cash flow from operating activities – cash dividend) / (Gross property, plant and equipment + long-term investment + other non-current assets + working capital)

6. Leverage

(1) Operating leverage = (Net revenue – variable cost of goods sold and operating expense) / operating income

(2) Financial leverage = Net operating income / ( Net operating income – interest expenses)

### **6.3 Audit Committee's Review Report**

The Board of Directors has prepared the Company's 2021 Business Report, Financial Statements, and proposal for allocation of profits. The CPA firm of KPMG was retained to audit Wistron ITS's Financial Statements and has issued an audit report relating to the Financial Statements. The Business Report, Financial Statements, and profit allocation proposal have been reviewed and determined to be correct and accurate by the Audit Committee of Wistron ITS Corp. According to Article 14-4 of the Securities and Exchange Act and Article 219 of the Company Act, I hereby submit this report.

Wistron ITS Corp.

Convener of the Audit Committee : Frank Juang

March 8, 2022

**6.4 Consolidated Financial Statements of the Most Recent Year:**

Please refer to Appendix 1.

**6.5 Parent Company Only Financial Statements of the Most Recent Year:** Please refer to Appendix 2.

**6.6 Any financial difficulties experienced by the Company or its affiliated companies and impacts on the Company's financial situation, in the most recent year and up to the publication date of this annual report** : None.

## **7. Review of Financial Conditions, Financial Performance, and Risk Management**

### **7.1 Analysis of Financial Status**

#### **7.1.1 2021 vs. 2020 financial status**

Unit: NT\$ thousands

Item \ Year	2021.12.31	2020.12.31	Difference	
			Amount	%
Current assets	3,073,122	2,708,495	364,627	13
Property, plant and equipment	813,853	810,501	3,352	-
Intangible assets	38,915	32,870	6,045	18
Other assets	91,577	92,311	-734	-1
Total assets	4,017,467	3,644,177	373,290	10
Current liabilities	1,371,905	1,100,382	271,523	25
Non-Current liabilities	187,840	208,577	-20,737	-10
Total liabilities	1,559,745	1,308,959	250,786	19
Share capital	669,211	667,083	2,128	-
Capital surplus	770,877	753,005	17,872	2
Retained earnings	1,198,187	1,069,842	128,345	12
Other equity interest	-107,053	-81,212	-25,841	32
Treasury Shares	-73,500	-73,500	-	-
Total equity	2,457,722	2,335,218	122,504	5
Analysis for asset, liabilities and equity balance change more than 20%:				
1. Increase in Current liabilities was mainly due to increase in short-term borrowings.				
2. Decrease in Other equity interest was mainly due to exchange loss on translation of foreign financial statements.				

## **7.2 Analysis of Financial Performance**

### **7.2.1 2021 vs. 2020 financial performance**

Unit: NT\$ thousands

Item \ Year	2021	2020	Increasing (decreasing) amount	Change percentage (%)
Net revenue	6,177,820	5,100,895	1,076,925	21
Cost of sales	4,737,757	3,787,181	950,576	25
Gross profit	1,440,063	1,313,714	126,349	10
Operating expenses	980,246	829,139	151,107	18
Net operating income	459,817	484,575	-24,758	-5
Non-operating income and expenses	55,315	64,719	-9,404	-15
Profit before tax	515,132	549,294	-34,162	-6
Income tax expenses	59,498	83,405	-23,907	-29
Net profit	455,634	465,889	-10,255	-2
<p>Analysis for operating results amount change more than 20%:</p> <ol style="list-style-type: none"> <li>1. Increase in Net revenue was mainly due to rapidly rising market demand, leading to a substantial growth of sales performance. Direct employee who provide IT services increased, leading to increase in Cost of sales. Gross profit increased as well.</li> <li>2. Decrease in Income tax expenses was mainly due to decrease in profit before tax.</li> </ol>				

### **7.2.2 The expected sales volume and its basis, the possible impact on the Company's future financial operations, and the plan of response**

#### **A. The expected sales volume for the coming year and its basis:**

The Company expects its business volume to grow steadily in the coming year, mainly based on changes in the general economic environment, industry trends and the Company's future development direction, and with reference to the Company's recent operating objectives.

#### **B. The possible impact on the Company's future financial operations, and the plan of response: None.**

## **7.3 Cash Flow**

### **7.3.1 Analysis of consolidated cash flow in 2021**

Unit: NT\$ thousands

Cash beginning balance	Cash flow from operating activities	Cash flow (used in) investing & financing activities	Cash ending balance	Plan for cash ending balance shortage	
				Investment plan	Financing plan
1,175,302	52,679	-350,736	877,245	-	-

#### **A. Analysis of cash flow in 2021**

- (1) Operating activities: The net cash inflow from operating activities was mainly attributable to the continued profitability of operations during the period.
- (2) Investing activities: The net cash outflow from investing activities was mainly from procurement of property, plant and equipment.
- (3) Financing activities: The net cash outflow from financing activities mainly resulted from the payment of cash dividends and repayment of loans during the period.

#### **B. Liquidity improvement plan**

The Company showed no signs of liquidity deficit.

### **7.3.2 Analysis of cash liquidity in the coming year**

The Company holds on the principle of maintaining liquidity and safety, manages cash flow from operating activities and investing activities to remain normal operations. The Company remains focused on its business and prudently evaluates all business developments in order to maintain normal operations, with no cash shortfall expected in the coming year.

## **7.4 Major Capital Expenditures and Impact on Financial and Business**

Major Capital Expenditure and Expected Future Benefits: None.



## **7.5 Investment Policies**

### **7.5.1 Investment policy for the most recent year and the profits/losses generated**

1. The Company's investment policy is to invest in main business of IT services. The Company's investments are based on the extension of the Company's core competitiveness, and each investment project is carefully evaluated.
2. The Company's recognized net profit from long-term investments accounted for equity method is NT\$294,952 thousands for 2021.
3. The long-term investments accounted for equity method for 2021 were as follows:

Unit: NT\$ thousands

Invested Company	Shareholding	Investment costs	Account Balance	2021 Investment Gain/Loss
Wistron Information Technology and Services Inc.	100%	294,184	1,849,081	261,661
Wistron Information Technology and Services (Japan) Inc.	100%	29,564	126,057	21,650
Wistron Information Technology and Services Limited	100%	44	45,444	8,048
WITS AMERICA, CORP.	100%	7,586	25,205	3,610
WITS Taiwan, Inc.	100%	5,000	4,983	(17)

### **7.5.2 Investment plans for the coming year:**

The Company will keep focus on operation for main business.

## **7.6 Risk Management**

### **7.6.1 The effect upon the Company's profits (losses) of interest rate, exchange rate, or inflation, and response measures to be taken in the future**

Unit: NT\$ thousands

	2021	2020
Net Revenue	6,177,820	5,100,895
Interest Expenses	4,890	5,950
Interest Expenses/ Net Revenue	0.08%	0.12%
Net Exchange Gains (losses)	(4,289)	(6,532)
Net Exchange Gain s (losses)/ Operating Revenue	(0.07%)	(0.13%)

**A. Effect of interest rate changes upon the Company's profits or losses and response measures to be taken in the future:**

The Company's cash management policy is mainly based on the principle of safe, secure and stable, therefore idle funds are mainly placed in deposits with banks. The cash positions required for operating activities were borrowed at market-beating interest rates and adjusted appropriately for the cash positions. In the future, the Company will continue to pay attention to interest rate trends and prudently decide on the way to raise funds in order to obtain more favorable interest rates and avoid possible interest rate risks arising from operations, subject to the improvement of financial structure and reduction of interest rate risk movements.

**B. Effect of exchange rate changes upon the Company's profits or losses and response measures to be taken in the future:**

The Company's exchange losses amounted to NT\$4,289 thousands for 2021, representing a ratio of -0.07% to net revenue for the period. In order to avoid the impact of exchange rate fluctuations on the Company's profit or loss, the Company's finance division maintain close contact with financial institutions to keep abreast of international exchange rate movements and changes, make timely adjustments to foreign currency holdings, and prudently evaluate the engagement of foreign exchange transactions.

**C. Inflation:**

The Company had no inflationary events that had a material impact on profits.

**7.6.2 The Company's policy regarding high-risk investments, highly leveraged investments, loans to other parties, endorsements, guarantees, and derivatives transactions; the main reasons for the profits (losses) generated thereby; and response measures to be taken in the future**

The Company did not engage in high-risk, highly leveraged investments, loans to others, or derivative transactions during the most recent year, and the Company's endorsements/guarantees during the most recent year were limited to 100% owned subsidiaries of the Company, and no losses were incurred. The Company has established "Procedures for Governing Loaning of Funds", "Procedures for Governing Endorsements and Guarantees", "Rules and Procedures for Derivatives Transactions", and "Procedures for Acquisition and Disposal of Assets." The Company will continue to strictly adhere to the procedural norms and all transactions will be conducted in accordance with the relevant regulations.

**7.6.3 Future R&D development plan and further expenditures**

The Company provides information outsourcing services, technical consulting services, business process outsourcing services, product globalization services, etc. The Company provides software development services according to customers' needs and develop professional software testing services in response to customers' needs to improve product quality, providing customers with one-stop solutions for testing services. The Company continues to develop and nurture technical expertise and enrich the depth of our technical team. No significant risk is expected as the amount of research and development expenses is not significant as a proportion of overall costs and expenses.

#### **7.6.4 Effect on the Company's financial operations of important policies adopted and changes in the legal environment at home and abroad, and measures to be taken in response**

The Company keeps abreast of important policy and legal changes at home and abroad and assesses their impact on the Company, and there was no material adverse effect on the Company's financial operations as a result of the policy and legal changes both domestic and internationally in the most recent year and up to the publication date of this annual report.

#### **7.6.5 Effect on the Company's financial operations of developments in technology (including cyber security risks) and industrial change, and measures to be taken in response**

The Company is in the IT service industry, providing software development services according to customers' needs and developing professional software testing services in response to customers' needs to improve product quality. The Company have continued to cultivate elite technical teams, dedicating to cultivate employee's professional skill to face various challenges in information and technology development. The Company also pays attention to implementation of cyber security management, please refer to Chapter 5.6 in this annual report for more detail.

#### **7.6.6 Effect on the Company's crisis management of changes in corporate image, and measures to be taken in response**

The Company has always adhered to the business philosophy of respecting clients, integrity and innovation, in order to create a win-win situation for clients, employees and shareholders, the Company attaches importance to corporate image and risk control. Currently there are no adverse reports on the Company's image.

#### **7.6.7 Expected benefits and possible risks associated with any merger and acquisitions, and measures to be taken in response**

Currently there are no active mergers or acquisitions ongoing.

#### **7.6.8 Expected benefits and possible risks associated with any plant expansion, and measures to be taken in response**

The Company has no current expansions.

#### **7.6.9 Risks associated with sales or supply concentration, and measures to be taken in response**

The Company's labor costs from external purchases accounted for only 10% of cost of sales, and the most procurement amount for single supplier accounted for 1% of cost of sales, thus there is no risk of concentration of supply.

There is no single client accounting for 10% or more of the Company's total sales revenue, thus there is no risk of sales concentration.

**7.6.10 Effect on and risk to the Company in the event a major quantity of shares belonging to a director, supervisor, or major shareholder has been transferred or has otherwise changed hands, and measures to be taken in response**

There have been no significant shareholding transfers by directors or major shareholders holding more than 10% of the Company's shares in the most recent year and up to the publication date of this annual report.

**7.6.11 Effect on and risk to the Company associated with any change in governance personnel or top management, and measures to be taken in response**

There was no change in the Company's governance personnel or top management in the most recent year and up to the publication date of this annual report.

**7.6.12 List major litigious, non-litigious or administrative disputes that involve the Company and/or any director, supervisor, general manager, any person with actual responsibility for the firm, major shareholder, and/or companies controlled by the Company; and have been concluded by means of a final and unappealable judgment, or are still under litigation. The Company shall disclose the information about the dispute where such a dispute could materially affect shareholders' equity or the prices of the Company's securities**

There was no such situation mentioned above in the most recent year and up to the publication date of this annual report.

**7.6.13 Other important risks:** None.

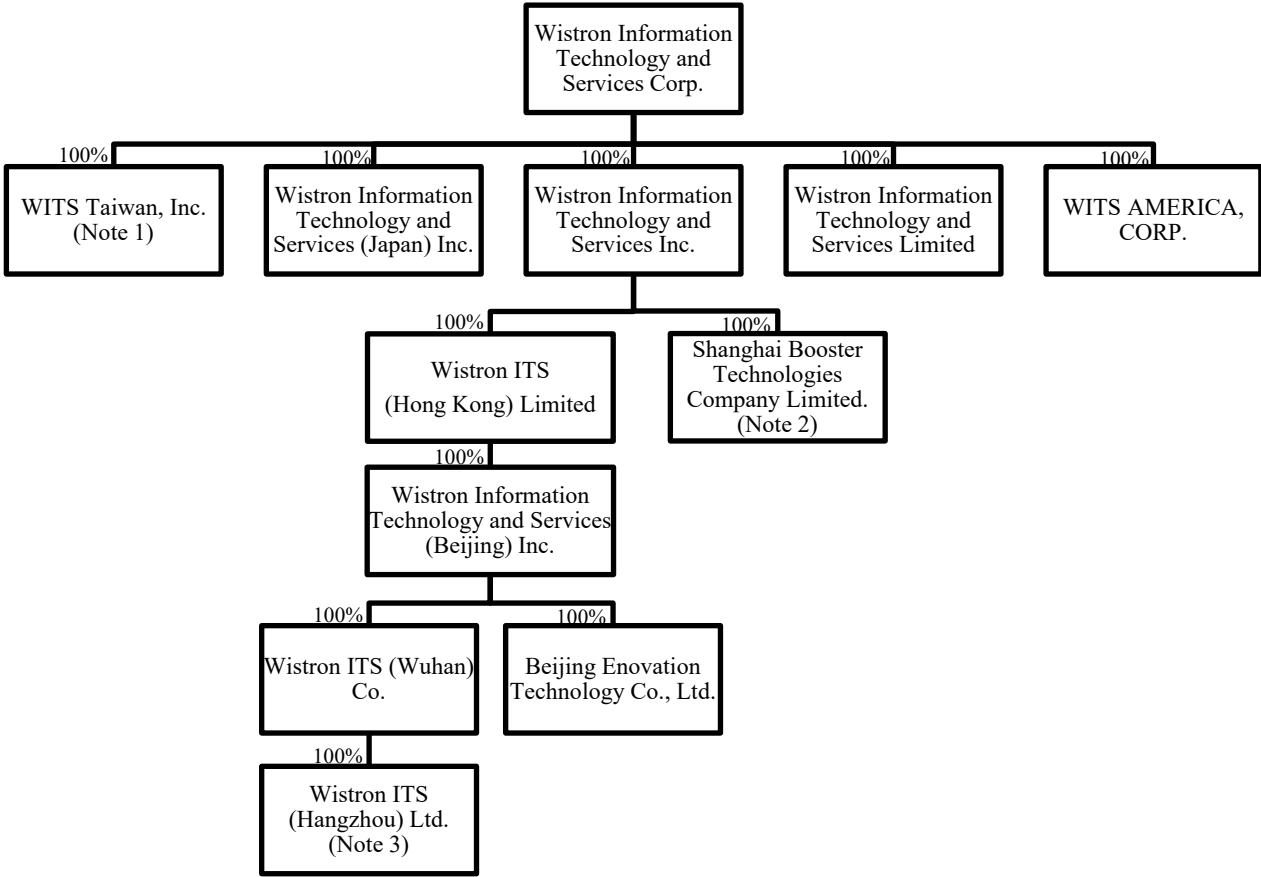
**7.7 Other Important Matters:** None.

# 8. Special Disclosure

## 8.1 Summary of Affiliated Companies

### 8.1.1 Consolidated business report

**A. Organizational chart (Y2021):**



Note 1: Registration of WITS Taiwan, Inc. has been completed in 2021Q4.

Note 2: Registration of Shanghai Booster Technologies Company Limited. was cancelled in 2021Q4, and has been completed liquidation and divestment in January, 2022.

Note 3: Capital injection for Wistron ITS (Hangzhou) Ltd. has not been completed in 2021, and has been completed in February, 2022.

## B. Information of affiliated companies:

December 31, 2021

Brief Name	Name of Company	Date of incorporation	Location	Currency	Paid in Capital	Main Business or Products
WIBI	Wistron Information Technology and Services Inc.	2002.11.01	B.V.I.	USD	9,000,000	Professional investor
WISS	WITS Taiwan, Inc.	2021.12.10	Taiwan	NTD	5,000,000	Research and development, design, trade, and consultancy service business of computer information technology software.
WIJP	Wistron Information Technology and Services (Japan) Inc.	2003.02.05	Japan	JPY	98,000,000	Research and development, design, trade, and consultancy service business of computer information technology software.
WIHK	Wistron Information Technology and Services Limited	2004.03.03	Hong Kong	HKD	10,000	Research and development, design, trade, and consultancy service business of computer information technology software.
WIHH	Wistron ITS (Hong Kong) Limited	2020.02.21	Hong Kong	HKD	380,576,434	Professional investor
WIUS	WITS AMERICA,CORP.	2014.01.09	U.S.A.	USD	250,000	Research and development, design, trade, and consultancy service business of computer information technology software.
WIBJ	Wistron Information Technology and Services (Beijing) Inc.	2003.01.27	China	USD	16,300,000	Research and development, design, trade, and consultancy service business of computer information technology software.
QT (Note 1)	Shanghai Booster Technologies Company Limited.	2003.03.06	China	USD	140,000	Research and development, design, trade, and consultancy service business of computer information technology software.
WIYC	Beijing Enovation Technology Co., Ltd.	2010.05.31	China	RMB	5,000,000	Research and development, design, trade, and consultancy service business of computer information technology software.
WIWZ	Wistron ITS (Wuhan) Co.	2010.12.29	China	RMB	150,000,000	Research and development, design, trade, and consultancy service business of computer information technology software.

Brief Name	Name of Company	Date of incorporation	Location	Currency	Paid in Capital	Main Business or Products
WIHZ	Wistron ITS (Hangzhou) Ltd.	2021.09.07	China	RMB	600,000	Research and development, design, trade, and consultancy service business of computer information technology software.

Note 1: Registration of Shanghai Booster Technologies Company Limited. was cancelled in 2021Q4, and has been completed liquidation and divestment in January, 2022.

**C. Shareholders in common of the Company and its subsidiaries with deemed control and subordination:** None.

**D. Business scope of the Company and its affiliated companies:**

1. The Company and its affiliates offer professional services such as software R&D, software testing, system operation, business process outsourcing, and product globalization services.
2. The businesses of the Company and its affiliates are relevant to each other, in which the Company and its affiliates often share the workload to offer cross-regional integration, global delivery and offshore R&D work, offering support for each other in order to maximize the competitive power of the Group, and creating the most effective performance.

**E. Information of directors, supervisors and general managers of affiliated companies:**

December 31, 2021

Brief Name	Name of Company	Title / Represented Institution	Name	No. of Shares / Paid in Capital	Ratio (%)
WIBI	Wistron Information Technology and Services Inc.	Director	Ching Hsiao 、 Phoebe Chang	-	-
WISS	WITS Taiwan, Inc.	Chairman	Ching Hsiao	-	-
		Supervisor	Yufen Sun	-	-
WIJP	Wistron Information Technology and Services (Japan) Inc.	Representative Director	Ching Hsiao	-	-
		Director	Andy Kuo 、 Ivan Chen	-	-
		Supervisor	Phoebe Chang	-	-
WIHK	Wistron Information Technology and Services Limited	Director	Ching Hsiao 、 Phoebe Chang	-	-
WIHH	Wistron ITS (Hong Kong) Limited	Director	Ching Hsiao 、 Phoebe Chang	-	-
WIUS	WITSAMERICA,CORP.	Director	Ching Hsiao 、 Phoebe Chang	-	-

Brief Name	Name of Company	Title / Represented Institution	Name	No. of Shares / Paid in Capital	Ratio (%)
WIBJ	Wistron Information Technology and Services (Beijing) Inc.	Chairman	Ching Hsiao	-	-
		Director	YuXiang Yang	-	-
		Director & General Manager	Jamie Liu		
		Supervisor	Phoebe Chang	-	-
QT (Note 1)	Shanghai Booster Technologies Company Limited.	Chairman & General Manager	Ching Hsiao	-	-
		Director	Jamie Liu、YuXiang Yang	-	-
		Supervisor	Phoebe Chang	-	-
WIYC	Beijing Enovation Technology Co., Ltd.	Chairman	Monica Sai	-	-
		Supervisor	Phoebe Chang	-	-
WIWZ	Wistron ITS (Wuhan) Co.	Chairman	Ching Hsiao	-	-
		Director	Jamie Liu	-	-
		Director & General Manager	YuXiang Yang	-	-
		Supervisor	Phoebe Chang	-	-
WIHZ	Wistron ITS (Hangzhou) Ltd.	Chairman	Monica Sai	-	-
		Supervisor	Phoebe Chang	-	-

Note 1: Registration of Shanghai Booster Technologies Company Limited. was cancelled in 2021Q4, and has been completed liquidation and divestment in January, 2022.

## F. Operation highlights of the Company's affiliated companies:

December 31, 2021; Unit: NT\$ thousands

Brief Name	Name of Company	Paid-in Capital	Total assets	Total liabilities	Net Worth	Net Revenue	Operating income (loss)	Net Profit (loss) (after-tax)	Earnings Per Share (in dollar)
WIBI	Wistron Information Technology and Services Inc.	294,184	1,849,081	-	1,849,081	-	-64	261,661	1.45
WISS	WITS Taiwan, Inc.	5,000	5,000	17	4,983	-	-17	-17	-0.03
WIJP	Wistron Information Technology and Services (Japan) Inc.	29,564	234,748	108,691	126,057	722,990	25,868	21,650	11,046.43
WIHK	Wistron Information Technology and Services Limited	44	112,131	66,687	45,444	554,922	11,797	8,048	804.80
WIHH	Wistron ITS (Hong Kong) Limited	1,360,878	1,848,832	-	1,848,832	-	-130	134,519	2.74
WIUS	WITS AMERICA, CORP.	7,586	56,274	31,069	25,205	172,108	3,789	3,610	14.44



Brief Name	Name of Company	Paid-in Capital	Total assets	Total liabilities	Net Worth	Net Revenue	Operating income (loss)	Net Profit (loss) (after-tax)	Earnings Per Share (in dollar)
WIBJ	Wistron Information Technology and Services (Beijing) Inc.	502,865	1,997,238	150,986	1,846,252	816,992	35,942	260,505	Note 1
QT	Shanghai Booster Technologies Company Limited.	4,445	77	-	77	-	-62	1,336	Note 1
WIYC	Beijing Enovation Technology Co., Ltd.	24,449	20,559	2,886	17,673	2,388	234	-278	Note 1
WIWZ	Wistron ITS (Wuhan) Co.	667,314	2,312,474	867,684	1,444,790	4,071,624	173,109	226,306	Note 1

Note 1: Limited Company

Note 2: Capital injection for Wistron ITS (Hangzhou) Ltd. has not been completed in 2021, and has been completed in February, 2022.

### **8.1.2 Consolidated financial statements covering affiliated companies:**

Please refer to this English version annual report (pages 120-241)

### **8.1.3 Affiliation reports:** None.

### **8.2 Private Placement Securities in the Most Recent Year and up to the Publication Date of this Annual Report:** None.

### **8.3 Shares in the Company Held or Disposed of by Subsidiaries in the Most Recent Year and up to the Publication Date of this Annual Report:** None.

## **8.4 Other Matters that Require Additional Description:**

Commitment of listing on TPEX	Implementation status
<p><b>Original Version</b>            To Commit to add the following paragraph in “Procedures for Acquisition and Disposal of Assets”: The Company shall not give up capital increase in the future years on Wistron Information Technology and Service Inc.(referred to “WIBI”), Wistron Information Technology and Service(Japan) Inc.(referred to “WIJP”), and Wistron Information Technology and Service Limited. WIBI shall not give up capital increase in the future years on Wistron Information Technology and Services (Beijing) Inc. (referred to “WIBJ”) and Shanghai Booster Technologies Company Limited. WIJP shall not give up capital increase in the future years on Wistron Information Technology and Service (Japan) Inc. (2). WIBJ shall not give up capital increase in the future years on Beijing Enovation Technology co., Ltd. and Wistron ITS (Wuhan) Co. If in the future, each company is required on the basis of strategic alliances or consent granted from Taipei Exchange, it shall be approved by special resolutions of Board of Directors of the Company. Furthermore, if the Procedures are subsequently amended, the Company shall announce material information in Market Observation Post System and report to Taipei Exchange in the form of letter for recordation.</p> <p><b>Amended Version</b>            To Commit to amend the following paragraph in “Procedures for Acquisition and Disposal of Assets”: The Company shall not give up capital increase in the future years on Wistron Information Technology and Service Inc.(referred to “WIBI”), Wistron Information Technology and Service(Japan) Inc.(referred to “WIJP”), and Wistron Information Technology and Service Limited (referred to “WIHK”). The Company shall maintain directly or indirectly holding 100 percent of the issued shares to Wistron ITS (Hong Kong) Limited (referred to “WIHK (II)”). WIBI and WIHK (II) shall maintain substantial control over Wistron Information Technology and Services (Beijing) Inc. (referred to “WIBJ”), Shanghai Booster Technologies Company Limited. (referred to “QT”), Beijing Enovation Technology co., Ltd. (referred to “WIYC”), and Wistron ITS (Wuhan) Co. (referred to “WIWZ”), and shall maintain directly or indirectly holding 90 percent or more of the issued shares to them. If in the future, on the basis of strategic alliances or other reasonable grounds, the Company is required to directly or</p>	<p>Implement under Taipei Exchange’s instructions, resolved by Board of Directors on March 26, 2014, and approved by Shareholders Meeting on June 18, 2014.</p> <p>The Company amend the commitment of listing and obtain Taipei Exchange’s agreement by TPEX letter No. 1090200153 on February 10, 2020. It is resolved by Board of Directors on March 27, 2020, and approved by Shareholders Meeting on June 22, 2020.</p>

Commitment of listing on TPEX	Implementation status
<p>indirectly hold issued shares to WIBI, WIJP, WIHK, and WIHK(II) lower than the percentage mentioned above; or WIBI and WIHK(II) are required to directly or indirectly hold issued shares to WIBJ, QT, WIYC, and WIWZ lower than the percentage mentioned above, it shall be granted consent from Taipei Exchange (referred as “TPEX”), and then approved by special resolutions of Board of Directors of the Company. Furthermore, if the Procedures are subsequently amended, the Company shall announce material information in Market Observation Post System and report to TPEX in the form of letter for recordation.</p>	
<p>To commit to establish full-time internal auditors in Wistron Information Technology and Services (Beijing) Inc., and maintain the establishment after listing.</p>	<p>Implement under Taipei Exchange’s instructions, established full-time internal auditors in Wistron Information Technology and Services (Beijing) Inc. and resolved by Board of Directors on March 26, 2014.</p>

**9. If any of the situations listed in Article 36, paragraph 3, subparagraph 2 of the Securities and Exchange Act, which might materially affect shareholders’ equity or the price of the Company’s securities, has occurred in the most recent year and up to the publication date of this annual report:** None.

## **Appendix 1: Consolidated Financial Statements of the Most Recent Year**

### **Representation Letter**

The entities that are required to be included in the combined financial statements of Wistron Information Technology and Services Corporation as of and for the year ended December 31, 2021 under the Criteria Governing the Preparation of Affiliation Reports, Consolidated Business Reports, and Consolidated Financial Statements of Affiliated Enterprises are the same as those included in the consolidated financial statements prepared in conformity with International Financial Reporting Standards No. 10 endorsed by the Financial Supervisory Commission, "Consolidated Financial Statements." In addition, the information required to be disclosed in the combined financial statements is included in the consolidated financial statements. Consequently, Wistron Information Technology and Services Corporation and Subsidiaries do not prepare a separate set of combined financial statements.

Wistron Information Technology and Services Corporation  
Chairman: Ching Hsiao  
Date: March 8, 2022



安侯建業聯合會計師事務所

KPMG

台北市110615信義路5段7號68樓(台北101大樓)  
68F., TAIPEI 101 TOWER, No. 7, Sec. 5,  
Xinyi Road, Taipei City 110615, Taiwan (R.O.C.)

電話 Tel + 886 2 8101 6666  
傳真 Fax + 886 2 8101 6667  
網址 Web home.kpmg/tw

## Independent Auditors' Report

To the Board of Directors of Wistron Information Technology and Services Corporation:

### Opinion

We have audited the consolidated financial statements of Wistron Information Technology and Services Corporation and its subsidiaries (“the Group”), which comprise the consolidated balance sheets as of December 31, 2021 and 2020, the consolidated statements of comprehensive income, changes in equity and cash flows for the years then ended, and notes to the consolidated financial statements, including a summary of significant accounting policies.

In our opinion, the accompanying consolidated financial statements present fairly, in all material respects, the consolidated financial position of the Group as of December 31, 2021 and 2020, and its consolidated financial performance and its consolidated cash flows for the years then ended in accordance with the Regulations Governing the Preparation of Financial Reports by Securities Issuers and with the International Financial Reporting Standards (“IFRSs”), International Accounting Standards (“IASs”), Interpretations developed by the International Financial Reporting Interpretations Committee (“IFRIC”) or the former Standing Interpretations Committee (“SIC”) endorsed and issued into effect by the Financial Supervisory Commission of the Republic of China.

### Basis for Opinion

We conducted our audit in accordance with the Regulations Governing Auditing and Attestation of Financial Statements by Certified Public Accountants and the auditing standards generally accepted in the Republic of China. Our responsibilities under those standards are further described in the Auditor’s Responsibilities for the Audit of the Consolidated Financial Statements section of our report. We are independent of the Group in accordance with the Certified Public Accountants Code of Professional Ethics in Republic of China (“the Code”), and we have fulfilled our other ethical responsibilities in accordance with the Code. We believe that the audit evidence we have obtained is sufficient and appropriate to provide a basis of our opinion.

### Key Audit Matters

Key audit matters are those matters that, in our professional judgment, were of most significance in our audit of the consolidated financial statements of the current period. These matters were addressed in the context of our audit of the consolidated financial statements as a whole, and in forming our opinion thereon, and we do not provide a separate opinion on these matters. We have determined the matters described below to be the key audit matters to be communicated in our report.

### Valuation of notes and accounts receivable

Please refer to Note 4(g) “Financial Instruments” for accounting policy, Note 5 for accounting assumptions, judgments and estimation uncertainty of notes and accounts receivable and Note 6(c) for the disclosure of the valuation of notes and accounts receivable to the consolidated financial statements.

### Description of key audit matter

The Group engaged in the information technology service industry. Resulting in significant judgment being applied in the management’s assessment of the recoverability of notes and accounts receivable. Consequently, the valuation of notes and accounts receivable is identified as the key matter in our audit.



### **How the matter was addressed in our audit**

Our principal audit procedures included testing the adequacy of the formula of the calculation for expected loss rate; testing the adequacy of aging report by tracing to related vouchers; evaluating the appropriateness of loss allowance and expected credit loss by testing if the loss allowance was made by expected loss rate; assessing if the evaluation document of loss allowance for notes and accounts receivable was compliance with the Group's accounting policy; evaluating the adequacy of the disclosure of loss allowance for notes and accounts receivable prepared by management.

### **Other Matter**

Wistron Information Technology and Services Corporation has prepared its parent-company-only financial statements as of and for the years ended December 31, 2021 and 2020, on which we have issued an unmodified opinion.

### **Responsibilities of Management and Those Charged with Governance for the Consolidated Financial Statements**

Management is responsible for the preparation and fair presentation of the consolidated financial statements in accordance with the Regulations Governing the Preparation of Financial Reports by Securities Issuers and with the IFRSs, IASs, IFRC, SIC endorsed and issued into effect by the Financial Supervisory Commission of the Republic of China, and for such internal control as management determines is necessary to enable the preparation of consolidated financial statements that are free from material misstatement, whether due to fraud or error.

In preparing the consolidated financial statements, management is responsible for assessing the Group's ability to continue as a going concern, disclosing, as applicable, matters related to going concern and using the going concern basis of accounting unless management either intends to liquidate the Group or to cease operations, or has no realistic alternative but to do so.

Those charged with governance (including the Audit Committee) are responsible for overseeing the Group's financial reporting process.

### **Auditor's Responsibilities for the Audit of the Consolidated Financial Statements**

Our objectives are to obtain reasonable assurance about whether the consolidated financial statements as a whole are free from material misstatement, whether due to fraud or error, and to issue an auditor's report that includes our opinion. Reasonable assurance is a high level of assurance, but is not a guarantee that an audit conducted in accordance with the auditing standards generally accepted in the Republic of China will always detect a material misstatement when it exists. Misstatements can arise from fraud or error and are considered material if, individually or in the aggregate, they could reasonably be expected to influence the economic decisions of users taken on the basis of these consolidated financial statements.

As part of an audit in accordance with the auditing standards generally accepted in the Republic of China, we exercise professional judgment and maintain professional skepticism throughout the audit. We also:

1. Identify and assess the risks of material misstatement of the consolidated financial statements, whether due to fraud or error, design and perform audit procedures responsive to those risks, and obtain audit evidence that is sufficient and appropriate to provide a basis for our opinion. The risk of not detecting a material misstatement resulting from fraud is higher than for one resulting from error, as fraud may involve collusion, forgery, intentional omissions, misrepresentations, or the override of internal control.



2. Obtain an understanding of internal control relevant to the audit in order to design audit procedures that are appropriate in the circumstances, but not for the purpose of expressing an opinion on the effectiveness of the Group's internal control.
3. Evaluate the appropriateness of accounting policies used and the reasonableness of accounting estimates and related disclosures made by management.
4. Conclude on the appropriateness of management's use of the going concern basis of accounting and, based on the audit evidence obtained, whether a material uncertainty exists related to events or conditions that may cast significant doubt on the Group's ability to continue as a going concern. If we conclude that a material uncertainty exists, we are required to draw attention in our auditor's report to the related disclosures in the consolidated financial statements or, if such disclosures are inadequate, to modify our opinion. Our conclusions are based on the audit evidence obtained up to the date of our auditors' report. However, future events or conditions may cause the Group to cease to continue as a going concern.
5. Evaluate the overall presentation, structure and content of the consolidated financial statements, including the disclosures, and whether the consolidated financial statements represent the underlying transactions and events in a manner that achieves fair presentation.
6. Obtain sufficient and appropriate audit evidence regarding the financial information of the entities or business activities within the Group to express an opinion on the consolidated financial statements. We are responsible for the direction, supervision and performance of the group audit. We remain solely responsible for our audit opinion.

We communicate with those charged with governance regarding, among other matters, the planned scope and timing of the audit and significant audit findings, including any significant deficiencies in internal control that we identify during our audit.

We also provide those charged with governance with a statement that we have complied with relevant ethical requirements regarding independence, and to communicate with them all relationships and other matters that may reasonably be thought to bear on our independence, and where applicable, related safeguards.

From the matters communicated with those charged with governance, we determine those matters that were of most significance in the audit of the consolidated financial statements of the current period and are therefore the key audit matters. We describe these matters in our auditors' report unless law or regulation precludes public disclosure about the matter or when, in extremely rare circumstances, we determine that a matter should not be communicated in our report because the adverse consequences of doing so would reasonably be expected to outweigh the public interest benefits of such communication.

The engagement partners on the audit resulting in this independent auditors' report are Ya-Ling Chen and Ming-Hung Huang.

KPMG

Taipei, Taiwan (The Republic of China)  
March 8, 2022

#### Notes to Readers

The accompanying consolidated financial statements are intended only to present the consolidated financial position, financial performance and its cash flows in accordance with the accounting principles and practices generally accepted in the Republic of China and not those of any other jurisdictions. The standards, procedures and practices to audit such consolidated financial statements are those generally accepted and applied in the Republic of China.

The independent auditors' report and the accompanying consolidated financial statements are the English translation of the Chinese version prepared and used in the Republic of China. If there is any conflict between, or any difference in the interpretation of the English and Chinese language independent auditors' audit report and consolidated financial statements, the Chinese version shall prevail.

(English Translation of Consolidated Financial Statements Originally Issued in Chinese)  
**WISTRON INFORMATION TECHNOLOGY AND SERVICES CORPORATION AND SUBSIDIARIES**

**Consolidated Balance Sheets**

**December 31, 2021 and 2020**

(Expressed in Thousands of New Taiwan Dollars)

	December 31, 2021		December 31, 2020		December 31, 2021		December 31, 2020	
	Amount	%	Amount	%	Amount	%	Amount	%
<b>Assets</b>								
<b>Current assets:</b>								
1100 Cash and cash equivalents (note 6(a))	\$ 877,245	22	1,175,302	33	2100 Short-term borrowings (note 6(h))	\$ 107,230	3	-
1140 Current contract assets (note 6(n))	12,215	-	31,134	1	2130 Current contract liabilities (notes 6(n) and 7)	14,665	-	20,151
1170 Notes and accounts receivable, net (notes 6(c)(n))	2,092,900	52	1,450,961	40	2170 Accounts payable	94,687	3	109,134
1180 Accounts receivable-related parties, net (notes 6(c)(n) and 7)	38,159	1	16,964	-	2219 Other payables (note 6(o))	1,047,978	26	850,951
1200 Other receivables	2,186	-	72	-	2220 Other payables-related parties (note 7)	196	-	440
1220 Current tax assets	12,811	-	918	-	2230 Current tax liabilities	42,935	1	63,538
1410 Prepayments	17,205	-	15,712	-	2399 Other current liabilities	29,487	1	25,034
1470 Other current assets (note 6(g))	20,401	1	17,432	-	2280 Current lease liabilities (note 6(i))	26,453	1	23,150
<b>Total current assets</b>	<b>3,073,122</b>	<b>76</b>	<b>2,708,495</b>	<b>74</b>	2322 Long-term borrowings, current portion (notes 6(d)(h) and 8)	8,274	-	7,984
<b>Non-current assets:</b>					<b>Total current liabilities</b>	<b>1,371,905</b>	<b>35</b>	<b>1,100,382</b>
1600 Property, plant and equipment (notes 6(d) and 8)	813,853	20	810,501	22	<b>Non-current liabilities:</b>			
1755 Right-of-use assets (note 6(e))	57,740	2	54,300	2	2540 Long-term loans (notes 6(d)(h) and 8)	55,543	1	64,123
1780 Intangible assets (notes 6(f) and 7)	38,915	1	32,870	1	2570 Deferred tax liabilities (note 6(k))	87,247	2	99,878
1840 Deferred tax assets (note 6(k))	20,189	1	22,475	1	2580 Non-current lease liabilities (note 6(i))	27,417	1	25,721
1900 Other non-current assets (note 6(g))	13,648	-	15,536	-	2640 Net defined benefit liability, non-current (note 6(j))	15,173	-	16,065
<b>Total non-current assets</b>	<b>944,345</b>	<b>24</b>	<b>935,682</b>	<b>26</b>	2670 Other non-current liabilities	2,460	-	2,790
					<b>Total non-current liabilities</b>	<b>187,840</b>	<b>4</b>	<b>208,577</b>
					<b>Total liabilities</b>	<b>1,559,745</b>	<b>39</b>	<b>1,308,959</b>
					<b>Equity (notes 6(b)(j)(0)):</b>			
					Capital stock	669,211	17	667,083
					Capital surplus	770,877	19	753,005
					Retained earnings	1,198,187	30	1,069,842
					Other equity	(107,053)	(3)	(81,212)
					Treasury shares	(73,500)	(2)	(73,500)
					<b>Total equity</b>	<b>2,457,722</b>	<b>61</b>	<b>2,335,218</b>
<b>Total assets</b>	<b>4,017,467</b>	<b>100</b>	<b>3,644,177</b>	<b>100</b>	<b>Total liabilities and equity</b>	<b>4,017,467</b>	<b>100</b>	<b>3,644,177</b>

See accompanying notes to financial statements.



(English Translation of Consolidated Financial Statements Originally Issued in Chinese)  
**WISTRON INFORMATION TECHNOLOGY AND SERVICES CORPORATION AND  
SUBSIDIARIES**

**Consolidated Statements of Comprehensive Income**

**For the years ended December 31, 2021 and 2020**

**(Expressed in Thousands of New Taiwan Dollars , Except for Earnings Per Common Share)**

		2021		2020	
		Amount	%	Amount	%
4000	Net revenue (notes 6(n) and 7)	\$ 6,177,820	100	5,100,895	100
5000	Cost of Sales (notes 6(d)(e)(f)(i)(j), 7 and 12)	<u>(4,737,757)</u>	<u>(77)</u>	<u>(3,787,181)</u>	<u>(74)</u>
	<b>Gross profit</b>	<u>1,440,063</u>	<u>23</u>	<u>1,313,714</u>	<u>26</u>
	<b>Operating expenses (notes 6(c)(d)(e)(f)(i)(j)(n)(o) and 12)</b>				
6100	Selling expenses	(168,779)	(3)	(131,522)	(2)
6200	Administrative expenses	(794,597)	(13)	(660,142)	(13)
6300	Research and development expenses	(19,731)	-	(9,784)	-
6450	Expected credit gain (loss)	<u>2,861</u>	<u>-</u>	<u>(27,691)</u>	<u>(1)</u>
	<b>Total operating expenses</b>	<u>(980,246)</u>	<u>(16)</u>	<u>(829,139)</u>	<u>(16)</u>
	<b>Net operating income</b>	<u>459,817</u>	<u>7</u>	<u>484,575</u>	<u>10</u>
	<b>Non-operating income and expenses (notes 6(i)(p)):</b>				
7100	Interest income	8,293	-	5,417	-
7010	Other income	53,118	1	61,761	1
7020	Other gains and losses	(1,206)	-	3,491	-
7050	Finance costs	<u>(4,890)</u>	<u>-</u>	<u>(5,950)</u>	<u>-</u>
	<b>Total non-operating income and expenses</b>	<u>55,315</u>	<u>1</u>	<u>64,719</u>	<u>1</u>
	<b>Profit before tax</b>	515,132	8	549,294	11
7950	Income tax expenses (note 6(k))	<u>(59,498)</u>	<u>(1)</u>	<u>(83,405)</u>	<u>(2)</u>
	<b>Net profit</b>	<u>455,634</u>	<u>7</u>	<u>465,889</u>	<u>9</u>
8300	<b>Other comprehensive income (notes 6(j)(l)):</b>				
8310	<b>Items that will not be reclassified subsequently to profit or loss</b>				
8311	Gains (losses) on remeasurements of defined benefit plans	1,463	-	(141)	-
8316	Unrealized gains from investments in equity instruments measured at fair value through other comprehensive income	-	-	4,734	-
8349	Income tax related to components of other comprehensive income that will not be reclassified to profit or loss	<u>-</u>	<u>-</u>	<u>-</u>	<u>-</u>
	Total items that will not be reclassified subsequently to profit or loss	<u>1,463</u>	<u>-</u>	<u>4,593</u>	<u>-</u>
8360	<b>Items that may be reclassified subsequently to profit or loss</b>				
8361	Exchange differences on translation of foreign financial statements	(25,841)	-	21,697	1
8399	Income tax related to components of other comprehensive income that will be reclassified to profit or loss	<u>-</u>	<u>-</u>	<u>-</u>	<u>-</u>
	Total items that may be reclassified subsequently to profit or loss	<u>(25,841)</u>	<u>-</u>	<u>21,697</u>	<u>1</u>
8300	<b>Other comprehensive income (loss)</b>	<u>(24,378)</u>	<u>-</u>	<u>26,290</u>	<u>1</u>
	<b>Total comprehensive income</b>	<u>\$ 431,256</u>	<u>7</u>	<u>492,179</u>	<u>10</u>
	<b>Earnings per share (in dollars) (note 6(m))</b>				
9750	<b>Basic earnings per share</b>	<u>\$ 6.91</u>		<u>7.06</u>	
9850	<b>Diluted earnings per share</b>	<u>\$ 6.83</u>		<u>6.98</u>	

See accompanying notes to financial statements.

(English Translation of Consolidated Financial Statements Originally Issued in Chinese)  
**WISTRON INFORMATION TECHNOLOGY AND SERVICES CORPORATION AND SUBSIDIARIES**

**Consolidated Statements of Changes in Equity**  
**For the years ended December 31, 2021 and 2020**  
**(Expressed in Thousands of New Taiwan Dollars)**

	Equity attributable to owners of parent							Treasury shares	Total equity
	Capital stock	Retained earnings			Other equity				
		Legal reserve	Special reserve	Unappropriated retained earnings	Total	Exchange differences on translation of foreign financial statements	Unrealized gains (losses) on financial assets measured at fair value through other comprehensive income	Total	
<b>Balance at January 1, 2020</b>									
Net profit	-	-	-	(41,335)	834,032	-	-	-	2,108,997
Other comprehensive income	-	-	-	(49,193)	667,623	-	-	-	465,889
Total comprehensive income	-	-	-	(90,528)	1,501,655	-	-	-	2,574,886
Appropriation and distribution of retained earnings:									
Legal reserve	-	41,335	-	-	(41,335)	-	-	-	-
Special dividends	-	-	49,193	(49,193)	-	-	-	-	-
Purchase of treasury shares	-	-	-	(212,484)	(212,484)	-	-	-	(212,484)
New share issued through employees' profit sharing bonus	3,072	-	-	-	-	-	-	-	(73,500)
Disposal of investments in equity instruments designated at fair value through other comprehensive income	-	-	-	(17,454)	(17,454)	-	17,454	17,454	20,000
Due to donated assets received	-	26	-	-	26	-	-	26	-
<b>Balance at December 31, 2020</b>	667,083	753,005	131,840	125,097	812,905	(81,212)	-	(81,212)	2,335,218
Net profit	-	-	-	455,634	455,634	-	-	-	455,634
Other comprehensive income	-	-	-	1,463	1,463	(25,841)	-	(25,841)	(24,378)
Total comprehensive income	-	-	-	457,097	457,097	(25,841)	-	(25,841)	431,256
Appropriation and distribution of retained earnings:									
Legal reserve	-	-	44,829	-	(44,829)	-	-	-	-
Cash dividends	-	-	-	(328,752)	(328,752)	-	-	-	(328,752)
Reversal of special reserve	-	-	(43,885)	43,885	-	-	-	-	-
New share issued through employees' profit sharing bonus	2,128	17,872	-	-	-	-	-	-	20,000
<b>Balance at December 31, 2021</b>	669,211	770,877	176,669	81,212	940,306	(107,053)	-	(107,053)	2,457,722

See accompanying notes to financial statements.

(English Translation of Consolidated Financial Statements Originally Issued in Chinese)  
**WISTRON INFORMATION TECHNOLOGY AND SERVICES CORPORATION AND SUBSIDIARIES**

**Consolidated Statements of Cash Flows**  
**For the years ended December 31, 2021 and 2020**  
(Expressed in Thousands of New Taiwan Dollars)

	2021	2020
<b>Cash flows generated from (used in) operating activities:</b>		
<b>Profit before tax</b>	\$ 515,132	549,294
<b>Adjustments:</b>		
<b>Adjustments to reconcile profit:</b>		
Depreciation expense	80,173	97,548
Amortization expense	8,163	5,843
Expected credit (gain) loss	(2,861)	27,691
Interest expense	4,890	5,950
Interest income	(8,293)	(5,417)
Dividend income	-	(260)
Loss on disposal of property, plant and equipment	1,672	1,357
Loss on lease modification	244	267
Rent concession	-	(729)
<b>Total adjustments to reconcile profit</b>	83,988	132,250
<b>Changes in operating assets and liabilities:</b>		
<b>Changes in operating assets:</b>		
Decrease in current contract assets	19,342	23,167
Increase in notes and accounts receivable, net	(662,059)	(93,514)
(Increase) decrease in accounts receivable—related parties	(21,317)	2,212
(Increase) decrease in other receivables	(285)	31
Increase in prepayments	(1,596)	(954)
(Increase) decrease in other current assets	(723)	325
<b>Total changes in operating assets</b>	(666,638)	(68,733)
<b>Changes in operating liabilities:</b>		
(Decrease) increase in contract liabilities	(4,827)	5,615
Decrease in accounts payable	(8,242)	(56,795)
Decrease in accounts payable—related parties	-	(5,972)
Increase in other payables	224,233	171,217
(Decrease) increase in other payables—related parties	(243)	314
Increase (decrease) in other current liabilities	5,701	(1,552)
Increase in net defined benefit liability	571	549
<b>Total changes in operating liabilities</b>	217,193	113,376
<b>Net changes in operating assets and liabilities</b>	(449,445)	44,643
<b>Total changes in operating assets and liabilities</b>	(365,457)	176,893
Cash generated from operations	149,675	726,187
Interest received	8,294	5,491
Interest paid	(4,853)	(5,986)
Income taxes paid	(100,437)	(72,254)
<b>Net cash flows generated from operating activities</b>	52,679	653,438
<b>Cash flows generated from (used in) investing activities:</b>		
Proceeds from disposal of financial assets at fair value through other comprehensive income	-	17,946
Acquisition of property, plant and equipment	(59,796)	(12,733)
Proceeds from disposal of property, plant and equipment	299	220
(Increase) decrease in refundable deposits	(5,024)	7,334
Acquisition of intangible assets	(14,835)	(5,539)
Increase in other non-current assets	-	(3,818)
Dividends received	-	260
<b>Net cash flows (used in) generated from investing activities</b>	(79,356)	3,670
<b>Cash flows generated from (used in) financing activities:</b>		
Increase in short-term loans	360,299	452,233
Repayments of short-term loans	(252,965)	(452,233)
Repayments of long-term loans	(7,932)	(45,794)
Repayments of the principal portion of lease liabilities	(26,791)	(39,410)
Cash dividends paid	(328,752)	(212,484)
Payments to acquire treasury shares	-	(73,500)
Due to donated assets received	-	26
<b>Net cash flows used in financing activities</b>	(256,141)	(371,162)
<b>Effect of exchange rate changes on cash and cash equivalents</b>	(15,239)	14,243
<b>Net increase (decrease) in cash and cash equivalents</b>	(298,057)	300,189
<b>Cash and cash equivalents at beginning of year</b>	1,175,302	875,113
<b>Cash and cash equivalents at end of year</b>	\$ 877,245	1,175,302

See accompanying notes to financial statements.

**(English Translation of Consolidated Financial Statements Originally Issued in Chinese)**  
**WISTRON INFORMATION TECHNOLOGY AND SERVICES CORPORATION AND SUBSIDIARIES**  
**Notes to the Consolidated Financial Statements**  
**For the years ended December 31, 2021 and 2020**  
**(Expressed in Thousands of New Taiwan Dollars, unless otherwise specified)**

**(1) Company history**

Mirrors International, Inc. was incorporated on June 1, 1992 as a company limited by shares under the laws of the Republic of China (R.O.C); and in July 2004, it changed its name to Wistron Information Technology and Services Corporation (the “Company”). Wistron Information Technology and Services Corporation and subsidiaries (the “Group”) are primarily engaged in the development and maintenance of the IT system, IT consulting and outsourcing services.

**(2) Approval date and procedures of the consolidated financial statements**

The consolidated financial statements for the years ended December 31, 2021 and 2020 were authorized for issue by the Board of Directors on March 8, 2022.

**(3) New standards, amendments and interpretations adopted**

- (a) The impact of the International Financial Reporting Standards (“IFRSs”) endorsed by the Financial Supervisory Commission, R.O.C. (“FSC”) which have already been adopted.

The Group has initially adopted the following new amendments, which do not have a significant impact on its consolidated financial statements, from January 1, 2021:

- Amendments to IFRS 4 “Extension of the Temporary Exemption from Applying IFRS 9”
- Amendments to IFRS 9, IAS 39, IFRS 7, IFRS 4 and IFRS 16 “Interest Rate Benchmark Reform—Phase 2”

The Group has initially adopted the following new amendments, which do not have a significant impact on its consolidated financial statements, from April 1, 2021:

- Amendments to IFRS 16 “Covid-19-Related Rent Concessions beyond June 30, 2021”

- (b) The impact of IFRS issued by the FSC but not yet effective

The Group assesses that the adoption of the following new amendments, effective for annual period beginning on January 1, 2022, would not have a significant impact on its consolidated financial statements:

- Amendments to IAS 16 “Property, Plant and Equipment—Proceeds before Intended Use”
- Amendments to IAS 37 “Onerous Contracts—Cost of Fulfilling a Contract”
- Annual Improvements to IFRS Standards 2018–2020
- Amendments to IFRS 3 “Reference to the Conceptual Framework”

(Continued)

**WISTRON INFORMATION TECHNOLOGY AND SERVICES CORPORATION AND SUBSIDIARIES**  
**Notes to the Consolidated Financial Statements**

- (c) The impact of IFRS issued by IASB but not yet endorsed by the FSC

The following new and amended standards, which may be relevant to the Group, have been issued by the International Accounting Standards Board (IASB), but have yet to be endorsed by the FSC:

<b>Standards or Interpretations</b>	<b>Content of amendment</b>	<b>Effective date per IASB</b>
Amendments to IAS 1 “Classification of Liabilities as Current or Non-current”	The amendments aim to promote consistency in applying the requirements by helping companies determine whether, in the statement of balance sheet, debt and other liabilities with an uncertain settlement date should be classified as current (due or potentially due to be settled within one year) or non-current. The amendments include clarifying the classification requirements for debt a company might settle by converting it into equity.	January 1, 2023
Amendments to IAS 12 “Deferred Tax related to Assets and Liabilities arising from a Single Transaction”	The amendments narrowed the scope of the recognition exemption so that it no longer applies to transactions that, on initial recognition, give rise to equal taxable and deductible temporary differences.	January 1, 2023

The Group is evaluating the impact of its initial adoption of the abovementioned standards or interpretations on its consolidated financial position and consolidated financial performance. The results thereof will be disclosed when the Group completes its evaluation.

The Group does not expect the following other new and amended standards, which have yet to be endorsed by the FSC, to have a significant impact on its consolidated financial statements:

- Amendments to IFRS 10 and IAS 28 “Sale or Contribution of Assets Between an Investor and Its Associate or Joint Venture”
- IFRS 17 “Insurance Contracts” and amendments to IFRS 17 “Insurance Contracts”
- Amendments to IAS 1 “Disclosure of Accounting Policies”
- Amendments to IAS 8 “Definition of Accounting Estimates”

**(4) Summary of significant accounting policies**

The significant accounting policies presented in the consolidated financial statements are summarized as follows. And the accounting policies have been applied consistently to all periods presented in these consolidated financial statements.

(Continued)

**WISTRON INFORMATION TECHNOLOGY AND SERVICES CORPORATION AND SUBSIDIARIES**  
**Notes to the Consolidated Financial Statements**

(a) Statement of compliance

These consolidated financial statements have been prepared in accordance with the Regulations Governing the Preparation of Financial Reports by Securities Issuers (hereinafter referred to as “the Regulations” ) and the International Financial Reporting Standards, International Accounting Standards, IFRIC Interpretations and SIC Interpretations endorsed and issued into effect by the Financial Supervisory Commission, R.O.C.

(b) Basis of preparation

(i) Basis of measurement

Except for the net defined benefit liabilities are measured at the present value of the defined benefit obligation less fair value of the plan assets, and the effect of the asset ceiling explained in Note 4(n), the consolidated financial statements have been prepared on the historical cost basis.

(ii) Functional and presentation currency

The functional currency of the Group is determined based on the primary economic environment in which the Group operates. The parent company only financial statements are presented in New Taiwan Dollars (NTD), which is the Company’s functional currency. All financial information presented in NTD has been rounded to the nearest thousand.

(c) Basis of consolidation

(i) Principle of preparation of the consolidated financial statements

The consolidated financial statements comprise the Company and subsidiaries. Subsidiaries are entities controlled by the Group. The Group ‘controls’ an entity when it is exposed to, or has rights to, variable returns from its involvement with the entity and has the ability to affect those returns through its power over the entity.

The financial statements of subsidiaries are included in the consolidated financial statements from the date on which control commences until the date on which control ceases. Intragroup balances and transactions, and any unrealized income and expenses arising from Intragroup transactions are eliminated in preparing the consolidated financial statements. The Group attributes the profit or loss and each component of other comprehensive income to the owners of the parent and to the non-controlling interests, even if this results in the non-controlling interests having a deficit balance.

The Group prepares consolidated financial statements using uniform accounting policies for like transactions and other events in similar circumstances. Changes in the Group’s ownership interest in a subsidiary that do not result in a loss of control are accounted for as equity transactions. Any difference between the amount by which the non-controlling interests are adjusted and the fair value of the consideration paid or received will be recognized directly in equity, and the Group will attribute it to the owners of the parent.

(Continued)

**WISTRON INFORMATION TECHNOLOGY AND SERVICES CORPORATION AND SUBSIDIARIES**  
**Notes to the Consolidated Financial Statements**

(ii) List of subsidiaries in the consolidated financial statements

Name of investor	Name of subsidiary	Major operations	Location	Percentage of ownership		Notes
				2021.12.31	2020.12.31	
The Company	Wistron Information Technology and Services Inc. (WIBI)	Professional investment enterprise	B.V.I	100.00 %	100.00 %	
	Wistron Information Technology and Services Limited (WIHK)	Research, develop, design of software, and IT consulting, service	Hong Kong	100.00 %	100.00 %	
	Wistron Information Technology and Services (Japan) Inc. (WIJP)	Research, develop, design of software, and IT consulting, service	Japan	100.00 %	100.00 %	
	WITS AMERICA, CORP. (WIUS)	Research, develop, design of software, and IT consulting, service	America	100.00 %	100.00 %	
	WITS Taiwan, Inc. (WISS)	Research, develop, design of software, and IT consulting, service	Taiwan	100.00 %	-	(Note 4)
WIBI	Wistron Information Technology and Services (Beijing) Inc. (WIBJ)	Research, develop, design of software, and IT consulting, service	China	-	100.00 %	(Note 3)
	Shanghai Booster Technologies Company Limited (QT)	Research, develop, design of software, and IT consulting, service	China	100.00 %	100.00 %	(Note 5)
	Wistron ITS (Hong Kong) Limited (WIHH)	Professional investment enterprise	Hong Kong	100.00 %	100.00 %	(Note 1)
WIHH	Wistron Information Technology and Service (Beijing) Inc. (WIBJ)	Research, develop, design of software, and IT consulting, service	China	100.00 %	-	(Note 3)
WIBJ	Beijing Enovation Technology Co. Ltd. (WIYC)	Research, develop, design of software, and IT consulting, service	China	100.00 %	100.00 %	
	Wistron ITS (Wuhan) Co. (WIWZ)	Research, develop, design of software, and IT consulting, service	China	100.00 %	100.00 %	
WIWZ	Hubei Peiwen Constuction Co., Ltd. (Hubei Peiwen)	Construction business	China	-	100.00 %	(Note 2)
	Wistron ITS (Hangzhou) Ltd. (WIHZ)	Research, develop, design of software, and IT consulting, service	China	100.00 %	-	(Note 6)

(Note 1) The capital was injected in the 2nd quarter of 2020.

(Note 2) The registration of investment in Hubei Peiwen Construction Co., Ltd. was cancelled on March 2, 2021, and no capital was injected.

(Note 3) The Company increased investment in WIBJ, one of subsidiaries in Mainland China, by USD 11,000,000 through WIBI, a subsidiary established in a third region (WIBI), wherein the investment had been authorized by Investment Commission, MOEA. However, the Company restructured the investment through WIHH acquiring 100% shareholdings in WIBJ via stock exchange from WIBI in the 3rd quarter of 2021.

(Note 4) The company was set up in the 4th quarter of 2021.

(Note 5) The company cancelled the registration in the 4th quarter of 2021, and completed the liquidation process in January 2022.

(Note 6) The capital has not been injected at December 31, 2021 until February, 2022.

(iii) Subsidiaries excluded from the consolidated financial statements: None.

(Continued)



**WISTRON INFORMATION TECHNOLOGY AND SERVICES CORPORATION AND SUBSIDIARIES**  
**Notes to the Consolidated Financial Statements**

(d) Foreign currencies

(i) Foreign currency transactions

Transactions in foreign currencies are translated into the respective functional currencies of the Group at the exchange rates at the dates of the transactions. At the end of each subsequent reporting period, monetary items denominated in foreign currencies are translated into the functional currencies using the exchange rate at that date.

Non-monetary items denominated in foreign currencies that are measured at fair value are translated into the functional currencies using the exchange rate at the date that the fair value was determined. Non-monetary items denominated in foreign currencies that are measured based on historical cost are translated using the exchange rate at the date of the transaction.

Exchange differences are generally recognized in profit or loss, except for an investment in equity securities designated as at fair value through other comprehensive income which is recognized in other comprehensive income.

(ii) Foreign operations

The assets and liabilities of foreign operations, including goodwill and fair value adjustments arising on acquisition, are translated into NTD at the exchange rates of the reporting date. The income and expenses of foreign operations are translated into NTD at the average rate. Exchange differences are recognized in other comprehensive income.

When a foreign operation is disposed of such that control, significant influence or joint control is lost, the cumulative amount in the translation reserve related to that foreign operation is reclassified to profit or loss as part of the gain or loss on disposal. When the Group disposes of only part of its interest in a subsidiary that includes a foreign operation while retaining control, the relevant proportion of the cumulative amount is reattributed to non-controlling interest. When the Group disposes of only part of investment in an associate of joint venture that includes a foreign operation while retaining significant or joint control, the relevant proportion of the cumulative amount is reclassified to profit or loss.

When the settlement of a monetary receivable from or payable to a foreign operation is neither planned nor likely to occur in the foreseeable future, exchange differences arising from such monetary items that are considered to form part of the net investment in the foreign operation are recognized in other comprehensive income.

(e) Classification of current and non-current assets and liabilities

An asset is classified as current under one of the following criteria, and all other assets are classified as non-current.

- (i) It is expected to be realized, or intended to be sold or consumed, in the normal operating cycle;
- (ii) It is held primarily for the purpose of trading;

(Continued)



**WISTRON INFORMATION TECHNOLOGY AND SERVICES CORPORATION AND SUBSIDIARIES**  
**Notes to the Consolidated Financial Statements**

- (iii) It is expected to be realized within twelve months after the reporting period; or
- (iv) The asset is cash or a cash equivalent unless the asset is restricted from being exchanged or used to settle a liability for at least twelve months after the reporting period.

A liability is classified as current under one of the following criteria, and all other liabilities are classified as non-current.

- (i) It is expected to be settled in the normal operating cycle;
- (ii) It is held primarily for the purpose of trading;
- (iii) It is due to be settled within twelve months after the reporting period; or
- (iv) The Group does not have an unconditional right to defer settlement of the liability for at least twelve months after the reporting period. Terms of a liability that could, at the option of the counterparty, result in its settlement by issuing equity instruments do not affect its classification.

(f) Cash and cash equivalents

Cash comprises of cash on hand and demand deposits. Cash equivalents are short-term, highly liquid investments that are readily convertible to known amounts of cash and are subject to an insignificant risk of changes in value. Time deposits which meet the above definition and are held for the purpose of meeting short-term cash commitments rather than for investment or other purposes should be recognized as cash equivalents.

(g) Financial instruments

Accounts receivable is initially recognized when it is originated. All other financial assets and financial liabilities are initially recognized when the Group becomes a party to the contractual provisions of the instrument. A financial asset (unless it is an accounts receivable without a significant financing component) or financial liability is initially measured at fair value plus, for an item not at fair value through profit or loss (FVTPL), transaction costs that are directly attributable to its acquisition or issue. An accounts receivable without a significant financing component is initially measured at the transaction price.

(i) Financial assets

All regular way purchases or sales of financial assets are recognized and derecognized on a trade date basis.

On initial recognition, a financial asset is classified as measured at amortized cost or fair value through other comprehensive income-equity investment. Financial assets are not reclassified subsequent to their initial recognition unless the Group changes its business model for managing financial assets, in which case all affected financial assets are reclassified on the first day of the first reporting period following the change in the business model.

(Continued)

**WISTRON INFORMATION TECHNOLOGY AND SERVICES CORPORATION AND SUBSIDIARIES**  
**Notes to the Consolidated Financial Statements**

1) Financial assets measured at amortized cost

A financial asset is measured at amortized cost if it meets both of the following conditions and is not designated as at FVTPL :

- it is held within a business model whose objective is to hold assets to collect contractual cash flows; and
- its contractual terms give rise on specified dates to cash flows that are solely payments of principal and interest on the principal amount outstanding.

These assets are subsequently measured at amortized cost, which is the amount at which the financial asset is measured at initial recognition, plus/minus, the cumulative amortization using the effective interest method, adjusted for any loss allowance. Interest income, foreign exchange gains and losses, as well as impairment losses, are recognized in profit or loss. Any gain or loss on derecognition is recognized in profit or loss.

2) Financial assets measured at Fair value through other comprehensive income

On initial recognition of an equity investment that is not held for trading, the Group may irrevocably elect to present subsequent changes in the investment's fair value in other comprehensive income. This election is made on an instrument-by-instrument basis.

Equity investments at FVOCI are subsequently measured at fair value. Dividends are recognized as income in profit or loss unless the dividend clearly represents a recovery of part of the cost of the investment. Other net gains and losses are recognized in other comprehensive income and are never reclassified to profit or loss.

Dividend income is recognized in profit or loss on the date on which the Group's right to receive payment is established.

3) Impairment of financial assets

The Group recognizes loss allowances for expected credit losses (ECL) on financial assets measured at amortized cost (including cash and cash equivalents, notes and accounts receivable, other receivables, other financial assets and guarantee deposit), and contract assets.

The Group measures loss allowances at an amount equal to lifetime ECL, except for the following which are measured as 12-month ECL :

- bank balances for which credit risk (i.e. the risk of default occurring over the expected life of the financial instrument) has not increased significantly since initial recognition.

Loss allowance for accounts receivable and contract assets are always measured at an amount equal to lifetime ECL.

(Continued)

**WISTRON INFORMATION TECHNOLOGY AND SERVICES CORPORATION AND SUBSIDIARIES**  
**Notes to the Consolidated Financial Statements**

When determining whether the credit risk of a financial asset has increased significantly since initial recognition and when estimating ECL, the Group considers reasonable and supportable information that is relevant and available without undue cost or effort. This includes both quantitative and qualitative information and analysis based on the Group's historical experience and informed credit assessment as well as forward-looking information.

Lifetime ECL are the ECL that result from all possible default events over the expected life of a financial instrument.

12-month ECL are the portion of ECL that result from default events that are possible within the 12 months after the reporting date (or a shorter period if the expected life of the instrument is less than 12 months).

The maximum period considered when estimating ECL is the maximum contractual period over which the Group is exposed to credit risk.

The Group assumes that the credit risk on a financial asset has increased significantly if it is more than 180 days past due.

The Group considers a financial asset to be in default when the debtor is unlikely to pay its credit obligations to the Group in full.

ECL are probability-weighted estimate of credit losses. Credit losses are measured as the present value of all cash shortfalls (i.e. the difference between the cash flows due to the Group in accordance with the contract and the cash flows that the Group expects to receive). ECL are discounted at the effective interest rate of the financial asset.

At each reporting date, the Group assesses whether financial assets carried at amortized cost are credit-impaired. A financial asset is 'credit-impaired' when one or more events that have a detrimental impact on the estimated future cash flows of the financial asset have occurred.

Loss allowances for financial assets measured at amortized cost are deducted from the gross carrying amount of the asset.

The gross carrying amount of a financial asset is written off when the Group has no reasonable expectations of recovering a financial asset in its entirety or a portion thereof. However, financial assets that are written off could still be subject to enforcement activities in order to comply with the Group's procedures for recovery of amounts due.

4) Derecognition of financial assets

The Group derecognizes a financial asset when the contractual rights to the cash flows from the financial asset expire, or it transfers the rights to receive the contractual cash flows in a transaction in which substantially all of the risks and rewards of ownership of the financial asset are transferred or in which the Group neither transfers nor retains substantially all of the risks and rewards of ownership and it does not retain control of the financial asset.

(Continued)

**WISTRON INFORMATION TECHNOLOGY AND SERVICES CORPORATION AND SUBSIDIARIES**  
**Notes to the Consolidated Financial Statements**

The Group enters into transactions whereby it transfers assets recognized in its statement of balance sheet, but retains either all or substantially all of the risks and rewards of the transferred assets. In these cases, the transferred assets are not derecognized.

(ii) Financial liabilities and equity instruments

1) Treasury shares

When shares recognized as equity are repurchased, the amount of the consideration paid, which includes directly attributable costs, is recognized as a deduction from equity. Repurchased shares are classified as treasury shares. When treasury shares are sold or reissued subsequently, the amount received is recognized as an increase in equity, and the resulting surplus or deficit on the transaction is recognized in capital surplus or retained earnings (if the capital surplus is not sufficient to be written down).

2) Other financial liabilities

Other financial liabilities are subsequently measured at amortized cost using the effective interest method. Interest expense and foreign exchange gains and losses are recognized in profit or loss. Any gain or loss on derecognition is also recognized in profit or loss.

3) Derecognition of financial liabilities

The Group derecognizes a financial liability when its contractual obligations are discharged or cancelled, or expire. The Group also derecognizes a financial liability when its terms are modified and the cash flows of the modified liability are substantially different, in which case a new financial liability based on the modified terms is recognized at fair value.

On derecognition of a financial liability, the difference between the carrying amount of a financial liability extinguished and the consideration paid (including any non-cash assets transferred or liabilities assumed) is recognized in profit or loss.

4) Offsetting of financial assets and liabilities

Financial assets and financial liabilities are offset and the net amount presented in the statement of balance sheet when, and only when, the Group currently has a legally enforceable right to set off the amounts and it intends either to settle them on a net basis or to realize the asset and settle the liability simultaneously.

(h) Property, plant and equipment

(i) Recognition and measurement

Items of property, plant and equipment are measured at cost, which includes capitalized borrowing costs, less accumulated depreciation and any accumulated impairment losses.

(Continued)

**WISTRON INFORMATION TECHNOLOGY AND SERVICES CORPORATION AND SUBSIDIARIES**  
**Notes to the Consolidated Financial Statements**

If significant parts of an item of property, plant and equipment have different useful lives, they are accounted for as separate items (major components) of property, plant and equipment.

Any gain or loss on disposal of an item of property, plant and equipment is recognized in profit or loss.

(ii) Subsequent expenditure

Subsequent expenditure is capitalized only when it is probable that the future economic benefits associated with the expenditure will flow to the Group.

(iii) Depreciation

Depreciation is calculated on the cost of an asset less its residual value and is recognized in profit or loss on a straight-line basis over the estimated useful lives of each component of an item of property, plant and equipment.

Land is not depreciated.

The estimated useful lives of property, plant and equipment for current and comparative periods are as follows:

- 1) Buildings and structures : 5 to 50 years
- 2) Computers and other equipment : 1 to 6 years
- 3) Office equipment : 5 to 6 years
- 4) Transportation equipment : 5 years
- 5) Lease improvements : 1 to 10 years
- 6) Lease equipment : 3 years

Depreciation methods, useful lives and residual values are reviewed at each reporting date and adjusted if appropriate.

(i) Leases

At inception of a contract, the Group assesses whether a contract is, or contains, a lease. A contract is, or contains, a lease if the contract conveys the right to control the use of an identified asset for a period of time in exchange for consideration.

As a lessee, the Group recognizes a right-of-use asset and a lease liability at the lease commencement date. The right-of-use asset is initially measured at cost, which comprises the initial amount of the lease liability adjusted for any lease payments made at or before the commencement date, plus any initial direct costs incurred and an estimate of costs to dismantle and remove the underlying asset or to restore the underlying asset or the site on which it is located, less any lease incentives received.

**WISTRON INFORMATION TECHNOLOGY AND SERVICES CORPORATION AND SUBSIDIARIES**  
**Notes to the Consolidated Financial Statements**

The right-of-use asset is subsequently depreciated using the straight-line method from the commencement date to the earlier of the end of the useful life of the right-of-use asset or the end of the lease term. In addition, the right-of-use asset is periodically reduced by impairment losses, if any, and adjusted for certain remeasurements of the lease liability.

The lease liability is initially measured at the present value of the lease payments that are not paid at the commencement date, discounted using the interest rate implicit in the lease or, if that rate cannot be reliably determined, the Group's incremental borrowing rate.

Lease payments included in the measurement of the lease liability comprise the following:

- 1) fixed payments, including in-substance fixed payments;
- 2) variable lease payments that depend on an index or a rate, initially measured using the index or rate as at the commencement date;
- 3) amounts expected to be payable under a residual value guarantee; and
- 4) payments for purchase or termination options that are reasonably certain to be exercised.

The lease liability is measured at amortized cost using the effective interest method. It is remeasured when:

- 1) there is a change in future lease payments arising from the change in an index or rate; or
- 2) there is a change in the Group's estimate of the amount expected to be payable under a residual value guarantee; or
- 3) there is a change in the assessment on whether it will exercise an option to purchase the underlying asset; or
- 4) there is a change in the assessment on lease term as to whether it will exercise an extension or terminated option; or
- 5) there are any lease modifications to the assets, scope and other terms of the lease.

When the lease liability is remeasured, other than lease modifications, a corresponding adjustment is made to the carrying amount of the right-of-use asset, or in profit and loss if the carrying amount of the right-of-use asset has been reduced to zero.

When the lease liability is remeasured to reflect the partial or full termination of the lease for lease modifications that decrease the scope of the lease, the Group accounts for the remeasurement of the lease liability by decreasing the carrying amount of the right-of-use asset to reflect the partial or full termination of the lease, and recognize in profit or loss any gain or loss relating to the partial or full termination of the lease.

The Group presents right-of-use assets that do not meet the definition of investment and lease liabilities as a separate line item respectively in the balance sheets.

(Continued)

**WISTRON INFORMATION TECHNOLOGY AND SERVICES CORPORATION AND SUBSIDIARIES**  
**Notes to the Consolidated Financial Statements**

The Group has elected not to recognize right-of-use assets and lease liabilities for short-term leases that have a lease term of 12 months or less and leases of low-value assets. The Group recognizes the lease payments associated with these leases as an expense on a straight-line basis over the lease term.

As a practical expedient, the Group elects not to assess whether all rent concessions that meets all the following conditions are lease modifications or not:

- the rent concessions occurring as a direct consequence of the COVID-19 pandemic;
- the change in lease payments that resulted in revised consideration for the lease that is substantially the same as, or less than, the consideration for the lease immediately preceding the change;
- any reduction in lease payments that affects only those payments originally due on, or before, June 30, 2022; and
- there is no substantive change in other terms and conditions of the lease.

In accordance with the practical expedient, the effect of the change in the lease liability is reflected in profit or loss in the period in which the event or condition that triggers the rent concession occurs.

(j) Intangible assets

(i) Recognition and measurement

Goodwill arising on the acquisition of subsidiaries is measured at cost less accumulated impairment losses.

Other intangible assets that are acquired by the Group and have finite useful lives are measured at cost less accumulated amortization and any accumulated impairment losses.

(ii) Subsequent expenditure

Subsequent expenditure is capitalized only when it increases the future economic benefits embodied in the specific asset to which it relates. All other expenditure is recognized in profit or loss as incurred.

(iii) Amortization

Amortization is calculated over the cost of the asset, less its residual value, and is recognized in profit or loss on a straight-line basis over the estimated useful lives of intangible assets, other than goodwill, from the date that they are available for use.

The estimated useful lives for current and comparative periods are as follows:

- Computer software 1~6 years

Amortization methods, useful lives and residual values are reviewed at each reporting date and adjusted if appropriate.

(Continued)

**WISTRON INFORMATION TECHNOLOGY AND SERVICES CORPORATION AND SUBSIDIARIES**  
**Notes to the Consolidated Financial Statements**

(k) Impairment of non-financial assets

At each reporting date, the Group reviews the carrying amounts of its non-financial assets (other than contract assets, deferred tax assets) to determine whether there is any indication of impairment. If any such indication exists, then the asset's recoverable amount is estimated. Goodwill is tested annually for impairment.

For impairment testing, assets are grouped together into the smallest group of assets that generates cash inflows from continuing use that are largely independent of the cash inflows of other assets or CGUs. Goodwill arising from a business combination is allocated to CGUs or groups of CGUs that are expected to benefit from the synergies of the combination.

The recoverable amount of an asset or CGU is the greater of its value in use and its fair value less costs to sell. An impairment loss is recognized if the carrying amount of an asset or CGU exceeds its recoverable amount.

Impairment losses are recognized in profit or loss. They are allocated first to reduce the carrying amount of any goodwill allocated to the CGU, and then to reduce the carrying amounts of the other assets in the CGU on a pro rata basis.

An impairment loss in respect of goodwill is not reversed. For other assets, an impairment loss is reversed only to the extent that the asset's carrying amount does not exceed the carrying amount that would have been determined, net of depreciation or amortization, if no impairment loss had been recognized.

(l) Revenue from contracts with customers

Revenue is measured based on the consideration to which the Group expects to be entitled in exchange for transferring goods or services to a customer. The Group recognizes revenue when it satisfies a performance obligation by transferring control of a good or a service to a customer. The accounting policies for the Group's main types of revenue are explained below:

(i) IT Consulting and Outsourcing services

The Group provides IT consulting and outsourcing services. Revenue is recognized in the accounting period in which the services are rendered. For fixed-price contracts, revenue is recognized based on the actual service provided to the end of the reporting period as a proportion of the total services to be provided. The proportion of services provided is determined based on the costs incurred to date as a proportion of the total estimated costs of the transaction.

Some contracts include multiple deliverables, such as system development and maintenance service. In most cases, an integration service is not included, and the transaction price will be allocated based on the stand-alone selling prices. Where these are not directly observable, they are estimated based on expected cost plus margin. If contracts include the installation of hardware, revenue for the hardware is recognized at a point in time when the hardware is delivered, the legal title has passed, and the customer has accepted the hardware.



**WISTRON INFORMATION TECHNOLOGY AND SERVICES CORPORATION AND SUBSIDIARIES**  
**Notes to the Consolidated Financial Statements**

Estimates of revenues, costs or extent of progress toward completion are revised if circumstances change. Any resulting increases or decreases in estimated revenues or costs are reflected in profit or loss in the period in which the circumstances that give rise to the revision become known by the management.

In case of fixed-price contracts, the customer pays the fixed amount based on a payment schedule. If the services rendered by the Group exceed the payment, a contract asset is recognized. If the payments exceed the services rendered, a contract liability is recognized.

(ii) Financing components

The Group does not expect to have any contracts where the period between the transfer of the promised goods or services to the customer and payment by the customer exceeds one year. As a consequence, the Group does not adjust any of the transaction prices for the time value of money.

(m) Government grants

In accordance with IAS No. 20 “Accounting for Government Grants and Disclosure of Government Assistance”, the Group recognizes government grants when there is reasonable assurance that the Group will follow the conditions and the grant will be received. The Group recognizes government grants in profit or loss according to a reasonable and systematic method to match its related costs during the period.

(n) Employee benefits

(i) Defined contribution plans

Obligations for contributions to defined contribution plans are expensed as the related service is provided. Prepaid contributions are recognized as an asset to the extent that a cash refund or a reduction in future payments is available.

(ii) Defined benefit plans

The Group’s net obligation in respect of defined benefit plans is calculated separately for each the plan by estimating the amount of future benefit that employees have earned in the current and prior periods, discounting that amount and deducting the fair value of any plan assets.

The calculation of defined benefit obligations is performed annually by a qualified actuary using the projected unit credit method. When the calculation results in a potential asset for the Group, the recognized asset is limited to the present value of economic benefits available in the form of any future refunds from the plan or reductions in future contributions to the plan. To calculate the present value of economic benefits, consideration is given to any applicable minimum funding requirements.

(Continued)

**WISTRON INFORMATION TECHNOLOGY AND SERVICES CORPORATION AND SUBSIDIARIES**  
**Notes to the Consolidated Financial Statements**

Remeasurements of the net defined benefit liability, which comprise actuarial gains and losses, the return on plan assets (excluding interest) and the effect of the asset ceiling (if any, excluding interest), are recognized immediately in other comprehensive income, and accumulated in retained earnings within equity. The Group determines the net interest expense (income) on the net defined benefit liability (asset) for the period by applying the discount rate used to measure the defined benefit obligation at the beginning of the annual period to the then-net defined benefit liability (asset). Net interest expense and other expenses related to defined benefit plans are recognized in profit or loss.

When the benefits of a plan are changed or when a plan is curtailed, the resulting change in benefit that relates to past service or the gain or loss on curtailment is recognized immediately in profit or loss. The Group recognizes gains and losses on the settlement of a defined benefit plan when the settlement occurs.

(iii) Short-term employee benefits

Short-term employee benefits are expensed as the related service is provided. A liability is recognized for the amount expected to be paid if the Group has a present legal or constructive obligation to pay this amount as a result of past service provided by the employee and the obligation can be estimated reliably.

(o) Share-based payment

The grant-date fair value of equity-settled share-based payment arrangements granted to employees is generally recognized as an expense, with a corresponding increase in equity, over the vesting period of the awards. The amount recognized as an expense is adjusted to reflect the number of awards for which the related service and non-market performance conditions are expected to be met, such that the amount ultimately recognized is based on the number of awards that meet the related service and non-market performance conditions at the vesting date.

For share-based payment awards with non-vesting conditions, the grant-date fair value of the share-based payment is measured to reflect such conditions and there is no true-up for differences between the expected and the actual outcomes.

Grant date of the share-based payment award is the date the Group inform their employees about the exercise price and shares.

(p) Income taxes

Income taxes comprise current taxes and deferred taxes. Except for expenses related to business combinations, or are recognized directly in equity or other comprehensive income, all current and deferred taxes shall be recognized in profit or loss.

Current taxes comprise the expected tax payables or receivables on the taxable profits (losses) for the year and any adjustment to the tax payable or receivable in respect of previous years. The amount of current tax payables or receivables are the best estimate of the tax amount expected to be paid or received that reflects uncertainty related to income taxes, if any. It is measured using tax rates enacted or substantively enacted at the reporting date.

(Continued)

**WISTRON INFORMATION TECHNOLOGY AND SERVICES CORPORATION AND SUBSIDIARIES**  
**Notes to the Consolidated Financial Statements**

Deferred taxes arise due to temporary differences between the carrying amounts of assets and liabilities for financial reporting purposes and their respective tax bases. Deferred taxes shall not be recognized for the below exceptions:

- (i) temporary differences on the initial recognition of assets and liabilities in a transaction that is not a business combination and that affects neither accounting nor taxable profits (losses) at the time of the transaction;
- (ii) temporary differences related to investments in subsidiaries, associates and joint arrangements to the extent that the Group is able to control the timing of the reversal of the temporary differences and it is probable that they will not reverse in the foreseeable future; and
- (iii) taxable temporary differences arising on the initial recognition of goodwill.

Deferred tax assets are recognized for the carry forward of unused tax losses, unused tax credits, and deductible temporary differences to the extent that it is probable that future taxable profits will be available against which they can be utilized. Deferred tax assets are reviewed at each reporting date and are reduced to the extent that it is no longer probable that the related tax benefits will be realized; such reductions are reversed when the probability of future taxable profits improves.

Deferred taxes are measured at the tax rates that are expected to be applied to temporary differences when they reverse, using tax rates enacted or substantively enacted at the reporting date.

Deferred tax assets and liabilities are offset if the following criteria are met:

- (i) the Group has a legally enforceable right to set off current tax assets against current tax liabilities; and
  - (ii) the deferred tax assets and the deferred tax liabilities relate to income taxes levied by the same taxation authority on either:
    - 1) the same taxable entity; or
    - 2) different taxable entities which intend to settle current tax assets and liabilities on a net basis, or to realize the assets and liabilities simultaneously, in each future period in which significant amounts of deferred tax liabilities or assets are expected to be settled or recovered.
- (q) Earnings per share

The Group discloses the Company's basic and diluted earnings per share attributable to ordinary shareholders of the Company. The calculation of basic earnings per share is based on the profit attributable to the ordinary shareholder of the Company divided by weighted-average number of ordinary shares outstanding. The calculation of diluted earnings per share is based on the profit attributable to ordinary shareholders of the Company, divided by weighted-average number of ordinary shares outstanding after adjustment for the effects of all dilutive potential ordinary shares, such as employee stock option and employees' profit sharing bonus.

(Continued)

**WISTRON INFORMATION TECHNOLOGY AND SERVICES CORPORATION AND SUBSIDIARIES**  
**Notes to the Consolidated Financial Statements**

(r) Operating segment

An operating segment is a component of the Group that engages in business activities from which it may earn revenues and incur expenses (including revenues and expenses relating to transactions with other components of the Group). Operating results of the operating segment are regularly reviewed by the Group's chief operating decision maker to make decisions about resources to be allocated to the segment and to assess its performance. Each operating segment consists of standalone financial information.

**(5) Significant accounting assumptions and judgments, and major sources of estimation uncertainty**

In preparing these consolidated financial statements, management has made judgments, estimates, and assumptions that affect the application of the accounting policies and the reported amount of assets, liabilities, income and expenses. Actual results may differ from these estimates.

The management continues to monitor the accounting estimates and assumptions. The management recognizes any changes in accounting estimates during the period and the impact of those changes in accounting estimates in the following period.

Information about critical judgments in applying the accounting policies that do not have significant effects on the amounts recognized in the consolidated financial statements.

Information about assumptions and estimation uncertainties that have a significant risk of resulting in a material adjustment to the carrying amounts of assets and liabilities within the next financial year is as follows. Those assumptions and estimation have been updated to reflect the impact of COVID-19 pandemic by valuation of notes and accounts receivable.

The Group has estimated the loss allowance of notes and accounts receivable based on the risk of a default occurring and the rate of expected credit loss. The Group has considered historical experience, current economic conditions and forward-looking information at the reporting date to determine the expected credit loss rate to be used in calculating the impairments.

However, in the face of future economic trends, the Group may cause changes in the expected credit loss rate, and may cause losses in the future or reverse the recognized credit losses.

The allowance loss for notes and accounts receivable please refer to Note 6(c).

**(6) Explanation of significant accounts**

(a) Cash and cash equivalents

	<b>December 31, 2021</b>	<b>December 31, 2020</b>
Cash on hand	\$ 403	537
Demand and checking deposits	876,842	791,451
Time deposits	-	383,314
Cash and cash equivalents in the consolidated statement of cash flows	<b>\$ 877,245</b>	<b>1,175,302</b>

(Continued)

**WISTRON INFORMATION TECHNOLOGY AND SERVICES CORPORATION AND SUBSIDIARIES**  
**Notes to the Consolidated Financial Statements**

Please refer to Note 6(q) for the currency rate risk and sensitivity analysis of the financial assets of the Group.

(b) Non-current financial assets at fair value through other comprehensive income

The Group designated the investments as equity securities as at fair value through other comprehensive income because these equity securities represent those investments that the Group intends to hold for long-term for strategic purposes. The Group recognized the dividend income of \$260 as financial assets at fair value through other comprehensive in 2020. In addition, the Group sold its shares, with a fair value of \$18,000 (including securities transaction tax) as of September 18, 2020, resulting in the Group to recognize the net loss of \$17,454, which was reclassified from other comprehensive income to retained earnings.

(c) Notes and accounts receivable (including related parties)

	<b>December 31, 2021</b>	<b>December 31, 2020</b>
Notes receivable	\$ 55,723	76,089
Accounts receivable	2,064,319	1,404,965
Accounts receivable-related parties	38,159	16,964
Less: Loss allowance	(27,142)	(30,093)
	<b>\$ 2,131,059</b>	<b>1,467,925</b>

The Group applies the simplified approach to provide for its expected credit losses, i.e. the use of lifetime expected loss provision for all receivables. To measure the expected credit losses, accounts receivable has been grouped based on shared credit risk characteristics and days past due, as well as the incorporated forward-looking information.

The loss allowance provision was determined as follows:

	<b>December 31, 2021</b>		
	<b>Gross carrying amount</b>	<b>Weighted- average expected credit loss rate</b>	<b>Lifetime expected credit loss allowance</b>
Not overdue	\$ 1,659,674	0~100%	3,992
Overdue within 30 days	197,963	0~0.757%	2,844
Overdue 31~120 days	248,723	0~100%	6,807
Overdue 121~180 days	31,976	0~100%	5,010
Overdue 181~365 days	19,286	0~100%	7,910
Overdue more than 365 days	579	100%	579
	<b>\$ 2,158,201</b>		<b>27,142</b>

(Continued)

**WISTRON INFORMATION TECHNOLOGY AND SERVICES CORPORATION AND SUBSIDIARIES**  
**Notes to the Consolidated Financial Statements**

	December 31, 2020		
	Gross carrying amount	Weighted- average expected credit loss rate	Lifetime expected credit loss allowance
Not overdue	\$ 1,222,659	0~100%	5,023
Overdue within 30 days	98,127	0~0.798%	412
Overdue 31~120 days	155,446	0~100%	15,074
Overdue 121~180 days	15,837	0~100%	4,486
Overdue 181~365 days	5,949	0~100%	5,098
	<b>\$ 1,498,018</b>		<b>30,093</b>

The movements in the allowance for notes and accounts receivable were as follow:

	2021	2020
Balance as of January 1	\$ 30,093	14,606
Impairment losses recognized	(2,281)	28,386
Amount written off	-	(13,240)
Effect of changes in foreign exchange rate	(670)	341
Balance as of December 31	<b>\$ 27,142</b>	<b>30,093</b>

As of December 31, 2021 and 2020, the notes and accounts receivable were not discounted and pledged.

(d) Property, plant and equipment

The movements in cost and accumulated depreciation of property, plant and equipment were as follows:

	Land	Buildings and structures	Computers and other equipment	Transportation equipment	Office equipment	Lease improvements	Lease equipment	Construction in progress and testing equipment	Total
<b>Cost :</b>									
Balance as of January 1, 2021	\$ 185,913	561,994	97,797	-	48,463	39,308	504	856	934,835
Additions	4,943	10,004	28,787	3,940	2,690	9,432	-	-	59,796
Reclassification (Note)	-	-	-	-	-	-	-	(73)	(73)
Disposals	-	-	(5,139)	-	(1,462)	(8,201)	(504)	-	(15,306)
Effect of changes in foreign exchange rates	-	(1,200)	(869)	7	(532)	(1,323)	-	(4)	(3,921)
Balance as of December 31, 2021	<b>\$ 190,856</b>	<b>570,798</b>	<b>120,576</b>	<b>3,947</b>	<b>49,159</b>	<b>39,216</b>	<b>-</b>	<b>779</b>	<b>975,331</b>
Balance as of January 1, 2020	\$ 185,913	558,525	99,488	-	46,998	51,502	504	6,019	948,949
Additions	-	-	10,562	-	862	1,309	-	-	12,733
Reclassification (Note)	-	-	-	-	935	3,855	-	(5,143)	(353)
Disposals	-	-	(12,652)	-	(755)	(17,253)	-	-	(30,660)
Effect of changes in foreign exchange rates	-	3,469	399	-	423	(105)	-	(20)	4,166
Balance as of December 31, 2020	<b>\$ 185,913</b>	<b>561,994</b>	<b>97,797</b>	<b>-</b>	<b>48,463</b>	<b>39,308</b>	<b>504</b>	<b>856</b>	<b>934,835</b>

(Continued)

**WISTRON INFORMATION TECHNOLOGY AND SERVICES CORPORATION AND SUBSIDIARIES**  
**Notes to the Consolidated Financial Statements**

	<u>Land</u>	<u>Buildings and structures</u>	<u>Computers and other equipment</u>	<u>Transportation equipment</u>	<u>Office equipment</u>	<u>Lease improvements</u>	<u>Lease equipment</u>	<u>Construction in progress and testing equipment</u>	<u>Total</u>
<b>Accumulated depreciation :</b>									
Balance as of January 1, 2021	\$ -	25,367	58,877	-	13,998	25,588	504	-	124,334
Depreciation	-	18,248	20,201	591	8,509	4,602	-	-	52,151
Disposals	-	-	(4,703)	-	(941)	(7,187)	(504)	-	(13,335)
Effect of changes in foreign exchange rates	-	(42)	(558)	1	(234)	(839)	-	-	(1,672)
Balance as of December 31, 2021	\$ -	<u>43,573</u>	<u>73,817</u>	<u>592</u>	<u>21,332</u>	<u>22,164</u>	<u>-</u>	<u>-</u>	<u>161,478</u>
Balance as of January 1, 2020	\$ -	7,413	52,500	-	5,784	29,392	504	-	95,593
Depreciation	-	17,739	17,931	-	8,505	13,186	-	-	57,361
Disposals	-	-	(11,785)	-	(446)	(16,852)	-	-	(29,083)
Effect of changes in foreign exchange rates	-	215	231	-	155	(138)	-	-	463
Balance as of December 31, 2020	\$ -	<u>25,367</u>	<u>58,877</u>	<u>-</u>	<u>13,998</u>	<u>25,588</u>	<u>504</u>	<u>-</u>	<u>124,334</u>
<b>Carrying value :</b>									
Balance as of December 31, 2021	\$ <u>190,856</u>	<u>527,225</u>	<u>46,759</u>	<u>3,355</u>	<u>27,827</u>	<u>17,052</u>	<u>-</u>	<u>779</u>	<u>813,853</u>
Balance as of December 31, 2020	\$ <u>185,913</u>	<u>536,627</u>	<u>38,920</u>	<u>-</u>	<u>34,465</u>	<u>13,720</u>	<u>-</u>	<u>856</u>	<u>810,501</u>
Balance as of January 1, 2020	\$ <u>185,913</u>	<u>551,112</u>	<u>46,988</u>	<u>-</u>	<u>41,214</u>	<u>22,110</u>	<u>-</u>	<u>6,019</u>	<u>853,356</u>

Note: Reclassifications are mainly transferring to prepayments.

As of December 31, 2021 and 2020, the property, plant and equipment were pledged, please refer to Note 8.

(e) Right-of-use assets

The Group leases buildings and structures and transportation equipment. The movements in right-of-use assets were as follows:

	<u>Buildings and structures</u>	<u>Transportation equipment</u>	<u>Total</u>
<b>Cost:</b>			
Balance as of January 1, 2021	\$ 85,268	1,603	86,871
Additions	33,347	-	33,347
Disposals	(20,911)	(278)	(21,189)
Effect of changes in foreign exchange rates	(9,090)	(2)	(9,092)
Balance as of December 31, 2021	\$ <u>88,614</u>	<u>1,323</u>	<u>89,937</u>
Balance as of January 1, 2020	\$ 91,830	1,599	93,429
Depreciation	31,648	-	31,648
Disposals	(38,912)	-	(38,912)
Effect of changes in foreign exchange rates	702	4	706
Balance as of December 31, 2020	\$ <u>85,268</u>	<u>1,603</u>	<u>86,871</u>

(Continued)

**WISTRON INFORMATION TECHNOLOGY AND SERVICES CORPORATION AND SUBSIDIARIES**  
**Notes to the Consolidated Financial Statements**

	<u>Buildings and structures</u>	<u>Transportation equipment</u>	<u>Total</u>
<b>Accumulated depreciation:</b>			
Balance as of January 1, 2021	\$ 31,790	781	32,571
Depreciation	27,495	527	28,022
Disposals	(20,083)	(278)	(20,361)
Effect of changes in foreign exchange rates	(8,034)	(1)	(8,035)
Balance as of December 31, 2021	<u>\$ 31,168</u>	<u>1,029</u>	<u>32,197</u>
Balance as of January 1, 2020	\$ 28,627	223	28,850
Depreciation	39,632	555	40,187
Disposals	(36,632)	-	(36,632)
Effect of changes in foreign exchange rates	163	3	166
Balance as of December 31, 2020	<u>\$ 31,790</u>	<u>781</u>	<u>32,571</u>
<b>Carrying amount:</b>			
Balance as of December 31, 2021	<u>\$ 57,446</u>	<u>294</u>	<u>57,740</u>
Balance as of December 31, 2020	<u>\$ 53,478</u>	<u>822</u>	<u>54,300</u>
Balance as of January 1, 2020	<u>\$ 63,203</u>	<u>1,376</u>	<u>64,579</u>

(f) Intangible assets

The movements in intangible assets were as follows:

	<u>Software</u>	<u>Goodwill</u>	<u>Total</u>
<b>Cost:</b>			
Balance as of January 1, 2021	\$ 55,909	19,349	75,258
Additions	14,835	-	14,835
Reclassification	1,936	-	1,936
Effect of changes in foreign exchange rates	(293)	(2,460)	(2,753)
Balance as of December 31, 2021	<u>\$ 72,387</u>	<u>16,889</u>	<u>89,276</u>
Balance as of January 1, 2020	\$ 49,062	19,377	68,439
Additions	5,539	-	5,539
Reclassification	1,109	-	1,109
Disposals	(25)	-	(25)
Effect of changes in foreign exchange rates	224	(28)	196
Balance as of December 31, 2020	<u>\$ 55,909</u>	<u>19,349</u>	<u>75,258</u>

(Continued)



**WISTRON INFORMATION TECHNOLOGY AND SERVICES CORPORATION AND SUBSIDIARIES**  
**Notes to the Consolidated Financial Statements**

	<u>Software</u>	<u>Goodwill</u>	<u>Total</u>
<b>Accumulated amortization:</b>			
Balance as of January 1, 2021	\$ 42,388	-	42,388
Amortization	8,163	-	8,163
Effect of changes in foreign exchange rates	(190)	-	(190)
Balance as of December 31, 2021	<u>\$ 50,361</u>	<u>-</u>	<u>50,361</u>
Balance as of January 1, 2020	\$ 36,403	-	36,403
Amortization	5,843	-	5,843
Disposals	(25)	-	(25)
Effect of changes in foreign exchange rates	167	-	167
Balance as of December 31, 2020	<u>\$ 42,388</u>	<u>-</u>	<u>42,388</u>
<b>Carrying value:</b>			
Balance as of December 31, 2021	<u>\$ 22,026</u>	<u>16,889</u>	<u>38,915</u>
Balance as of December 31, 2020	<u>\$ 13,521</u>	<u>19,349</u>	<u>32,870</u>
Balance as of January 1, 2020	<u>\$ 12,659</u>	<u>19,377</u>	<u>32,036</u>

- (i) For the years ended December 31, 2021 and 2020, the amortization of intangible assets is included in the cost of sales and operating expenses in the statement of comprehensive income.
- (ii) Impairment testing for goodwill

Goodwill arising from the acquisition of Adcreation Co., Ltd on October 1, 2011, and merged into Osaka sector. The amount of goodwill was JPY 70,081 thousand, mainly comes from the existing customers of Adcreation Co., Ltd will bring the benefits from the growth of revenue in Japan. According to IAS 36, goodwill acquired in a business combination is tested for impairment at least annually. For the purposes of impairment testing, goodwill is allocated to each of the acquirer's cash-generating units, that are expected to benefit from the synergies of the combination. Osaka sector itself is a separate cash-generating unit that can generate independent cash inflows; therefore, goodwill is tested for impairment by comparing the recoverable amount of Osaka sector with its carrying amount to determine whether an impairment loss should be recognized.

The Equity Value Analysis Report issued by an expert engaged by the Group had been prepared based on Adcreation Co., Ltd's financial forecast covering 2012 to 2016. The projection of operating revenue over the forecast period was made based on the sales plan forecast. Therefore, the consolidated financial statements mainly evaluate and illustrate whether the actual operating revenue achieves the forecast operating revenue for the years ended December 31, 2021 and 2020.

According to the impairment test results of the Group, the recoverable amount determined based on a value in use for the cash-generating unit is greater than the carrying amount. Therefore, no impairment loss should be recognized.

(Continued)

**WISTRON INFORMATION TECHNOLOGY AND SERVICES CORPORATION AND SUBSIDIARIES**  
**Notes to the Consolidated Financial Statements**

The recoverable amount had been determined based on a value in use for the cash-generating unit. The key assumptions used in the estimation were as follows:

- 1) The future cash flow was based on the financial budget for the next 5 years which was approved by the management. For the future cash flow farther than 5 years in the future, the estimated growth rate is 0%.
- 2) For the estimate of profit before tax, interest and amortization during the financial budget period, was based on expectation of future operations, considering past experience, to adjusted for the anticipated revenue growth. Revenue growth was projected considering the average growth levels experienced over the past years, and the estimated project volume and price growth for the next five years. The sales price for the next five years is assumed to be slightly higher than the expected inflation rate increase.
- 3) The Group estimated the discount rate before tax based on the weighted average cost of capital. The discount rate before tax for the recoverable amount was as follows:

	<b>December 31, 2021</b>	<b>December 31, 2020</b>
Discount rate	25.36 %	29.66 %

(g) Other current assets and other non-current assets

(i) Other current assets

	<b>December 31, 2021</b>	<b>December 31, 2020</b>
Refundable deposits	\$ 18,783	16,536
Temporary payment	1,618	896
	<b>\$ 20,401</b>	<b>17,432</b>

(ii) Other non-current assets

	<b>December 31, 2021</b>	<b>December 31, 2020</b>
Refundable deposits	\$ 13,544	11,640
Prepayment for equipment	104	3,896
	<b>\$ 13,648</b>	<b>15,536</b>

- (iii) For the years ended December 31, 2021 and 2020, the other current assets and other non-current assets were not pledged.

**WISTRON INFORMATION TECHNOLOGY AND SERVICES CORPORATION AND SUBSIDIARIES**  
**Notes to the Consolidated Financial Statements**

(h) Bank loans

(i) Short-term loans

	<b>December 31, 2021</b>	<b>December 31, 2020</b>
Unsecured bank loans	<b>\$ 107,230</b>	-
Unused bank credit lines	<b>\$ 1,994,485</b>	<b>1,830,056</b>
Range of interest rates	<b>0.51%~0.7%</b>	-

(ii) Long-term loans

<b>December 31, 2021</b>			
	<b>CNY (thousand)</b>	<b>Expiration</b>	<b>Amount</b>
Secured bank loans	\$ 14,676	2022.1~2028.10	63,817
Less: current portion	(1,903)		(8,274)
	<b>\$ 12,773</b>		<b>55,543</b>
Unused bank credit lines	-		-
Range of interest rates			<b>4.00%</b>

<b>December 31, 2020</b>			
	<b>CNY (thousand)</b>	<b>Expiration</b>	<b>Amount</b>
Secured bank loans	\$ 16,504	2021.1~2028.10	72,107
Less: current portion	(1,827)		(7,984)
	<b>\$ 14,677</b>		<b>64,123</b>
Unused bank credit lines	-		-
Range of interest rates			<b>4.00%</b>

As December 31, 2021, the details of the future repayment period of the long-term loans were as follows:

<b>Period</b>	<b>Amount</b>
Within one year	\$ 8,274
Between one and five years	36,653
Over five years	18,890
	<b>\$ 63,817</b>

(iii) For the collateral for bank loans, please refer to Note 8.

**WISTRON INFORMATION TECHNOLOGY AND SERVICES CORPORATION AND SUBSIDIARIES**  
**Notes to the Consolidated Financial Statements**

(i) Lease liabilities

The carrying amounts of lease liabilities were as follow:

	<u>December 31,</u> <u>2021</u>	<u>December 31,</u> <u>2020</u>
Current	\$ <u>26,453</u>	<u>23,150</u>
Non-current	\$ <u>27,417</u>	<u>25,721</u>

For the maturity analysis, please refer to Note 6(q).

The amount recognized in profit or loss were as follows:

	<u>2021</u>	<u>2020</u>
Interest expenses on lease liabilities	\$ <u>1,771</u>	<u>1,841</u>
Expenses relating to short-term leases	\$ <u>13,035</u>	<u>3,927</u>
Expenses relating to leases of low-value assets (excluding short-term leases of low-value assets)	\$ <u>10,954</u>	<u>9,127</u>
COVID-19 related rent concessions (recognized as deduction of rent expense)	\$ <u>-</u>	<u>(729)</u>

The amounts recognized in the statement of cash flows for the Group was as follows:

	<u>2021</u>	<u>2020</u>
Total cash outflow for leases	\$ <u>52,551</u>	<u>54,305</u>

(i) Leases of buildings and structures

As of December 31, 2021, the Group leases buildings and structures for its office space. The leases of office space run for a period of 1 to 10 years.

(ii) Other leases

The Group lease some office space and equipment. These leases are short-term or leases of low-value items. The Group has selected not to recognize right-of-use assets and lease liabilities for these leases.

**WISTRON INFORMATION TECHNOLOGY AND SERVICES CORPORATION AND SUBSIDIARIES**  
**Notes to the Consolidated Financial Statements**

(j) Employee benefits

(i) Defined benefit plans

Reconciliation of defined benefit obligation at present value and plan asset at fair value were as follows:

	<u>December 31,</u> <u>2021</u>	<u>December 31,</u> <u>2020</u>
Present value of the defined benefit obligations	\$ 42,487	43,650
Fair value of plan assets	<u>(27,314)</u>	<u>(27,585)</u>
Net defined benefit liabilities	<u>\$ 15,173</u>	<u>16,065</u>

The Group makes defined benefit plan contributions to the pension fund account in the Bank of Taiwan that provides pensions for employees upon retirement. Plans (covered by the Labor Standards Law) entitle a retired employee to receive retirement benefits based on years of service and average salary prior to six months of retirement.

1) Composition of plan assets

The Group allocates pension funds in accordance with the Regulations for Revenues, Expenditures, Safeguard and Utilization of the Labor Retirement Fund, and such funds are managed by the Bureau of Labor Funds, Ministry of Labor. With regard to the utilization of the funds, minimum earnings shall be no less than the earnings attainable from two-year time deposits with interest rates offered by local banks.

The Group's labor pension reserve account balance in the Bank of Taiwan amounted to \$27,314 as of December 31, 2021. For information on the utilization of the labor pension fund assets, including the asset allocation and yield of the fund, please refer to the website of the Bureau of Labor Funds, Ministry of Labor.

2) Movements at present value of the defined benefit obligations

For the years ended December 31, 2021 and 2020, the movements at the present value of the defined benefit obligations for the Group were as follows:

	<u>2021</u>	<u>2020</u>
Defined benefit obligations at January 1	\$ 43,650	42,954
Current service costs and interest cost	1,183	1,280
Remeasurements of the net defined benefit liability:		
– Actuarial loss arising from changes in financial assumptions	-	2,458
– Actuarial gain arising from experience adjustments	(1,129)	(1,499)
Benefits paid	<u>(1,217)</u>	<u>(1,543)</u>
Defined benefit obligations at December 31	<u>\$ 42,487</u>	<u>43,650</u>

(Continued)

**WISTRON INFORMATION TECHNOLOGY AND SERVICES CORPORATION AND SUBSIDIARIES**  
**Notes to the Consolidated Financial Statements**

3) Movements at fair value of the defined benefit plan assets

For the years ended December 31, 2021 and 2020, the movements at fair value of the defined benefit plan assets for the Group were as follows:

	<u>2021</u>	<u>2020</u>
Fair value of plan assets at January 1	\$ 27,585	27,579
Expected return on plan assets	162	291
Remeasurements of the net defined benefit liability:		
– Return on plan assets	334	818
Amounts contributed to plan	450	440
Benefits paid	<u>(1,217)</u>	<u>(1,543)</u>
Fair value of plan assets at December 31	<u><u>\$ 27,314</u></u>	<u><u>27,585</u></u>

4) Expenses recognized in profit or loss

The expenses recognized in profit or loss for the Group were as follows:

	<u>2021</u>	<u>2020</u>
Current service costs	\$ 922	819
Interest cost	261	461
Expected return on plan assets	<u>(162)</u>	<u>(291)</u>
	<u><u>\$ 1,021</u></u>	<u><u>989</u></u>
	<u>2021</u>	<u>2020</u>
Cost of sales	\$ 227	216
Selling expenses	40	34
Administration expenses	<u>754</u>	<u>739</u>
	<u><u>\$ 1,021</u></u>	<u><u>989</u></u>

5) Remeasurements of the net defined benefit liability recognized in other comprehensive income

For the years ended December 31, 2021 and 2020, the remeasurements of the net defined benefit liability recognized in other comprehensive income were as follows:

	<u>2021</u>	<u>2020</u>
Accumulated amount at January 1	\$ 7,159	7,018
Recognized during the period	<u>(1,463)</u>	<u>141</u>
Accumulated amount at December 31	<u><u>\$ 5,696</u></u>	<u><u>7,159</u></u>

**WISTRON INFORMATION TECHNOLOGY AND SERVICES CORPORATION AND SUBSIDIARIES**  
**Notes to the Consolidated Financial Statements**

6) Actuarial assumptions

The principal actuarial assumptions at the reporting date were as follows:

	<b>December 31, 2021</b>	<b>December 31, 2020</b>
Discount rate	0.625 %	0.625 %
Future salary increase rate	3.000 %	3.000 %

Expected contribution to the defined benefit pension plan of the Group for the one-year period after the reporting date is \$444. The weighted average lifetime of the defined benefit plans is 15.05 years.

7) Sensitivity analysis

As of December 31, 2021, and 2020, the changes in main actuarial assumptions might have an impact on the present value of the defined benefit obligation as follows:

	<b>Influences of defined benefit obligations</b>	
	<b>Increase</b>	<b>Decrease</b>
December 31, 2021		
Discount rate (0.25%)	\$ (1,108)	1,148
Future salary increase rate (0.25%)	1,103	(1,069)
December 31, 2020		
Discount rate (0.25%)	(1,256)	1,306
Future salary increase rate (0.25%)	1,258	(1,212)

There is no change in other assumptions when performing the aforementioned sensitivity analysis. In practice, assumptions may be interactive with each other. The method used on sensitivity analysis is consistent with the calculation on the net pension liabilities.

There is no change in the method and assumptions used in the preparation of sensitivity analysis for 2021 and 2020.

(ii) Defined contribution plans

The Group set aside 6% of the contribution rate of the employee's monthly wages to the Labor Pension personal account of the Bureau of Labor Insurance in accordance with the provisions of the Labor Pension Act. The Group set aside a fixed amount to the Bureau of Labor Insurance without the payment of additional legal or constructive obligations.

The foreign entities of the Group are in accordance with local regulations and are recognized as pension.

The Group set aside \$261,905 and \$91,054 of the pension under the pension plan costs to the Bureau of Labor Insurance for the years ended December 31, 2021 and 2020, respectively.

(Continued)

**WISTRON INFORMATION TECHNOLOGY AND SERVICES CORPORATION AND SUBSIDIARIES**  
**Notes to the Consolidated Financial Statements**

(k) Income tax

(i) Income tax expense

The components of income tax expense for the years ended December 31, 2021 and 2020 were as follows:

	<u>2021</u>	<u>2020</u>
Current tax expense	\$ 69,843	91,626
Deferred tax benefit	(10,345)	(8,221)
Income tax expense	<u>\$ 59,498</u>	<u>83,405</u>

There is no income tax recognized directly in equity or other comprehensive income for the years ended December 31, 2021 and 2020.

Reconciliation of income tax expenses and profit before tax for the years ended December 31, 2021 and 2020 were as follows:

	<u>2021</u>	<u>2020</u>
Profit before tax	\$ 515,132	549,294
Estimated income tax calculated using the Company's domestic tax rate	103,026	109,859
Effect of tax rates in foreign jurisdiction	(47)	(3,234)
Prior-period tax adjustments	(5,062)	(3,337)
Additional tax on Undistributed earnings	5,264	5,252
Change in unrecognized temporary differences	(13,597)	(26,105)
Deduction of research expenses	(36,190)	(21,510)
Others	6,104	22,480
	<u>\$ 59,498</u>	<u>83,405</u>

(ii) Deferred tax assets and liabilities

1) Unrecognized deferred tax liabilities

The Group is able to control the timing of the reversal of the temporary differences associated with investments in subsidiaries as of December 31, 2021 and 2020. Also, management considers it probable that the temporary differences will not reverse in the foreseeable future. Hence, such temporary differences are not recognized under deferred tax liabilities. Details are as follows:

	<u>December 31, 2021</u>	<u>December 31, 2020</u>
Aggregate amount of temporary differences related to investments in subsidiaries	\$ 1,389,653	1,098,294
Unrecognized deferred tax liabilities	<u>\$ 277,931</u>	<u>219,659</u>

(Continued)



**WISTRON INFORMATION TECHNOLOGY AND SERVICES CORPORATION AND SUBSIDIARIES**  
**Notes to the Consolidated Financial Statements**

2) Unrecognized deferred tax assets

	<b>December 31, 2021</b>	<b>December 31, 2020</b>
The carryforward of unused tax losses	<b>\$ 2,048</b>	<b>-</b>

According to the Income Tax Act, the operating loss as examined and assessed by the local tax authorities can be carried forward for use as a deduction from taxable income over a period of prior years. Deferred tax assets have not been recognized in respect of these items because it is not probable that future taxable profit will be available against which the Group can utilize the benefits therefrom.

As of December 31, 2021, the information of the Group's unutilized business losses for which no deferred tax assets were recognized are as follows:

<b>Years of loss</b>	<b>Unutilized business loss</b>	<b>Expiry year</b>
2021	<b>\$ 2,048</b>	2026

3) Recognized deferred tax assets and liabilities

The movements in deferred tax assets and liabilities for 2021 and 2020 were as follows:

**Deferred Tax Assets:**

	<b>Tax loss carryforward</b>	<b>Accrued expense</b>	<b>Loss allowance</b>	<b>Others</b>	<b>Total</b>
Balance as of January 1, 2021	\$ -	5,686	10,310	6,479	22,475
Recognized in profit or loss	-	2,737	(3,020)	(2,003)	(2,286)
Balance as of December 31, 2021	<b>\$ -</b>	<b>8,423</b>	<b>7,290</b>	<b>4,476</b>	<b>20,189</b>
Balance as of January 1, 2020	\$ 424	11,678	3,619	6,727	22,448
Recognized in profit or loss	(424)	(5,992)	6,691	(248)	27
Balance as of December 31, 2020	<b>\$ -</b>	<b>5,686</b>	<b>10,310</b>	<b>6,479</b>	<b>22,475</b>

**Deferred Tax Liabilities:**

	<b>Recognized share of gain of subsidiaries accounted for equity method</b>	<b>Unearned revenue</b>	<b>Others</b>	<b>Total</b>
Balance as of January 1, 2021	\$ 61,993	26,500	11,385	99,878
Recognized in profit or loss	722	(8,539)	(4,814)	(12,631)
Balance as of December 31, 2021	<b>\$ 62,715</b>	<b>17,961</b>	<b>6,571</b>	<b>87,247</b>
Balance as of January 1, 2020	\$ 60,164	39,684	8,224	108,072
Recognized in profit or loss	1,829	(13,184)	3,161	(8,194)
Balance as of December 31, 2020	<b>\$ 61,993</b>	<b>26,500</b>	<b>11,385</b>	<b>99,878</b>

(Continued)

**WISTRON INFORMATION TECHNOLOGY AND SERVICES CORPORATION AND SUBSIDIARIES**  
**Notes to the Consolidated Financial Statements**

(iii) The Company's corporate income tax returns for the year through 2019 were assessed by the local tax authorities.

(l) Capital and other equity

As of December 31, 2021 and 2020, the Group's authorized common stock were 120,000 thousand shares with a par value of \$10 dollars per share, amounting to \$1,200,000, of which 66,921 thousand shares and 66,708 thousand shares, respectively, were issued. And the capital surplus were \$669,211 and \$667,083. All proceeds from shares issued have been collected.

Reconciliations of shares issued for the years ended December 31, 2021 and 2020 were as follows:

	<b>Common stock (in thousands)</b>	
	<b>2021</b>	<b>2020</b>
Balance as of January 1	66,708	66,401
New share issued through employees' profit sharing bonus	213	307
Balance as of December 31	<b>66,921</b>	<b>66,708</b>

(i) Common stock

On March 10, 2021, the Company's Board of Directors approved a resolution to distribute the employees' profit sharing bonus amounting to \$20,000, consisting of 213 thousand shares. The application of the capital increase was approved by the Financial Supervisory Commission. The date of capital increase was resolved to be May 24, 2021, by the Board of Directors. The relevant registration procedures had been completed.

On March 27, 2020, the Company's Board of Directors approved a resolution to distribute the employees' profit sharing bonus amounting to \$20,000, consisting of 307 thousand shares. The application of the capital increase was approved by the Financial Supervisory Commission. The date of capital increase was resolved to be May 20, 2020, by the Board of Directors. The relevant registration procedures had been completed.

(ii) Capital surplus

The details of capital surplus at the reporting date were as follows:

	<b>December 31, 2021</b>	<b>December 31, 2020</b>
A premium issuance of common shares for cash	\$ 747,647	729,775
Transaction of treasury shares	23,204	23,204
Earnings from donated assets received	26	26
	<b>\$ 770,877</b>	<b>753,005</b>

(Continued)

**WISTRON INFORMATION TECHNOLOGY AND SERVICES CORPORATION AND SUBSIDIARIES**  
**Notes to the Consolidated Financial Statements**

According to the R.O.C. Company Act, capital surplus can only be used to offset a deficit, and only the realized capital surplus can be used to increase the common stock or be distributed as cash dividends. The aforementioned realized capital surplus includes capital surplus resulting from premium on issuance of capital stock and earnings from donated assets received. According to the Regulations Governing the Offering and Issuance of Securities by Securities Issuers, capital increases by transferring capital surplus in excess of par value should not exceed 10% of the total common stock outstanding.

On March 10, 2021 and March 27, 2020, the Company's Board of Directors approved a resolution to distribute employees' profit sharing bonus consisting of 213 thousand shares and 307 thousand shares. The amount of stock premium was \$17,872 and \$16,928.

(iii) Retained earning

The Company's Articles of Incorporation stipulate that the Company's net earnings should first be used to offset the prior years' deficits, if any, after paying any income taxes. Of the remaining balance, 10% is to be appropriated as legal reserve until the accumulated legal reserve equals the Company's capital; and also set aside special capital reserve in accordance with relevant regulations or as requested by the authorities. Any balance left over and the beginning balance of retaining earnings shall be distributed by way of cash or stock dividends; and the ratio for all dividends shall exceed 5% of the remaining earnings. The Company's appropriations of earnings are approved in the meeting of the Board of Directors and are presented for approval in the Company's shareholders' meeting.

The Company considers that the current industrial development of the Company is in a stage of stable growth. In order to cooperate with the Company's long-term capital planning for sustainable operation and stable growth, the Company adopts the residual dividend policy. The annual cash dividends paid shall not be less than 10% of the total cash dividends and stock dividends.

1) Legal reserve

If the Company experienced profit for the year, the meeting of shareholders may decide on the distribution of the legal reserve either by new shares or by cash of up to 25% of the actual share capital.

2) Special reverse

In accordance with the FSC, a portion of current period earnings and undistributed prior period earnings shall be reclassified as a special earnings reserve during earnings distribution. The amount to be reclassified should be equal to the total net reduction of current period of other shareholders' equity. Similarly, a portion of undistributed prior period earnings shall be reclassified as a special earnings reserve (and does not qualify for earnings distribution) to account for cumulative changes to other shareholders' equity pertaining to prior periods. Amounts of subsequent reversals pertaining to the net reduction of other shareholders' equity shall qualify for additional distributions.

(Continued)

**WISTRON INFORMATION TECHNOLOGY AND SERVICES CORPORATION AND SUBSIDIARIES**  
**Notes to the Consolidated Financial Statements**

3) Appropriations of earnings

The appropriations of earning for 2020 and 2019 had been approved by the shareholders' meetings held on July 23, 2021 and June 22, 2020, respectively. The appropriations and dividends were as follows:

	<b>2020</b>	<b>2019</b>
Cash dividends	<b>\$ 328,752</b>	<b>212,484</b>

4) Treasury shares

a) The Company repurchased its own common stock as treasury shares in order to motivate and improve the operating performance of its employees in accordance with the requirements under section 28(2) of the Securities and Exchange Act.

The repurchase period is from March 30 to May 29, 2020. As of December 31, 2021, the repurchased treasury shares were 958 thousand shares in total. Shares transferred to employees were 0 thousand shares. Therefore, the shares of treasury shares held were 958 shares.

b) Treasury stock cannot be pledged for debts, and treasury shares do not carry any shareholder rights until it is transferred.

(iv) Other equity interest, net of tax

	<b>Exchange differences on translation of foreign financial statements</b>	<b>Unrealized gains (losses) from financial assets measured at fair value through other comprehensive income</b>	<b>Total</b>
Balance as of January 1, 2021	\$ (81,212)	-	(81,212)
Foreign currency translation differences	(25,841)	-	(25,841)
Balance as of December 31, 2021	<b>\$ (107,053)</b>	<b>-</b>	<b>(107,053)</b>
Balance as of January 1, 2020	\$ (102,909)	(22,188)	(125,097)
Foreign currency transaction differences	21,697	-	21,697
Unrealized gains (losses) from financial assets measured at fair value through other comprehensive income	-	4,734	4,734
Disposal of financial assets measured at fair value through other comprehensive income	-	17,454	17,454
Balance as of December 31, 2020	<b>\$ (81,212)</b>	<b>-</b>	<b>(81,212)</b>

(Continued)

**WISTRON INFORMATION TECHNOLOGY AND SERVICES CORPORATION AND SUBSIDIARIES**  
**Notes to the Consolidated Financial Statements**

(m) Earnings per share (“EPS”)

(i) Basic earnings per share

	<b>2021</b>	<b>2020</b>
Net profit belonging to common shareholders	<u>\$ 455,634</u>	<u>465,889</u>
Weighted average common stock outstanding (in thousands shares)	<u>65,923</u>	<u>66,020</u>
Basic earnings per share (in dollars)	<u>\$ 6.91</u>	<u>7.06</u>

(ii) Diluted earnings per share

	<b>2021</b>	<b>2020</b>
Net profit belonging to common shareholders	<u>\$ 455,634</u>	<u>465,889</u>
Weighted average common stock outstanding (in thousands shares)	65,923	66,020
Effect of potentially dilutive common stock (in thousands shares)		
Employees’ profit sharing bonus	551	481
Employees’ profit sharing bonus of subsidiary company	210	279
Weighted average number of common stock (diluted) (in thousands shares)	<u>66,684</u>	<u>66,780</u>
Diluted earnings per share (in dollars)	<u>\$ 6.83</u>	<u>6.98</u>

(n) Revenue from contracts with customers

(i) Disaggregation of revenue

	<b>2021</b>	<b>2020</b>
Primary geographical markets:		
China	\$ 3,869,916	2,769,144
Taiwan	1,015,575	809,563
Japan	710,446	853,272
Others	<u>581,883</u>	<u>668,916</u>
	<u>\$ 6,177,820</u>	<u>5,100,895</u>
Major products:		
IT service revenue	<u>\$ 6,177,820</u>	<u>5,100,895</u>

(Continued)

**WISTRON INFORMATION TECHNOLOGY AND SERVICES CORPORATION AND SUBSIDIARIES**  
**Notes to the Consolidated Financial Statements**

(ii) Balance of contracts

	<u>December 31, 2021</u>	<u>December 31, 2020</u>	<u>January 1, 2020</u>
Notes and accounts receivable (including related parties)	\$ 2,158,201	1,498,018	1,409,127
Less: loss allowance	<u>(27,142)</u>	<u>(30,093)</u>	<u>(14,606)</u>
	<u><b>\$ 2,131,059</b></u>	<u><b>1,467,925</b></u>	<u><b>1,394,521</b></u>
Contract assets	\$ 12,592	32,097	55,449
Less: loss allowance	<u>(377)</u>	<u>(963)</u>	<u>(1,664)</u>
	<u><b>\$ 12,215</b></u>	<u><b>31,134</b></u>	<u><b>53,785</b></u>

The movements in the allowance for accounts receivable were as follow:

	<u>2021</u>	<u>2020</u>
Balance as of January 1	\$ 963	1,664
Impairment losses reversed recognized	(580)	(695)
Effect of changes in foreign exchange rate	<u>(6)</u>	<u>(6)</u>
Balance as of December 31	<u><b>\$ 377</b></u>	<u><b>963</b></u>

	<u>December 31, 2021</u>	<u>December 31, 2020</u>	<u>January 1, 2020</u>
Contract liabilities	<u><b>\$ 14,665</b></u>	<u><b>20,151</b></u>	<u><b>14,480</b></u>

For details of notes and accounts receivable and loss allowance, please refer to Note 6(c).

The Group uses a simplified approach to contract assets to estimate expected credit losses based on the loss rate method.

The amount of revenue recognized for the years ended December 31, 2021 and 2020 that was included in the contract liabilities balance at the beginning of the year was \$14,585 and \$13,530, respectively.

The major change in the balance of contract assets and liabilities is the difference between the time frame in the performance obligation to be satisfied and the payment to be received. There were no significant changes during the period.

(o) Employees' and directors' profit sharing bonus

According to the Company's Article of Incorporation, if the Company has profit (which means income before tax excluding the amounts of employees' and directors' profit sharing bonus) it shall be contributed by the following rules. However, if the amount Company have accumulated deficit, it shall reserve the amount for offsetting deficit.

(Continued)

**WISTRON INFORMATION TECHNOLOGY AND SERVICES CORPORATION AND SUBSIDIARIES**  
**Notes to the Consolidated Financial Statements**

- (i) No less than 10% of profit as employees' profit sharing bonus. The Company may distribute in the form of shares or in cash, and the qualification requirements of employees, including the employees of subsidiaries of the Company, depends on certain specific requirement determined by the Board of Directors.
- (ii) No more than 2% of profit as the profit sharing bonus in cash to the Directors.

The Company's estimated of employees' and directors' profit sharing bonus were as follows:

	<b>2021</b>	<b>2020</b>
Employee's profit sharing bonus	\$ 57,120	56,219
Directors' profit sharing bonus	11,100	11,240
	<b>\$ 68,220</b>	<b>67,459</b>

The amounts are calculated by the net profit before tax excluding employees' and directors' profit sharing bonus, of each year multiplied by the percentage of employees' and directors' profit sharing bonus as specified in the Company's Article of Incorporation. The amounts are accounted for under operating expense in 2021 and 2020. The differences between the estimated amounts in the financial statements and the actual amounts approved by the Board of directors, if any, shall be accounted for as a change in accounting estimate and recognized in next year. If the Company's Board of Directors approved to distribute employee's profit sharing bonus by shares, the number of shares were calculated based on the closing price of the Company's common stock, one day before the date of the meeting of Board of Directors. Related information would be available at the Market Observation Post System website. The amounts, as stated in the financial statements, are identical to those of the actual distributions for 2021 and 2020.

- (p) Non-operating income and expenses

- (i) Interest income

	<b>2021</b>	<b>2020</b>
Interest income	\$ 8,293	5,417

- (ii) Other income

	<b>2021</b>	<b>2020</b>
Government grants	\$ 53,118	61,501
Dividend income	-	260
	<b>\$ 53,118</b>	<b>61,761</b>

**WISTRON INFORMATION TECHNOLOGY AND SERVICES CORPORATION AND SUBSIDIARIES**  
**Notes to the Consolidated Financial Statements**

(iii) Other gains and losses

	<b>2021</b>	<b>2020</b>
Foreign exchange losses, net	\$ (4,289)	(6,532)
Losses on disposals of property, plant and equipment, net	(1,672)	(1,357)
Reversal of bad debt loss	2,866	6,954
Losses on lease modification	(244)	(267)
Others	2,133	4,693
	<b>\$ (1,206)</b>	<b>3,491</b>

(iv) Finance costs

	<b>2021</b>	<b>2020</b>
Interest expenses	\$ (4,890)	(5,950)

(q) Financial instruments

(i) Credit risk

1) Credit risk exposure

The carrying amount of financial assets and contract assets represents the maximum amount exposed to credit risk.

2) Concentration of credit risk

When financial commodity trading is relatively concentrated on a few trading partners, or not but the trading objects are mostly engaged in similar commercial activities and have similar economic characteristics, so when the ability to perform the contract is similarly affected by economic or other conditions, a significant concentration of credit risk occurs.

As of December 31, 2021 and 2020, 35.88% and 40.13%, respectively, of accounts receivable was concentrated on 6 specific customers. Thus, credit risk is significantly centralized.

The Group has regularly assessed the possibility of recovering accounts receivable and provides appropriate allowance for impairment losses, which is within the management's expectations. In order to reduce the credit risk, the Group also regularly and continuously assesses the financial status of customers, and these customers are well-known international manufacturers. In the past year, the collection status of customers was good. Therefore, the Group assesses that credit risk can be reduced.

(Continued)



**WISTRON INFORMATION TECHNOLOGY AND SERVICES CORPORATION AND SUBSIDIARIES**  
**Notes to the Consolidated Financial Statements**

3) Receivables and contract assets securities

For credit risk exposure of notes and accounts receivable, please refer to Note 6(c). For the detail and impairment of contract asset, please refer to Note 6(n).

All of these financial assets are considered to have low risk, and thus, the impairment provision recognized during the period was limited to 12 months expected losses. Regarding how the financial instruments are considered to have low credit risk, please refer to Note 4(g).

(ii) Liquidity risk

The following were the contractual maturities of financial liabilities, including estimated interest payments:

	<u>Carrying amount</u>	<u>Contractual cash flows</u>	<u>Within 1 year</u>	<u>1-2 years</u>	<u>Over 2 years</u>
<b>As of December 31, 2021</b>					
Non-derivative financial liabilities					
Short-term loans	\$ 107,230	107,345	107,345	-	-
Accounts payable	94,687	94,687	94,687	-	-
Other payables (including related parties)	1,048,174	1,048,174	1,048,174	-	-
Lease liabilities (current and non-current)	53,870	56,258	28,012	21,089	7,157
Long-term loans (including current portion)	<u>63,817</u>	<u>73,137</u>	<u>10,704</u>	<u>10,703</u>	<u>51,730</u>
	<u><b>\$ 1,367,778</b></u>	<u><b>1,379,601</b></u>	<u><b>1,288,922</b></u>	<u><b>31,792</b></u>	<u><b>58,887</b></u>
<b>As of December 31, 2020</b>					
Non-derivative financial liabilities					
Accounts payable	\$ 109,134	109,134	109,134	-	-
Other payables (including related parties)	851,391	851,391	851,391	-	-
Lease liabilities (current and non-current)	48,871	51,644	24,677	15,289	11,678
Long-term loans (including current portion)	<u>72,107</u>	<u>84,242</u>	<u>10,755</u>	<u>10,755</u>	<u>62,732</u>
	<u><b>\$ 1,081,503</b></u>	<u><b>1,096,411</b></u>	<u><b>995,957</b></u>	<u><b>26,044</b></u>	<u><b>74,410</b></u>

The Group does not expect that the cash flows included in the maturity analysis could occur significantly earlier or at significantly different amounts.

**WISTRON INFORMATION TECHNOLOGY AND SERVICES CORPORATION AND SUBSIDIARIES**  
**Notes to the Consolidated Financial Statements**

(iii) Currency risk

1) Exposure to currency risk

The Group's significant exposure to foreign currency risk were as follows:

	December 31, 2021			December 31, 2020			
	Foreign currency	Exchange rate	NTD	Foreign currency	Exchange rate	NTD	
<u>Financial assets</u>							
<u>Monetary items</u>							
USD	\$ 142	USD/TWD	27.690	3,922	650	USD/TWD 28.508	18,543
CNY	3,902	CNY/HKD	1.2246	16,966			
JPY	65,608	JPY/HKD	0.0679	15,811			
USD					244	USD/CNY 6.5249	6,945
JPY	7,015	JPY/CNY	0.0554	1,690	60,416	JPY/CNY 0.0632	16,683
USD	2,522	USD/HKD	7.7985	69,834	2,751	USD/HKD 7.7522	78,414
<u>Financial Liabilities</u>							
<u>Monetary items</u>							
USD	305	USD/HKD	7.7985	8,448	463	USD/HKD 7.7522	13,205
CNY	8,602	CNY/HKD	1.2246	37,402	2,146	CNY/HKD 1.1881	9,375
JPY	31,205	JPY/HKD	0.0679	7,520			

2) Sensitivity analysis

The Group's exposure to foreign currency risk arises from the translation of the foreign currency exchange gains and losses on cash and cash equivalents, notes and accounts receivable (including related parties), other receivables, accounts payable and other payables (including related parties) that are denominated in foreign currency. A strengthening (weakening) 5% of appreciation (depreciation) of the NTD against the USD, CNY and JPY for the years ended December 31, 2021 and 2020 would have increased (decreased) the net profit after tax by \$2,714 and \$4,922, respectively. The analysis assumes that all other variables remain constant.

3) Foreign exchange gain and loss on monetary items

Since the Group has many kinds of functional currency, the information on foreign exchange gain (loss) on monetary items is disclosed by total amount. For the years ended December 31, 2021 and 2020, foreign exchange loss, including realized and unrealized portions, amounted to \$4,289 and \$6,532, respectively.

(iv) Interest rate analysis

Please refer to the notes on liquidity risk management and interest rate exposure of the Group's financial assets and liabilities.

(Continued)

**WISTRON INFORMATION TECHNOLOGY AND SERVICES CORPORATION AND SUBSIDIARIES**  
**Notes to the Consolidated Financial Statements**

The following sensitivity analysis is based on the exposure to the interest rate risk of derivative and non-derivative financial instruments on the reporting date. Regarding assets with variable interest rates, the analysis is based on the assumption that the amount of assets outstanding at the reporting date was outstanding throughout the year. The rate of change is expressed as the interest rate increases or decreases by 1% when reporting to management internally, which also represents the Group management's assessment of the reasonably possible interest rate change.

If the interest rate had increased / decreased by 1%, the Group's net income would have increased / decreased by \$638 and \$721 for the years ended December 31, 2021 and 2020, respectively, with all other variable factors remaining constant. This is mainly due to the Group's borrowing at variable rates and investment in variable-rate bills.

(v) Fair value information-Categories and fair values of financial instruments

The carrying amount of the financial assets and liabilities is reasonably close to the fair value, disclosure of the fair value information is not required.

(r) Management of financial risk

(i) Overview

The Group is exposed to the extent of the risks arising from financial instruments as below:

- 1) Credit risk
- 2) Liquidity risk
- 3) Market risk

Detailed information about the Group's objectives, policies and processes for measuring and managing the above mentioned risks was listed below. For more disclosures about the quantitative effects of these risk exposures, please refer to the respective notes in the accompanying consolidated financial statements.

(ii) Structure of risk management

Risk management policies are approved by the Board of Directors and is executed by the Group's financial department. For financial risks arising from operation management, the financial department is accountable for recognizing, evaluating and planning the hedge methods through cooperating with other operating units. The Board of Directors develops and documents risk policies which cover specific risk exposures such as currency risk and derivative financial instrument risk to ensure the hedge tools are performed properly and effectively.

(iii) Credit risk

Credit risk is the risk of financial loss to the Group if a customer or counterparty to a financial instrument fails to meet its contractual obligations that arises principally from the Group's accounts receivable.

(Continued)

**WISTRON INFORMATION TECHNOLOGY AND SERVICES CORPORATION AND SUBSIDIARIES**  
**Notes to the Consolidated Financial Statements**

1) Accounts receivable

The Group's credit risk exposures are influenced mainly by each customer. According to the Group's credit policy, the credit rating of individual customers must be analyzed before the payment terms and credit limit are given. The Group continues to evaluate the customers' credit rating and credit limit via automatic finance system to manage the credit exposure.

The Group set up the allowance for doubtful accounts to reflect the expected credit loss of notes and accounts receivable.

2) Investments

The credit risk exposure in the bank deposits and other financial instruments is measured and monitored by the Group's finance department. Since the Group's transactions resulted from the external parties with good credit standing and investment grade above financial institutions and companies, there are no incompliance issues and therefore no significant credit risk.

3) Guarantees

The Group only provides endorsement or guarantee for the companies defined in its policy - "Procedures Governing Endorsements and Guarantees". The Group did not provide guarantees as of December 31, 2021 and 2020.

(iv) Liquidity risk

Liquidity risk is a risk that the Group will encounter difficulty in meeting the obligations associated with its financial liabilities that are settled by delivering cash or another financial asset. The Group's approach to managing liquidity risk is to ensure, as far as possible, that it always have sufficient liquidity to meet its liabilities when due, under both normal and stressed conditions, without incurring unacceptable losses or risking damage to the Group's reputation. The Group maintains sufficient cash and cash equivalents so as to cope with its operations and mitigate the effects of fluctuations in cash flows.

In addition, As of December 31, 2021 and 2020, the Group has unused credit facilities for bank loans of \$1,994,485 and \$1,830,056, respectively.

(v) Market risk

Market risk is the risk that changes in market prices, such as foreign exchange rates, interest rates, and equity prices, will affect the Group's income or the value of its holdings of financial instruments. The objective of market risk management is to manage and control market risk exposures within acceptable parameters, while optimizing the return.

(Continued)

**WISTRON INFORMATION TECHNOLOGY AND SERVICES CORPORATION AND SUBSIDIARIES**  
**Notes to the Consolidated Financial Statements**

1) Currency risk

The Group is exposed to currency risk on sales and purchases that are denominated in a currency other than the respective functional currencies of the Group's entities. The currencies used in these transactions are denominated in NTD, CNY, USD, EUR and JPY.

The Group collects information of currency to monitor the trend of currency rate and keeps connection with the foreign currency department of banks to collect the market information and determine the exchange rate appropriately for securing the currency risk.

2) Interest risk

The Group adopts a policy of ensuring that will not suffer from high risk and stable interest rate when the rate change significantly. The Group neither has fixed-interest financial liabilities at fair value through profit nor uses derivative financial instruments to hedge debt. Therefore, changes in interest rates on the reporting date do not have a significant impact on profit or loss.

To reduce the exposure to interest rate risk, the choice of a variable interest rate or a fixed interest rate was based on the Group's evaluation of the global economic environment and the trend in market interest rates. The Group maintains an appropriate proportion of the fixed and variable interest rate instruments to mitigate the interest rate risk.

3) Other market price risk

The Group monitor the risk arising from its available-for-sale security instruments, which are held for monitoring cash flow requirements and unused capital. The management of the Group monitor the combination of investment portfolio based on cash flow requirements. Material investments within the portfolio are managed on an individual basis, and all buy-and-sell decisions are approved by the Board of directors.

(s) Capital management

The Group's objectives for managing capital to safeguard the capacity to continue to operate, to continue to provide a return on shareholders, to maintain the interest of other related parties, and to maintain an optimal capital structure to reduce the cost of capital.

In order to maintain or adjust the capital structure, the Group may adjust the dividend payment to the shareholders, issue new shares, or sell assets to settle any liabilities. The Group uses the debt-to-equity ratio to manage capital. This ratio is the total net debt divided by the total capital.

**WISTRON INFORMATION TECHNOLOGY AND SERVICES CORPORATION AND SUBSIDIARIES**  
**Notes to the Consolidated Financial Statements**

The Group's debt-to-equity ratio at the reporting date was as follows:

	<b>December 31, 2021</b>	<b>December 31, 2020</b>
Total liabilities	\$ 1,559,745	1,308,959
Less: cash and cash equivalents	(877,245)	(1,175,302)
Net debt	<b>\$ 682,500</b>	<b>133,657</b>
Total equity	\$ 2,457,722	2,335,218
Adjustment	-	-
Total capital	<b>\$ 2,457,722</b>	<b>2,335,218</b>
Debt-to-equity ratio	<b>27.77 %</b>	<b>5.72 %</b>

As of December 31, 2021, there were no changes in the Group's approach to capital management.

(t) Investing and Financing activities not affecting current cash flow

Reconciliation of liabilities arising from financing activities for the years ended December 31, 2021 and 2020, were as follows:

	<b>January 1, 2021</b>	<b>Cash flows</b>		<b>Non-cash changes</b>		<b>December 31, 2021</b>
		<b>Proceeds from loans</b>	<b>Repayments of loans and lease liabilities</b>	<b>Others</b>	<b>Effect of changes in foreign exchange rate</b>	
Short-term loans	\$ -	360,299	(252,965)	-	(104)	107,230
Long-term loans (including current portion)	72,107	-	(7,932)	-	(358)	63,817
Lease liabilities (current and non-current)	48,871	-	(26,791)	32,763	(973)	53,870
	<b>\$ 120,978</b>	<b>360,299</b>	<b>(287,688)</b>	<b>32,763</b>	<b>(1,435)</b>	<b>224,917</b>

	<b>January 1, 2020</b>	<b>Cash flows</b>		<b>Non-cash changes</b>		<b>December 31, 2020</b>
		<b>Proceeds from loans</b>	<b>Repayments of loans and lease liabilities</b>	<b>Others</b>	<b>Effect of changes in foreign exchange rate</b>	
Short-term loans	\$ -	452,233	(452,233)	-	-	-
Long-term loans (including current portion)	117,193	-	(45,794)	-	708	72,107
Lease liabilities (current and non-current)	59,222	-	(39,410)	28,606	453	48,871
	<b>\$ 176,415</b>	<b>452,233</b>	<b>(537,437)</b>	<b>28,606</b>	<b>1,161</b>	<b>120,978</b>

**WISTRON INFORMATION TECHNOLOGY AND SERVICES CORPORATION AND SUBSIDIARIES**  
**Notes to the Consolidated Financial Statements**

**(7) Related-party transactions**

(a) Names and relationship with related parties

The following are entities that have transactions with the Group during the periods covered in the financial statements.

<u>Name of related party</u>	<u>Relationship with the Group</u>
Wistron Corporation (Wistron)	The entity with significant influence over the Group
Wiwynn Corporation (Wiwynn)	Other related parties
All holding Corporation (AIIH)	Other related parties
Winynn Technology Service Kun Shan, Ltd. (WYKS)	Other related parties
ICT Service Management Solutions (India) Private Limited (WIN)	Other related parties
WiAdance Technology Corporation (AGI)	Other related parties
Wistron NeWeb Corporation (WNC)	Other related parties
Changing Information Technolgy Inc. (CGI)	Other related parties
Wibase Industrial Solutions Inc. (WIS)	Other related parties
Ms. Hsu and the spouse (Note)	The Company's key management and the spouse

(Note: Ms. Hsu resigned in June 2021, therefore, she and her spouse were not the affiliates of the Group since the 3rd quarter of 2021.)

(b) Significant transactions with related parties

(i) Provide service to related parties

The amounts of significant sales transactions and outstanding balances between the Group and related parties were as follows:

	<u>Revenue</u>		<u>Accounts receivable -related parties</u>	
	<u>2021</u>	<u>2020</u>	<u>December 31, 2021</u>	<u>December 31, 2020</u>
Entity with significant influence over the Group	\$ 171,475	38,786	36,393	10,177
Other related parties	6,226	74,227	1,766	6,787
	<u>\$ 177,701</u>	<u>113,013</u>	<u>38,159</u>	<u>16,964</u>

The selling price for related parties approximated the market price. The credit terms ranged from one to three months. Accounts receivable from related parties were uncollateralized, and no expected credit loss was required after the assessment by the management.

**WISTRON INFORMATION TECHNOLOGY AND SERVICES CORPORATION AND SUBSIDIARIES**  
**Notes to the Consolidated Financial Statements**

(ii) Service expense and payable to related parties

Other related parties provide IT and consulting services to the Group's business and the outstanding balances were as follows:

	Cost of sales		Accounts payable -related parties	
	2021	2020	December 31, 2021	December 31, 2020
Entity with significant influence over the Group	\$ -	166	-	-
Other related parties	-	139	-	-
	\$ -	305	-	-

The terms and pricing of the transactions with related parties were not significantly different from those offered by other vendors. The payment terms ranged from one to three months, which were no different from the payment terms given by other vendors.

(iii) Contract liabilities

As of December 31, 2021 and 2020, the Group received \$241 and \$653 advance payment from the entity with significant influence over the Group which was recognized as current contract liabilities.

(iv) Other transactions

- 1) In 2021 and 2020, the entity with significant influence over the Group provided management services to the Group each amounted to \$120. All other accounts payable from the above transactions each amounted to \$126 as of December 31, 2021 and 2020.
- 2) In 2021 and 2020, the Group purchased intangible assets from other related parties amounting to \$548 and \$299. The balance of other accounts payable from the above transaction were \$0 and \$314 as of December 31, 2021 and 2020.
- 3) In 2021, other related parties provided system services to the Group amounting to \$56. All other accounts payable from the above transaction amounted to \$70 on December 31, 2021.

(v) Receivables and payables to related parties were as follows:

	December 31, 2021	December 31, 2020
Accounts receivable – related parties:		
Accounts receivable	\$ <u>38,159</u>	<u>16,964</u>
Accounts payable – related parties:		
Other payables	\$ <u>196</u>	<u>440</u>

(Continued)



**WISTRON INFORMATION TECHNOLOGY AND SERVICES CORPORATION AND SUBSIDIARIES**  
**Notes to the Consolidated Financial Statements**

(c) Key management personnel compensation

Key management personnel compensation comprised:

	<b>2021</b>	<b>2020</b>
Short-term employee benefits	\$ 72,211	71,489
Post-employment benefits	1,258	580
	<b>\$ 73,469</b>	<b>72,069</b>

**(8) Pledged assets**

The carrying amounts of pledged assets were as follows:

<b>Pledged assets</b>	<b>Object</b>	<b>December 31, 2021</b>	<b>December 31, 2020</b>
Property, plant and equipment	Long-term loans (including current portions)	<b>\$ 230,767</b>	<b>240,277</b>
		<b>\$ 230,767</b>	<b>240,277</b>

**(9) Significant commitments and contingencies: None.**

**(10) Losses due to major disasters: None.**

**(11) Subsequent events**

- (a) The appropriation of earnings for 2021 that was approved at the board of directors meeting on March 8, 2022 were as follows:

	<b>2021</b>
Common stock dividends	
Cash	<b>\$ 304,773</b>

- (b) The Company's Board of Directors approved that WIBJ increased the capital from retained earnings, amounting to CNY 88,113 thousand, to strengthen its finance performance and capital structure in its meeting on January 12, 2022. Afterwards, the share capital increased from CNY 111,887 thousand to CNY 200,000 thousand.
- (c) In January 2022, the Chairman of the Board of Directors approved to transfer 479 thousand shares to its employees, which included the employees of subsidiaries of the Company, and were transferred with the adjusted average repurchase price of \$76.12 dollars as the exercise price.

**WISTRON INFORMATION TECHNOLOGY AND SERVICES CORPORATION AND SUBSIDIARIES**  
**Notes to the Consolidated Financial Statements**

**(12) Other**

A summary of current-period employee benefits, depreciation, and amortization, by function, is as follows:

By item	By function	2021			2020		
		Cost of sales	Operating expenses	Total	Cost of sales	Operating expenses	Total
Employee benefits							
Salaries		3,559,069	646,877	4,205,946	2,740,646	525,451	3,266,097
Labor and health insurance		201,116	31,061	232,177	139,824	20,919	160,743
Pension		228,717	34,209	262,926	78,277	13,766	92,043
Others		47,591	18,639	66,230	53,629	11,353	64,982
Depreciation		10,920	69,253	80,173	16,785	80,763	97,548
Amortization		988	7,175	8,163	526	5,317	5,843

**(13) Other disclosures**

(a) Information on significant transactions

The following is the information on significant transactions required by the “Regulations Governing the Preparation of Financial Reports by Securities Issuers” for the Group for the year ended December 31, 2021:

- (i) Loans to other parties: None.
- (ii) Guarantees and endorsements for other parties: Please refer to Table 1.
- (iii) Securities held as of December 31, 2021 (excluding investment in subsidiaries, associates and joint ventures): None.
- (iv) Individual securities acquired or disposed of with accumulated amount exceeding the lower of NT\$300 million or 20% of the capital stock: None.
- (v) Acquisition of individual real estate with amount exceeding the lower of NT\$300 million or 20% of the capital stock: None.
- (vi) Disposal of individual real estate with amount exceeding the lower of NT\$300 million or 20% of the capital stock: None.

(Continued)

**WISTRON INFORMATION TECHNOLOGY AND SERVICES CORPORATION AND SUBSIDIARIES**  
**Notes to the Consolidated Financial Statements**

- (vii) Related-party transactions for purchases and sales with amounts exceeding the lower of NT\$100 million or 20% of the capital stock: Please refer to Table 2.
- (viii) Accounts receivable from related parties with amounts exceeding the lower of NT\$100 million or 20% of the capital stock: Please refer to Table 3.
- (ix) Trading in derivative instruments: None.
- (x) Business relationships and significant intercompany transactions: Please refer to Table 4.
- (b) Information on investees (excluding information on investees in mainland China): Please refer to Table 5.
- (c) Information on investment in mainland China: Please refer to Table 6.
- (d) Information on major shareholders: Please refer to Table 7.

**(14) Segment information**

- (a) General information and segment information

The Group have one reportable segment. This segment is mainly involved in the development and maintenance of the IT system, IT consulting and outsourcing services. The performance of the operating segment is consistent with the consolidated financial report. Revenue from external customers and segment profit or loss, please refer to consolidated statement of comprehensive income. The segment assets, please refer to the consolidated balance sheet.

- (b) Corporate Information

- (i) Geographic information

In presenting information on the basis of geography, segment revenue is based on the geographical location of customers and segment assets are based on the geographical location of the assets.

<b>Geographical information</b>	<b>2021</b>	<b>2020</b>
Revenue from external customers:		
China	\$ 3,869,916	2,769,144
Taiwan	1,015,575	809,563
Japan	710,446	853,272
Other countries	581,883	668,916
	<b>\$ 6,177,820</b>	<b>5,100,895</b>

**WISTRON INFORMATION TECHNOLOGY AND SERVICES CORPORATION AND SUBSIDIARIES**  
**Notes to the Consolidated Financial Statements**

	<b>2021</b>	<b>2020</b>
Non-current assets:		
China	\$ 359,657	352,629
Taiwan	521,086	511,964
Japan	27,276	33,192
Other countries	2,593	3,782
	<b>\$ 910,612</b>	<b>901,567</b>

Non-current assets include property, plant and equipment, right-of-use assets, intangible assets, and other non-current assets, excluding non-current financial instruments and deferred tax assets.

(c) Major customers

In 2021 and 2020, the Group had no major customer who constituted 10% or more of net revenue, therefore, information of major customers was not disclosed.

# WISTRON INFORMATION TECHNOLOGY AND SERVICES CORPORATION AND SUBSIDIARIES

## Notes to the Consolidated Financial Statements

### Guarantees and endorsements for other parties

December 31, 2021

Table 1

No.	Endorsement/ Guarantee Provider	Counter - party of guarantee and endorsement		Limits on Guarantee Amount Provided to Each Guaranteed Party (Note 1)	Maximum Balance for the Period	Ending Balance	Amount Actually Drawn	Amount of Endorsement/ Guarantee Collateralized by Properties	Ratio of Accumulated Endorsement/ Guarantee to Net Equity per Latest Financial Statements	Maximum amount for guarantees and endorsements (Note 1)	Guarantee Provided by Parent Company	Guarantee Provided by A Subsidiary	Guarantee Provided to Subsidiaries in Mainland China	Notes
		Name	Relationship with the company (Note 2)											
0	The Company	WIUS	2	1,228,861	57,062	53,380	-	-	2.25 %	2,457,722	Y	N	N	-
0	The Company	WIHK	2	1,228,861	114,124	110,760	7,230	-	4.51 %	2,457,722	Y	N	N	-
0	The Company	WIBJ	2	1,228,861	87,874	86,966	-	-	3.54 %	2,457,722	Y	N	Y	-
0	The Company	WIWZ	2	1,228,861	763,622	666,195	-	-	27.11 %	2,457,722	Y	N	Y	-

(Note 1):The total amount for guarantees and endorsements provided by the Company shall not exceed the Company's net worth, which was audited by Certified Public Accountant.

Except for the subsidiary which was owned more than 90% by the guarantor which the total amount for guarantees and endorsements provided by the Company shall not exceed 50% of the Company's net worth, which was audited by Certified Public Accountant. The total amount for guarantees and endorsements provided by the Company to any individual entity shall not exceed 30% of the Company's net worth, which was audited by Certified Public Accountant.

The amount for guarantees and endorsements provided by the Company and its subsidiaries to other entities shall not exceed the Company's net worth, which was audited by Certified Public Accountant.

Except for the subsidiary which was owned more than 90% by the guarantor which the total amount for guarantees and endorsements provided by the Company shall not exceed 50% of the Company's net worth, which was audited by Certified Public Accountant. The amount for guarantees and endorsements provided by the Company and its subsidiaries to any individual entity shall not exceed 30% of the Company's net worth, was audited or reviewed by Certified Public Accountant.

(Note 2):Relationship with the Company:

1. Ordinary business relationship.
2. Subsidiary which was owned more than 50% by the guarantor.
3. An investee which was owned more than 50% in total by both the guarantor and its subsidiary.
4. An entity that is guaranteed and endorsed by all capital contributing shareholders in proportion to their shareholding percentages.

**WISTRON INFORMATION TECHNOLOGY AND SERVICES CORPORATION AND SUBSIDIARIES**

**Notes to the Consolidated Financial Statements**

**Related-party transactions for purchases and sales with amounts exceeding the lower of NT\$100 million or 20% of the capital stock  
December 31, 2021**

Table 2

Name of company	Related party	Nature of relationship	Transaction details			Transactions with terms different from others			Notes/Accounts receivable (payable)		Notes
			Purchase/Sales	Amount	Percentage of total purchases/(sales)	Payment terms	Unit price	Payment terms	Balance	Percentage of total notes/accounts receivable (payable)	
The Company	WIHK	Parent - subsidiary company	Sales	(190,510)	(15.70)%	Not materially different from the third-parties sales.(generally transaction)	Not materially different from the third-parties sales.(generally transaction)	"	-	-	(Note)
WIWZ	WIHK	The same parent company	Sales	(234,853)	(5.77)%	"	"	"	37,402	2.49%	"
WIWZ	WIBJ	Parent - subsidiary company	Sales	(662,790)	(16.28)%	"	"	"	102,676	6.83%	"
WIHK	WIUS	The same parent company	Sales	(112,956)	(20.36)%	"	"	"	21,641	30.52%	"
WIHK	The Company	Parent - subsidiary company	Purchases	190,510	42.87%	"	"	"	-	-	"
WIHK	WIWZ	The same parent company	Purchases	234,853	52.71%	"	"	"	(37,402)	(99.12)%	"
WIBJ	WIWZ	Parent - subsidiary company	Purchases	662,790	99.92%	"	"	"	(102,676)	(99.83)%	"
WIUS	WIHK	The same parent company	Purchases	112,956	97.02%	"	"	"	(21,641)	(97.52)%	"

Note : The aforementioned intercompany transactions have been eliminated in the consolidated financial statements.

**WISTRON INFORMATION TECHNOLOGY AND SERVICES CORPORATION AND SUBSIDIARIES**

**Notes to the Consolidated Financial Statements**

**Accounts receivable from related parties with amounts exceeding the lower of NT\$100 million or 20% of the capital stock  
December 31, 2021**

Table 3

Company name	Related party	Relationship	Accounts receivable-related party balance	Turnover rate	Overdue		Amounts received in subsequent (as of February 28, 2022)	Allowance for bad debts
					Amount	Action taken		
WIWZ	WIBJ	Parent-subsiidiary company	102,676	9.74	-	None	102,676	-

(Note) The aforementioned intercompany transactions have been eliminated in the consolidated financial statements.

**WISTRON INFORMATION TECHNOLOGY AND SERVICES CORPORATION AND SUBSIDIARIES**

**Notes to the Consolidated Financial Statements**

**Business relationships and significant intercompany transactions**

**December 31, 2021**

**Table 4**

No. (Note 1)	Company Name	Related party	Nature of Relationship (Note 2)	Transaction			Percentage of the Consolidated Net Revenue or Total Assets (Note 4)
				Financial Statements Item (Note 3)	Amount	Trading Not significantly different from the third-parties transactions. (generally transaction)	
0	The Company	WIHK	1	Service Revenue	190,510		3.08%
1	WIJP	WIHK	3	"	15,884	"	0.26%
2	WIHK	WIJP	3	"	78,177	"	1.27%
2	WIHK	WIUS	3	"	112,956	"	1.83%
3	WIBJ	WIWZ	3	"	79,566	"	1.29%
4	WIYC	WIWZ	3	"	2,388	"	0.04%
5	WIWZ	WIBJ	3	"	662,790	"	10.73%
5	WIWZ	WIHK	3	"	234,853	"	3.80%
2	WIHK	WIJP	3	Accounts receivable-related parties	12,437	"	0.31%
2	WIHK	WIUS	3	"	21,641	"	0.54%
3	WIBJ	WIWZ	3	"	41,085	"	1.02%
4	WIYC	WIWZ	3	"	625	"	0.02%
5	WIWZ	WIBJ	3	"	102,676	"	2.56%
5	WIWZ	WIHK	3	"	37,402	"	0.93%

Note 1: Company numbering as follows :

1. Parent company - 0
2. Subsidiaries starts from 1

Note 2: Relationship :

1. transactions between parent company and subsidiary
2. transactions between subsidiary and parent company
3. transactions between subsidiary and subsidiary

Note 3: The section only discloses the information of sales and accounts receivable of intercompany transactions, as well as the purchase and accounts payable of counter - party.

Note 4: Calculated by using the transaction amount, divided by the consolidated net revenues and total assets



**WISTRON INFORMATION TECHNOLOGY AND SERVICES CORPORATION AND SUBSIDIARIES**  
**Notes to the Consolidated Financial Statements**

**Information on investees (excluding information on investees in mainland China)**  
**December 31, 2021**

Table 5

Name of investor	Name of investee	Location	Major operations	Initial investment amount		Ending balance			Highest percentage of shares during the period	Net income (losses) of the investee	Investment income (losses)	Notes
				Ending balance	Beginning balance	Shares	Ratio of shares	Book value				
The Company	WIBI	B.V.I	Professional investment enterprise	294,184	294,184	180,000,000	100.00 %	1,849,081	100.00 %	261,661	261,661	(Note)
The Company	WIIP	Japan	Research, develop, design of software, and information consulting service	29,564	29,564	1,960	100.00 %	126,057	100.00 %	21,650	21,650	"
The Company	WIHK	Hong Kong	Research, develop, design of software, and information consulting service	44	44	10,000	100.00 %	45,444	100.00 %	8,048	8,048	"
The Company	WIUS	U.S.A	Research, develop, design of software, and information consulting service	7,586	7,586	250,000	100.00 %	25,205	100.00 %	3,610	3,610	"
The Company	WISS	Taiwan	Research, develop, design of software, and information consulting service	5,000	-	500,000	100.00 %	4,983	100.00 %	(17)	(17)	"
WIBI	WIHH	Hong Kong	Professional investment enterprise	3,012	3,012	49,008,308	100.00 %	1,848,832	100.00 %	134,519	134,519	"

Note: The aforementioned intercompany transactions have been eliminated in the consolidated financial statements.

**WISTRON INFORMATION TECHNOLOGY AND SERVICES CORPORATION AND SUBSIDIARIES**  
**Notes to the Consolidated Financial Statements**  
**Information on investment in Mainland China**  
**December 31, 2021**

Table 6

1. Information on Investment in Mainland China:

Name of investee	Main businesses and products	Total amount of paid-in capital	Method of investment	Accumulated outflow of investment from Taiwan as of January 1, 2021	Investment flows		Accumulated outflow of investment from Taiwan as of December 31, 2021	Net income (losses) of the investee	Direct/indirect shareholding (%) by the Company	Highest percentage of shares during the period	Investment income (losses)	Carrying Amount as of December 31, 2021 (Note 2 - 9)	Accumulated Inward Remittance of Earnings as of December 31, 2021	Notes
					Outflow	Inflow								
QT	Research, develop, design of software, and information consulting service	4,445	(Note 1 )1.	2,304	-	-	2,304	1,336 (Note 3)	100.00 %	100.00 %	1,336 (Note 3)	77	-	(Note 8)
WIBI	Research, develop, design of software, and information consulting service	502,865	(Note 1 )1.	169,420	-	-	169,420	260,505 (Note 3)	100.00 %	100.00 %	260,505 (Note 3)	1,846,252	-	-
WTWZ	Research, develop, design of software, and information consulting service	667,314	(Note 1 )2.	-	-	-	-	226,306 (Note 3)	100.00 %	100.00 %	226,306 (Note 3)	1,444,790	-	-
WIYC	Research, develop, design of software, and information consulting service	24,449	(Note 1 )2.	-	-	-	-	(278) (Note 3)	100.00 %	100.00 %	(278) (Note 3)	17,673	-	-

**WISTRON INFORMATION TECHNOLOGY AND SERVICES CORPORATION AND SUBSIDIARIES**  
**Notes to the Consolidated Financial Statements**  
**Information on investment in Mainland China**

**December 31, 2021**

2. Limitation on investment in Mainland China:

Accumulated Investment in Mainland China as of December 31, 2021 (Note 4)	Investment Amounts Authorized by Investment Commission, MOEA (Note 4)(Note 6)(Note 7)	Upper Limit on Investment (Note 5)
197,467	502,057	1,474,633
(USD 7,131,356 )	(USD 18,131,356 )	

Note 1 : Ways to invest in Mainland China :

1. Indirect investment in Mainland China company through the company established in a third region.
2. Indirect investment in Mainland China company through Mainland China company.

Note 2 : The amount of the net income (losses) and the investee company carrying value as of December 31, 2021 were recognized by the investment through subsidiaries established in a third region or Mainland China.

Note 3 : The financial statements of the investee company were audited by the Group's auditor.

Note 4 : Translated using the ending rate on December 31, 2021, which was USD : NTD = 1 : 27.69.

Note 5 : The limit was the higher of 60% of the Company's net worth or NTD 80 million dollars.

Note 6 : Of which USD 1,000,000 was the investment in the dissolved subsidiary at Hangzhou. Due to operating losses, the investment has been completely lost and cannot be remitted; Of which USD 757,756 was the investment in the dissolved subsidiary at Zhejiang.

Note 7 : The Company increased investment in WIBJ, one of the subsidiaries in Mainland China, by USD 11,000,000 through WIBI, a subsidiary established in a third region, wherein the investment had been authorized by Investment Commission, MOEA. However, the Company restructured the investment through WIHH acquiring 100% shareholdings in WIBJ via stock exchange from WIBI in the 3rd quarter of 2021.

Note 8 : QT, in which the Company indirectly invested, had completed the cancellation of its business registration and liquidation in the 4th quarter of 2021. The said investment capital amounting to USD 2,778.40, which entitled the Company to a full ownership of the entity, had been remitted to WIBI in January 2022.

Note 9 : The aforementioned intercompany transactions have been eliminated in the consolidated financial statements.

3. Significant transactions :

For the year ended December 31, 2021, the significant transactions of the entities in China, which were eliminated in the preparation of consolidated financial statements, are disclosed in "Information on significant transactions".

**WISTRON INFORMATION TECHNOLOGY AND SERVICES CORPORATION AND SUBSIDIARIES**

**Information on major shareholders**

**December 31, 2021**

Table 7

	Shareholding	
	Shares	Percentage
Wistron Digital Technology Holding Company	15,718,837	23.48 %

## Appendix 2: Parent Company Only Financial Statements of the Most Recent Year



安侯建業聯合會計師事務所

KPMG

台北市110615信義路5段7號68樓(台北101大樓)  
68F., TAIPEI 101 TOWER, No. 7, Sec. 5,  
Xinyi Road, Taipei City 110615, Taiwan (R.O.C.)

電話 Tel + 886 2 8101 6666  
傳真 Fax + 886 2 8101 6667  
網址 Web home.kpmg/tw

### Independent Auditors' Report

To the Board of Directors of Wistron Information Technology and Services Corporation:

#### Opinion

We have audited the financial statements of Wistron Information Technology And Services Corporation (“the Company”), which comprise the balance sheets as of December 31, 2021 and 2020, the statements of comprehensive income, changes in equity and cash flows for the years then ended, and notes to the financial statements, including a summary of significant accounting policies.

In our opinion, the accompanying financial statements present fairly, in all material respects, the financial position of the Company as of December 31, 2021 and 2020, and its financial performance and its cash flows for the years then ended in accordance with the Regulations Governing the Preparation of Financial Reports by Securities Issuers.

#### Basis for Opinion

We conducted our audits in accordance with the Regulations Governing Auditing and Attestation of Financial Statements by Certified Public Accountants and the auditing standards generally accepted in the Republic of China. Our responsibilities under those standards are further described in the Auditors' Responsibilities for the Audit of the Financial Statements section of our report. We are independent of the Company in accordance with the Certified Public Accountants Code of Professional Ethics in Republic of China (“the Code”), and we have fulfilled our other ethical responsibilities in accordance with the Code. We believe that the audit evidence we have obtained is sufficient and appropriate to provide a basis of our opinion.

#### Key Audit Matters

Key audit matters are those matters that, in our professional judgment, were of most significance in our audit of the financial statements of the current period. These matters were addressed in the context of our audit of the financial statements as a whole, and in forming our opinion thereon, and we do not provide a separate opinion on these matters. We have determined the matters described below to be the key audit matters to be communicated in our report.

#### Valuation of accounts receivable

Please refer to Note 4(f) “Financial Instruments” for accounting policy, Note 5 for accounting assumptions, judgments and estimation uncertainty of accounts receivable and Note 6(c) for the disclosure of the valuation of accounts receivable to the parent company only financial statements.



### **Description of key audit matters**

The Company engaged in the information technology service industry. Resulting in significant judgment being applied in the management's assessment of the recoverability of accounts receivable. Consequently, the valuation of accounts receivable is identified as the key matter in our audit.

### **How the matter was addressed in our audit**

Our principal audit procedures included testing the adequacy of the formula of the calculation for expected loss rate; testing the adequacy of aging report by tracing to related vouchers; evaluating the appropriateness of loss allowance and expected credit loss by testing if the loss allowance was made by expected loss rate; assessing if the evaluation document of loss allowance for accounts receivable was compliance with the Company's accounting policy; evaluating the adequacy of the disclosure of loss allowance for accounts receivable prepared by management.

### **Responsibilities of Management and Those Charged with Governance for the Financial Statements**

Management is responsible for the preparation and fair presentation of the financial statements in accordance with the Regulations Governing the Preparation of Financial Reports by Securities Issuers and for such internal control as management determines is necessary to enable the preparation of financial statements that are free from material misstatement, whether due to fraud or error.

In preparing the financial statements, management is responsible for assessing the Company's ability to continue as a going concern, disclosing, as applicable, matters related to going concern and using the going concern basis of accounting unless management either intends to liquidate the Company or to cease operations, or has no realistic alternative but to do so.

Those charged with governance (including the Audit Committee) are responsible for overseeing the Company's financial reporting process.

### **Auditor's Responsibilities for the Audit of the Financial Statements**

Our objectives are to obtain reasonable assurance about whether the financial statements as a whole are free from material misstatement, whether due to fraud or error, and to issue an auditor's report that includes our opinion. Reasonable assurance is a high level of assurance, but is not a guarantee that an audit conducted in accordance with the auditing standards generally accepted in the Republic of China will always detect a material misstatement when it exists. Misstatements can arise from fraud or error and are considered material if, individually or in the aggregate, they could reasonably be expected to influence the economic decisions of users taken on the basis of these financial statements.

As part of an audit in accordance with the auditing standards generally accepted in the Republic of China, we exercise professional judgment and maintain professional skepticism throughout the audit. We also:

1. Identify and assess the risks of material misstatement of the financial statements, whether due to fraud or error, design and perform audit procedures responsive to those risks, and obtain audit evidence that is sufficient and appropriate to provide a basis for our opinion. The risk of not detecting a material misstatement resulting from fraud is higher than for one resulting from error, as fraud may involve collusion, forgery, intentional omissions, misrepresentations, or the override of internal control.
2. Obtain an understanding of internal control relevant to the audit in order to design audit procedures that are appropriate in the circumstances, but not for the purpose of expressing an opinion on the effectiveness of the Company's internal control.
3. Evaluate the appropriateness of accounting policies used and the reasonableness of accounting estimates and related disclosures made by management.



4. Conclude on the appropriateness of management's use of the going concern basis of accounting and, based on the audit evidence obtained, whether a material uncertainty exists related to events or conditions that may cast significant doubt on the Company's ability to continue as a going concern. If we conclude that a material uncertainty exists, we are required to draw attention in our auditor's report to the related disclosures in the financial statements or, if such disclosures are inadequate, to modify our opinion. Our conclusions are based on the audit evidence obtained up to the date of our auditor's report. However, future events or conditions may cause the Company to cease to continue as a going concern.
5. Evaluate the overall presentation, structure and content of the financial statements, including the disclosures, and whether the financial statements represent the underlying transactions and events in a manner that achieves fair presentation.
6. Obtain sufficient and appropriate audit evidence regarding the financial information of the investment in other entities accounted for using the equity method to express an opinion on this financial statements. We are responsible for the direction, supervision and performance of the audit. We remain solely responsible for our audit opinion.

We communicate with those charged with governance regarding, among other matters, the planned scope and timing of the audit and significant audit findings, including any significant deficiencies in internal control that we identify during our audit.

We also provide those charged with governance with a statement that we have complied with relevant ethical requirements regarding independence, and to communicate with them all relationships and other matters that may reasonably be thought to bear on our independence, and where applicable, related safeguards.

From the matters communicated with those charged with governance, we determine those matters that were of most significance in the audit of the financial statements of the current period and are therefore the key audit matters. We describe these matters in our auditor's report unless law or regulation precludes public disclosure about the matter or when, in extremely rare circumstances, we determine that a matter should not be communicated in our report because the adverse consequences of doing so would reasonably be expected to outweigh the public interest benefits of such communication.

The engagement partners on the audit resulting in this independent auditors' report are Ya-Ling Chen and Ming-Hung Huang.

KPMG

Taipei, Taiwan (The Republic of China)  
March 8, 2022

#### **Notes to Readers**

The accompanying parent company only financial statements are intended only to present the financial position, financial performance and cash flows in accordance with the accounting principles and practices generally accepted in the Republic of China and not those of any other jurisdictions. The standards, procedures and practices to audit such parent company only financial statements are those generally accepted and applied in the Republic of China.

The independent auditors' audit report and the accompanying parent company only financial statements are the English translation of the Chinese version prepared and used in the Republic of China. If there is any conflict between, or any difference in the interpretation of the English and Chinese language independent auditors' audit report and parent company only financial statements, the Chinese version shall prevail.

(English Translation of Parent Company Only Financial Statements Originally Issued in Chinese)  
**WISTRON INFORMATION TECHNOLOGY AND SERVICES CORPORATION**

**Parent Company Only Balance Sheets**

**December 31, 2021 and 2020**

(Expressed in Thousands of New Taiwan Dollars)

	December 31, 2021		December 31, 2020		December 31, 2021		December 31, 2020	
	Amount	%	Amount	%	Amount	%	Amount	%
<b>Assets</b>								
<b>Current assets:</b>								
1100 Cash and cash equivalents (note 6(a))	\$ 116,631	4	167,356	6	2100 Short-term borrowings (note 6(i))	\$ 100,000	3	-
1140 Current contract assets (note 6(o))	4,990	-	10,970	1	2130 Current contract liabilities (notes 6 (o) and 7)	4,834	-	4,848
1170 Accounts receivable, net (notes 6(c)(o))	267,568	9	214,537	8	2170 Accounts payable	3,108	-	2,435
1180 Accounts receivable—related parties, net (notes 6(c)(o) and 7)	38,115	1	27,724	1	2200 Other payables (note 6(p))	322,604	11	269,291
1200 Other receivables	1	-	62	-	2220 Other payables—related parties (note 7)	197	-	440
1210 Other receivables—related parties (note 7)	17	-	3,151	-	2230 Current tax liabilities	37,037	1	16,554
1410 Prepayments	1,563	-	1,292	-	2280 Current lease liabilities (note 6(j))	570	-	449
1470 Other current assets (note 6(h))	3,646	-	6,662	-	2399 Other current liabilities	6,555	-	5,545
<b>Total current assets</b>	<b>432,531</b>	<b>14</b>	<b>431,754</b>	<b>16</b>	<b>Total current liabilities</b>	<b>474,905</b>	<b>15</b>	<b>299,562</b>
<b>Non-current assets:</b>					<b>Non-Current liabilities:</b>			
1550 Investments accounted for using equity method (note 6(d))	2,050,770	68	1,763,445	65	2570 Deferred tax liabilities (note 6(l))	62,708	2	61,976
1600 Property, plant and equipment (note 6(e))	508,687	17	502,975	19	2640 Net defined benefit liability, non-current (note 6(k))	15,173	1	16,065
1755 Right-of-use assets (note 6(f))	1,110	-	735	-	2580 Non-current lease liabilities (note 6(j))	498	-	274
1780 Intangible assets (notes 6(g) and 7)	11,289	1	8,254	-	<b>Total non-current liabilities</b>	<b>78,379</b>	<b>3</b>	<b>78,315</b>
1840 Deferred tax assets (note 6(i))	6,619	-	5,932	-	<b>Total liabilities</b>	<b>553,284</b>	<b>18</b>	<b>377,877</b>
<b>Total non-current assets</b>	<b>2,578,475</b>	<b>86</b>	<b>2,281,341</b>	<b>84</b>	<b>Equity (notes 6(b)(k)(m)):</b>			
					Capital stock	669,211	22	667,083
					Capital surplus	770,877	26	753,005
					Retained earnings	1,198,187	40	1,069,842
					Other equity	(107,053)	(4)	(81,212)
					Treasury shares	(73,500)	(2)	(73,500)
					<b>Total equity</b>	<b>2,457,722</b>	<b>82</b>	<b>2,335,218</b>
<b>Total assets</b>	<b>\$ 3,011,006</b>	<b>100</b>	<b>2,713,095</b>	<b>100</b>	<b>Total liabilities and equity</b>	<b>\$ 3,011,006</b>	<b>100</b>	<b>2,713,095</b>

See accompanying notes to parent company only financial statements.



(English Translation of Parent Company Only Financial Statements Originally Issued in Chinese)  
WISTRON INFORMATION TECHNOLOGY AND SERVICES CORPORATION

**Parent Company Only Statements of Comprehensive Income**

**For the years ended December 31, 2021 and 2020**

(Expressed in Thousands of New Taiwan Dollars, except for earnings per common share)

		2021		2020	
		Amount	%	Amount	%
4000	Net revenue (notes 6(o) and 7)	\$ 1,213,705	100	1,006,451	100
5000	Cost of sales (notes 6(e)(g)(j)(k), 7 and 12)	<u>(753,477)</u>	<u>(62)</u>	<u>(666,159)</u>	<u>(66)</u>
	<b>Gross profit</b>	<u>460,228</u>	<u>38</u>	<u>340,292</u>	<u>34</u>
	<b>Operating expenses (notes 6(c)(e)(f)(g)(j)(k)(o)(p), 7 and 12):</b>				
6100	Selling expenses	(26,376)	(2)	(24,270)	(2)
6200	Administrative expenses	(263,697)	(22)	(240,348)	(24)
6450	Reversal of expected credit loss provision	<u>185</u>	<u>-</u>	<u>93</u>	<u>-</u>
6300	<b>Total operating expenses</b>	<u>(289,888)</u>	<u>(24)</u>	<u>(264,525)</u>	<u>(26)</u>
	<b>Net operating income</b>	<u>170,340</u>	<u>14</u>	<u>75,767</u>	<u>8</u>
	<b>Non-operating income and expenses (notes 6(b)(j)(q) and 7):</b>				
7100	Interest income	100	-	473	-
7010	Other income	147	-	278	-
7020	Other gains and losses	37,741	3	32,756	3
7070	Recognized share of subsidiaries, associates and joint ventures accounted for using equity method	294,952	24	385,679	38
7050	Finance costs	<u>(312)</u>	<u>-</u>	<u>(218)</u>	<u>-</u>
	<b>Total non-operating income and expenses</b>	<u>332,628</u>	<u>27</u>	<u>418,968</u>	<u>41</u>
	<b>Profit before tax</b>	<u>502,968</u>	<u>41</u>	<u>494,735</u>	<u>49</u>
7951	Income tax expenses (note 6(l))	<u>(47,334)</u>	<u>(4)</u>	<u>(28,846)</u>	<u>(3)</u>
	<b>Net profit</b>	<u>455,634</u>	<u>37</u>	<u>465,889</u>	<u>46</u>
8300	<b>Other comprehensive income (notes 6(k)(l)(m)):</b>				
8310	<b>Items that will not be reclassified subsequently to profit or loss</b>				
8311	Gains (losses) on remeasurements of defined benefit plans	1,463	-	(141)	-
8312	Unrealized gains from investments in equity instruments measured at fair value through other comprehensive income	-	-	4,734	1
8349	Income tax related to components of other comprehensive income that will not be reclassified to profit or loss	<u>-</u>	<u>-</u>	<u>-</u>	<u>-</u>
	Total items that will not be reclassified subsequently to profit or loss	<u>1,463</u>	<u>-</u>	<u>4,593</u>	<u>1</u>
8360	<b>Items that may be reclassified subsequently to profit or loss</b>				
8361	Exchange differences on translation of foreign financial statements	(18,690)	(1)	(2,808)	-
8380	Share of other comprehensive income of subsidiaries, associates and joint ventures accounted for using equity method	(7,151)	(1)	24,505	2
8399	Income tax related to components of other comprehensive income that will be reclassified to profit or loss	<u>-</u>	<u>-</u>	<u>-</u>	<u>-</u>
	Total items that may be reclassified subsequently to profit or loss	<u>(25,841)</u>	<u>(2)</u>	<u>21,697</u>	<u>2</u>
8300	<b>Other comprehensive income (loss)</b>	<u>(24,378)</u>	<u>(2)</u>	<u>26,290</u>	<u>3</u>
	<b>Total comprehensive income</b>	<u>\$ 431,256</u>	<u>35</u>	<u>492,179</u>	<u>49</u>
	<b>Earnings per share (in dollars) (note 6(n))</b>				
9750	<b>Basic earnings per share</b>	<u>\$ 6.91</u>		<u>7.06</u>	
9850	<b>Diluted earnings per share</b>	<u>\$ 6.83</u>		<u>6.98</u>	

See accompanying notes to parent company only financial statements.

(English Translation of Parent Company Only Financial Statements Originally Issued in Chinese)  
**WISTRON INFORMATION TECHNOLOGY AND SERVICES CORPORATION**

**Parent Company Only Statements of Changes in Equity**

**For the years ended December 31, 2021 and 2020**

**(Expressed in Thousands of New Taiwan Dollars)**

	Capital stock			Retained earnings				Other equity			Total equity
	Common stock	Capital surplus		Legal reserve	Special reserve	Unappropriated retained earnings	Total	Exchange differences on translation of foreign financial statements	Unrealized gains (losses) on financial assets measured at fair value through other comprehensive income	Treasury shares	
<b>Balance at January 1, 2020</b>	\$ 664,011	736,051		90,505	75,904	667,623	834,032	(102,909)	(22,188)	-	2,108,997
Net profit	-	-	-	-	-	465,889	465,889	-	-	-	465,889
Other comprehensive income	-	-	-	-	-	(141)	(141)	21,697	4,734	-	26,290
Total comprehensive income	-	-	-	-	-	465,748	465,748	21,697	4,734	-	492,179
Appropriation and distribution of retained earnings:											
Legal reserve	-	-	41,335	-	-	(41,335)	-	-	-	-	-
Special reserve	-	-	-	49,193	(49,193)	-	-	-	-	-	-
Cash dividends	-	-	-	-	(212,484)	(212,484)	(212,484)	-	-	-	(212,484)
Purchase of treasury shares	-	-	-	-	-	-	-	-	-	(73,500)	(73,500)
Disposal of investments in equity instruments designated at fair value through other comprehensive income	-	-	-	-	-	(17,454)	(17,454)	-	17,454	-	-
New share issued through employee's profit sharing bonus	3,072	16,928	-	-	-	-	-	-	-	-	20,000
Due to donated assets received	-	26	-	-	-	-	-	-	-	-	26
<b>Balance at December 31, 2020</b>	667,083	753,005		131,840	125,097	812,905	1,069,842	(81,212)	-	(73,500)	2,335,218
Net profit	-	-	-	-	-	455,634	455,634	-	-	-	455,634
Other comprehensive income	-	-	-	-	-	1,463	1,463	(25,841)	-	-	(24,378)
Total comprehensive income	-	-	-	-	-	457,097	457,097	(25,841)	-	-	431,256
Appropriation and distribution of retained earnings:											
Legal reserve	-	-	44,829	-	-	(44,829)	-	-	-	-	-
Cash dividends	-	-	-	-	(328,752)	(328,752)	(328,752)	-	-	-	(328,752)
Reversal of special reserve	-	-	-	(43,885)	43,885	-	-	-	-	-	-
New share issued through employee's profit sharing bonus	2,128	17,872	-	-	-	-	-	-	-	-	20,000
<b>Balance at December 31, 2021</b>	\$ 669,211	770,877		176,669	81,212	940,306	1,198,187	(107,053)	-	(73,500)	2,457,722

See accompanying notes to parent company only financial statements.

(English Translation of Parent Company Only Financial Statements Originally Issued in Chinese)  
WISTRON INFORMATION TECHNOLOGY AND SERVICES CORPORATION

Parent Company Only Statements of Cash Flows

For the years ended December 31, 2021 and 2020

(Expressed in Thousands of New Taiwan Dollars)

	2021	2020
<b>Cash flows generated from (used in) operating activities:</b>		
Profit before tax	\$ 502,968	494,735
<b>Adjustments:</b>		
<b>Adjustments to reconcile loss:</b>		
Depreciation expense	19,207	18,729
Amortization expense	5,228	3,063
Reversal of expected credit loss provision	(185)	(93)
Interest expense	312	218
Interest income	(100)	(473)
Dividend income	-	(260)
Recognized share of subsidiaries, associates and joint ventures accounted for using equity method	(294,952)	(385,679)
Gain on disposal of property, plant and equipment	(115)	(41)
Other	1,786	-
<b>Total adjustments to reconcile loss</b>	(268,819)	(364,536)
<b>Changes in operating assets and liabilities:</b>		
<b>Changes in operating assets:</b>		
Decrease in current contract assets	6,165	2,108
Increase in accounts receivable, net	(53,031)	(4,899)
(Increase) decrease in accounts receivable — related parties	(10,391)	4,978
Decrease (increase) in other receivable	60	(61)
Decrease in other receivables — related parties	3,134	5,898
(Increase) decrease in prepayments	(271)	105
(Increase) decrease in other current assets	(567)	337
<b>Total changes in operating assets</b>	(54,901)	8,466
<b>Changes in operating liabilities:</b>		
(Decrease) increase in contract liabilities	(14)	1,924
Increase (decrease) in accounts payable	673	(5,633)
Decrease in accounts payable — related parties	-	(1,518)
Increase in other payables	58,301	41,671
(Decrease) increase in other payables — related parties	(243)	314
Increase (decrease) in other current liabilities	1,010	(909)
Increase in net defined benefit liability	571	549
<b>Total changes in operating liabilities</b>	60,298	36,398
<b>Net changes in operating assets and liabilities</b>	5,397	44,864
<b>Total changes in operating assets and liabilities</b>	(263,422)	(319,672)
Cash generated from operations	239,546	175,063
Interest received	101	547
Interest paid	(300)	(218)
Income taxes paid	(26,806)	(29,283)
<b>Net cash flows generated from operating activities</b>	212,541	146,109
<b>Cash flows generated from (used in) investing activities:</b>		
Proceeds from disposal of financial assets at fair value through other comprehensive income	-	17,946
Acquisition of investments accounted for using equity method	(5,000)	-
Acquisition of property, plant and equipment	(24,479)	(1,278)
Proceeds from disposal of property, plant and equipment	218	41
Decrease in refundable deposits	3,583	3,322
Acquisition of intangible assets	(8,263)	(4,107)
Dividends received	-	260
<b>Net cash flows (used in) generated from investing activities</b>	(33,941)	16,184
<b>Cash flows generated from (used in) financing activities:</b>		
Increase in short-term loans	303,241	166,276
Repayments of short-term loans	(203,241)	(166,276)
Repayments of the principal portion of lease liabilities	(573)	(424)
Cash dividends paid	(328,752)	(212,484)
Payments to acquire treasury shares	-	(73,500)
Due to donated assets received	-	26
<b>Net cash flows used in financing activities</b>	(229,325)	(286,382)
<b>Net decrease in cash and cash equivalents</b>	(50,725)	(124,089)
<b>Cash and cash equivalents at beginning of year</b>	167,356	291,445
<b>Cash and cash equivalents at end of year</b>	\$ 116,631	167,356

See accompanying notes to parent company only financial statements.

(English Translation of Parent Company Only Financial Statements Originally Issued in Chinese)  
**WISTRON INFORMATION TECHNOLOGY AND SERVICES CORPORATION**

**Notes to the Parent Company Only Financial Statements**

**For the years ended December 31, 2021 and 2020**

**(Expressed in Thousands of New Taiwan Dollars, unless otherwise specified)**

**(1) Company history**

Mirrors International, Inc. was incorporated on June 1, 1992 as a company limited by shares under the laws of the Republic of China (R.O.C); and in July 2004, it changed its name to Wistron Information Technology and Services Corporation (the “Company”). The Company is primarily engaged in the development and maintenance of the IT system, IT consulting and outsourcing services.

**(2) Approval date and procedures of the financial statements**

The parent company only financial statements for the years ended December 31, 2021 and 2020 were authorized for issue by the Board of Directors on March 8, 2022 .

**(3) New standards, amendments and interpretations adopted**

- (a) The impact of the International Financial Reporting Standards (“IFRSs”) endorsed by the Financial Supervisory Commission, R.O.C. (“FSC”) which have already been adopted.

The Company has initially adopted the following new amendments, which do not have a significant impact on its financial statements, from January 1, 2021:

- Amendments to IFRS 4 “Extension of the Temporary Exemption from Applying IFRS 9”
- Amendments to IFRS 9, IAS 39, IFRS 7, IFRS 4 and IFRS 16 “Interest Rate Benchmark Reform—Phase 2”

The Group has initially adopted the following new amendments, which do not have a significant impact on its consolidated financial statements, from April 1, 2021:

- Amendments to IFRS 16 “Covid-19-Related Rent Concessions beyond June 30, 2021”

- (b) The impact of IFRS issued by the FSC but not yet effective

The Company assesses that the adoption of the following new amendments, effective for annual period beginning on January 1, 2022, would not have a significant impact on its financial statements:

- Amendments to IAS 16 “Property, Plant and Equipment—Proceeds before Intended Use”
- Amendments to IAS 37 “Onerous Contracts—Cost of Fulfilling a Contract”
- Annual Improvements to IFRS Standards 2018–2020
- Amendments to IFRS 3 “Reference to the Conceptual Framework”

(Continued)

**WISTRON INFORMATION TECHNOLOGY AND SERVICES CORPORATION**  
**Notes to the Parent Company Only Financial Statements**

- (c) The impact of IFRS issued by IASB but not yet endorsed by the FSC

The following new and amended standards, which may be relevant to the Company, have been issued by the International Accounting Standards Board (IASB), but have yet to be endorsed by the FSC:

<b>Standards or Interpretations</b>	<b>Content of amendment</b>	<b>Effective date per IASB</b>
Amendments to IAS 1 “Classification of Liabilities as Current or Non-current”	The amendments aim to promote consistency in applying the requirements by helping companies determine whether, in the statement of balance sheet, debt and other liabilities with an uncertain settlement date should be classified as current (due or potentially due to be settled within one year) or non-current. The amendments include clarifying the classification requirements for debt a company might settle by converting it into equity.	January 1, 2023

The Company is evaluating the impact of its initial adoption of the abovementioned standards or interpretations on its financial position and financial performance. The results thereof will be disclosed when the Company completes its evaluation.

The Company does not expect the following other new and amended standards, which have yet to be endorsed by the FSC, to have a significant impact on its financial statements:

- Amendments to IFRS 10 and IAS 28 “Sale or Contribution of Assets Between an Investor and Its Associate or Joint Venture”
- IFRS 17 “Insurance Contracts” and amendments to IFRS 17 “Insurance Contracts”
- Amendments to IAS 1 “Disclosure of Accounting Policies”
- Amendments to IAS 8 “Definition of Accounting Estimates”
- Amendments to IAS 12 “Deferred Tax related to Assets and Liabilities arising from a Single Transaction”

**(4) Summary of significant accounting policies**

The significant accounting policies presented in the parent company only financial statements are summarized as follows. And the accounting policies have been applied consistently to all periods presented in these parent company only financial statements.

- (a) Statement of compliance

These parent company only financial statements have been prepared in accordance with the Regulations Governing the Preparation of Financial Reports by Securities Issuers.

(Continued)

**WISTRON INFORMATION TECHNOLOGY AND SERVICES CORPORATION**  
**Notes to the Parent Company Only Financial Statements**

(b) Basis of preparation

(i) Basis of measurement

Except for the net defined benefit liabilities are measured at the present value of the defined benefit obligation less fair value of the plan assets, and the effect of the asset ceiling explained in Note 4(n), the financial statements have been prepared on the historical cost basis.

(ii) Functional and presentation currency

The functional currency of the Company is determined based on the primary economic environment in which the Company operates. The parent company only financial statements are presented in New Taiwan Dollars (NTD), which is the Company's functional currency. All financial information presented in NTD has been rounded to the nearest thousand.

(c) Foreign currencies

(i) Foreign currency transactions

Transactions in foreign currencies are translated into the respective functional currencies of the Company at the exchange rates at the dates of the transactions. At the end of each subsequent reporting period, monetary items denominated in foreign currencies are translated into the functional currencies using the exchange rate at that date.

Non-monetary items denominated in foreign currencies that are measured at fair value are translated into the functional currencies using the exchange rate at the date that the fair value was determined. Non-monetary items denominated in foreign currencies that are measured based on historical cost are translated using the exchange rate at the date of the transaction.

Exchange differences are generally recognized in profit or loss, except for an investment in equity securities designated as at fair value through other comprehensive income which is recognized in other comprehensive income.

(ii) Foreign operations

The assets and liabilities of foreign operations, including goodwill and fair value adjustments arising on acquisition, are translated into NTD at the exchange rates of the reporting date. The income and expenses of foreign operations are translated into NTD at the average rate. Exchange differences are recognized in other comprehensive income.

When a foreign operation is disposed of such that control, significant influence or joint control is lost, the cumulative amount in the translation reserve related to that foreign operation is reclassified to profit or loss as part of the gain or loss on disposal. When the Company disposes of only part of investment in an associate of joint venture that includes a foreign operation while retaining significant or joint control, the relevant proportion of the cumulative amount is reclassified to profit or loss.

(Continued)

**WISTRON INFORMATION TECHNOLOGY AND SERVICES CORPORATION**  
**Notes to the Parent Company Only Financial Statements**

When the settlement of a monetary receivable from or payable to a foreign operation is neither planned nor likely to occur in the foreseeable future, exchange differences arising from such monetary items that are considered to form part of the net investment in the foreign operation are recognized in other comprehensive income.

(d) Classification of current and non-current assets and liabilities

An asset is classified as current under one of the following criteria, and all other assets are classified as non-current.

- (i) It is expected to be realized, or intended to be sold or consumed, in the normal operating cycle;
- (ii) It is held primarily for the purpose of trading;
- (iii) It is expected to be realized within twelve months after the reporting period; or
- (iv) The asset is cash or a cash equivalent unless the asset is restricted from being exchanged or used to settle a liability for at least twelve months after the reporting period.

A liability is classified as current under one of the following criteria, and all other liabilities are classified as non-current.

- (i) It is expected to be settled in the normal operating cycle;
- (ii) It is held primarily for the purpose of trading;
- (iii) It is due to be settled within twelve months after the reporting period; or
- (iv) The Company does not have an unconditional right to defer settlement of the liability for at least twelve months after the reporting period. Terms of a liability that could, at the option of the counterparty, result in its settlement by issuing equity instruments do not affect its classification.

(e) Cash and cash equivalents

Cash comprises of cash on hand and demand deposits. Cash equivalents are short-term, highly liquid investments that are readily convertible to known amounts of cash and are subject to an insignificant risk of changes in value. Time deposits which meet the above definition and are held for the purpose of meeting short-term cash commitments rather than for investment or other purposes should be recognized as cash equivalents.

(f) Financial instruments

Accounts receivable is initially recognized when it is originated. All other financial assets and financial liabilities are initially recognized when the Company becomes a party to the contractual provisions of the instrument. A financial asset (unless it is an accounts receivable without a significant financing component) or financial liability is initially measured at fair value plus, for an item not at fair value through profit or loss (FVTPL), transaction costs that are directly attributable to its acquisition or issue. An accounts receivable without a significant financing component is initially measured at the transaction price.

(Continued)



**WISTRON INFORMATION TECHNOLOGY AND SERVICES CORPORATION**  
**Notes to the Parent Company Only Financial Statements**

(i) Financial assets

All regular way purchases or sales of financial assets are recognized and derecognized on a trade date basis.

On initial recognition, a financial asset is classified as measured at amortized cost or fair value through other comprehensive income-equity investment. Financial assets are not reclassified subsequent to their initial recognition unless the Company changes its business model for managing financial assets, in which case all affected financial assets are reclassified on the first day of the first reporting period following the change in the business model.

1) Financial assets measured at amortized cost

A financial asset is measured at amortized cost if it meets both of the following conditions and is not designated as at FVTPL:

- it is held within a business model whose objective is to hold assets to collect contractual cash flows; and
- its contractual terms give rise on specified dates to cash flows that are solely payments of principal and interest on the principal amount outstanding.

These assets are subsequently measured at amortized cost, which is the amount at which the financial asset is measured at initial recognition, plus/minus, the cumulative amortization using the effective interest method, adjusted for any loss allowance. Interest income, foreign exchange gains and losses, as well as impairment losses, are recognized in profit or loss. Any gain or loss on derecognition is recognized in profit or loss.

2) Financial assets measured at Fair value through other comprehensive income (FVOCI)

On initial recognition of an equity investment that is not held for trading, the Company may irrevocably elect to present subsequent changes in the investment's fair value in other comprehensive income. This election is made on an instrument-by-instrument basis.

Equity investments at FVOCI are subsequently measured at fair value. Dividends are recognized as income in profit or loss unless the dividend clearly represents a recovery of part of the cost of the investment. Other net gains and losses are recognized in other comprehensive income and are never reclassified to profit or loss.

Dividend income is recognized in profit or loss on the date on which the Company's right to receive payment is established.

3) Impairment of financial assets

The Company recognizes loss allowances for expected credit losses (ECL) on financial assets measured at amortized cost (including cash and cash equivalents, accounts receivable, other receivables, other financial assets and guarantee deposit), and contract assets.

(Continued)



**WISTRON INFORMATION TECHNOLOGY AND SERVICES CORPORATION**  
**Notes to the Parent Company Only Financial Statements**

The Company measures loss allowances at an amount equal to lifetime ECL, except for the following which are measured as 12-month ECL :

- bank balances for which credit risk (i.e. the risk of default occurring over the expected life of the financial instrument) has not increased significantly since initial recognition.

Loss allowance for accounts receivable and contract assets are always measured at an amount equal to lifetime ECL.

When determining whether the credit risk of a financial asset has increased significantly since initial recognition and when estimating ECL, the Company considers reasonable and supportable information that is relevant and available without undue cost or effort. This includes both quantitative and qualitative information and analysis based on the Company's historical experience and informed credit assessment as well as forward-looking information.

Lifetime ECL are the ECL that result from all possible default events over the expected life of a financial instrument.

12-month ECL are the portion of ECL that result from default events that are possible within the 12 months after the reporting date (or a shorter period if the expected life of the instrument is less than 12 months).

The maximum period considered when estimating ECL is the maximum contractual period over which the Company is exposed to credit risk.

The Company assumes that the credit risk on a financial asset has increased significantly if it is more than 180 days past due.

The Company considers a financial asset to be in default when the debtor is unlikely to pay its credit obligations to the Company in full.

ECL are probability-weighted estimate of credit losses. Credit losses are measured as the present value of all cash shortfalls (i.e. the difference between the cash flows due to the Company in accordance with the contract and the cash flows that the Company expects to receive). ECL are discounted at the effective interest rate of the financial asset.

At each reporting date, the Company assesses whether financial assets carried at amortized cost are credit-impaired. A financial asset is 'credit-impaired' when one or more events that have a detrimental impact on the estimated future cash flows of the financial asset have occurred.

Loss allowances for financial assets measured at amortized cost are deducted from the gross carrying amount of the asset.

(Continued)

**WISTRON INFORMATION TECHNOLOGY AND SERVICES CORPORATION**  
**Notes to the Parent Company Only Financial Statements**

The gross carrying amount of a financial asset is written off when the Company has no reasonable expectations of recovering a financial asset in its entirety or a portion thereof. However, financial assets that are written off could still be subject to enforcement activities in order to comply with the Company's procedures for recovery of amounts due.

4) Derecognition of financial assets

The Company derecognizes a financial asset when the contractual rights to the cash flows from the financial asset expire, or it transfers the rights to receive the contractual cash flows in a transaction in which substantially all of the risks and rewards of ownership of the financial asset are transferred or in which the Company neither transfers nor retains substantially all of the risks and rewards of ownership and it does not retain control of the financial asset.

The Company enters into transactions whereby it transfers assets recognized in its statement of balance sheet, but retains either all or substantially all of the risks and rewards of the transferred assets. In these cases, the transferred assets are not derecognized.

(ii) Financial liabilities and equity instruments

1) Treasury shares

When shares recognized as equity are repurchased, the amount of the consideration paid, which includes directly attributable costs, is recognized as a deduction from equity. Repurchased shares are classified as treasury shares. When treasury shares are sold or reissued subsequently, the amount received is recognized as an increase in equity, and the resulting surplus or deficit on the transaction is recognized in capital surplus or retained earnings (if the capital surplus is not sufficient to be written down).

2) Other financial liabilities

Other financial liabilities are subsequently measured at amortized cost using the effective interest method. Interest expense and foreign exchange gains and losses are recognized in profit or loss. Any gain or loss on derecognition is also recognized in profit or loss.

3) Derecognition of financial liabilities

The Company derecognizes a financial liability when its contractual obligations are discharged or cancelled, or expire. The Company also derecognizes a financial liability when its terms are modified and the cash flows of the modified liability are substantially different, in which case a new financial liability based on the modified terms is recognized at fair value.

On derecognition of a financial liability, the difference between the carrying amount of a financial liability extinguished and the consideration paid (including any non-cash assets transferred or liabilities assumed) is recognized in profit or loss.

(Continued)

**WISTRON INFORMATION TECHNOLOGY AND SERVICES CORPORATION**  
**Notes to the Parent Company Only Financial Statements**

4) Offsetting of financial assets and liabilities

Financial assets and financial liabilities are offset and the net amount presented in the statement of balance sheet when, and only when, the Company currently has a legally enforceable right to set off the amounts and it intends either to settle them on a net basis or to realize the asset and settle the liability simultaneously.

(g) Investment in subsidiaries

When preparing the parent company only financial statements, investment in subsidiaries which are controlled by the Company is accounted for using the equity method. Under the equity method, an investment in a subsidiary is initially recognized at cost and adjusted thereafter to recognize the Company's share of profit or loss and other comprehensive income of the subsidiary as well as the distribution received. The Company also recognized its share in the changes in the equity of subsidiaries.

Changes in a parent's ownership interest in a subsidiary that do not result in the loss of control are accounted for within equity.

(h) Property, plant and equipment

(i) Recognition and measurement

Items of property, plant and equipment are measured at cost, which includes capitalized borrowing costs, less accumulated depreciation and any accumulated impairment losses.

If significant parts of an item of property, plant and equipment have different useful lives, they are accounted for as separate items (major components) of property, plant and equipment.

Any gain or loss on disposal of an item of property, plant and equipment is recognized in profit or loss.

(ii) Subsequent expenditure

Subsequent expenditure is capitalized only when it is probable that the future economic benefits associated with the expenditure will flow to the Company.

(iii) Depreciation

Depreciation is calculated on the cost of an asset less its residual value and is recognized in profit or loss on a straight-line basis over the estimated useful lives of each component of an item of property, plant and equipment.

Land is not depreciated.

(Continued)

**WISTRON INFORMATION TECHNOLOGY AND SERVICES CORPORATION**  
**Notes to the Parent Company Only Financial Statements**

The estimated useful lives of property, plant and equipment for current and comparative periods are as follows:

- 1) Buildings and structures : 5 to 50 years
- 2) Computers and other equipment : 4 to 6 years
- 3) Office equipment : 6 years
- 4) Lease improvements : 5 years
- 5) Lease equipment : 3 years

Depreciation methods, useful lives and residual values are reviewed at each reporting date and adjusted if appropriate.

(i) Leases

At inception of a contract, the Company assesses whether a contract is, or contains, a lease. A contract is, or contains, a lease if the contract conveys the right to control the use of an identified asset for a period of time in exchange for consideration.

As a lessee, the Company recognizes a right-of-use asset and a lease liability at the lease commencement date. The right-of-use asset is initially measured at cost, which comprises the initial amount of the lease liability adjusted for any lease payments made at or before the commencement date, plus any initial direct costs incurred and an estimate of costs to dismantle and remove the underlying asset or to restore the underlying asset or the site on which it is located, less any lease incentives received.

The right-of-use asset is subsequently depreciated using the straight-line method from the commencement date to the earlier of the end of the useful life of the right-of-use asset or the end of the lease term. In addition, the right-of-use asset is periodically reduced by impairment losses, if any, and adjusted for certain remeasurements of the lease liability.

The lease liability is initially measured at the present value of the lease payments that are not paid at the commencement date, discounted using the interest rate implicit in the lease or, if that rate cannot be reliably determined, the Company's incremental borrowing rate.

Lease payments included in the measurement of the lease liability comprise the following:

- 1) fixed payments, including in-substance fixed payments;
- 2) variable lease payments that depend on an index or a rate, initially measured using the index or rate as at the commencement date;
- 3) amounts expected to be payable under a residual value guarantee; and
- 4) payments for purchase or termination options that are reasonably certain to be exercised.

(Continued)

**WISTRON INFORMATION TECHNOLOGY AND SERVICES CORPORATION**  
**Notes to the Parent Company Only Financial Statements**

The lease liability is measured at amortized cost using the effective interest method. It is remeasured when:

- 1) there is a change in future lease payments arising from the change in an index or rate; or
- 2) there is a change in the Company's estimate of the amount expected to be payable under a residual value guarantee; or
- 3) there is a change in the assessment on whether it will exercise an option to purchase the underlying asset; or
- 4) there is a change in the assessment on lease term as to whether it will exercise an extension or terminated option; or
- 5) there are any lease modifications to the assets, scope and other terms of the lease.

When the lease liability is remeasured, other than lease modifications, a corresponding adjustment is made to the carrying amount of the right-of-use asset, or in profit and loss if the carrying amount of the right-of-use asset has been reduced to zero.

When the lease liability is remeasured to reflect the partial or full termination of the lease for lease modifications that decrease the scope of the lease, the Company accounts for the remeasurement of the lease liability by decreasing the carrying amount of the right-of-use asset to reflect the partial or full termination of the lease, and recognize in profit or loss any gain or loss relating to the partial or full termination of the lease.

The Company presents right-of-use assets that do not meet the definition of investment and lease liabilities as a separate line item respectively in the balance sheets.

The Company has elected not to recognize right-of-use assets and lease liabilities for short-term leases that have a lease term of 12 months or less and leases of low-value assets. The Company recognizes the lease payments associated with these leases as an expense on a straight-line basis over the lease term.

(j) Intangible assets

Other intangible assets, excluding goodwill, that are acquired by the Company and have finite useful lives are measured at cost less accumulated amortization and any accumulated impairment losses. Subsequent expenditure is capitalized only when it increases the future economic benefits embodied in the specific asset to which it relates. All other expenditure is recognized in profit or loss as incurred. Amortization is calculated over the cost of the asset, less its residual value, and is recognized in profit or loss on a straight-line basis over the estimated useful lives of intangible assets.

The Company's intangible assets are mainly computer software and are recognized in profit or loss on a straight-line basis over the estimated useful lives of 1~6 years.

Amortization methods, useful lives and residual values are reviewed at each reporting date and adjusted if appropriate.

(Continued)

**WISTRON INFORMATION TECHNOLOGY AND SERVICES CORPORATION**  
**Notes to the Parent Company Only Financial Statements**

(k) Impairment of non-financial assets

At each reporting date, the Company reviews the carrying amounts of its non-financial assets (other than contract assets and deferred tax assets) to determine whether there is any indication of impairment. If any such indication exists, then the asset's recoverable amount is estimated.

For impairment testing, assets are grouped together into the smallest group of assets that generates cash inflows from continuing use that are largely independent of the cash inflows of other assets or CGUs.

The recoverable amount of an asset or CGU is the greater of its value in use and its fair value less costs to sell. An impairment loss is recognized if the carrying amount of an asset or CGU exceeds its recoverable amount. Impairment losses are recognized in profit or loss.

For assets other than goodwill, an impairment loss is reversed only to the extent that the asset's carrying amount does not exceed the carrying amount that would have been determined, net of depreciation or amortization, if no impairment loss had been recognized.

(l) Revenue from contracts with customers

Revenue is measured based on the consideration to which the Company expects to be entitled in exchange for transferring goods or services to a customer. The Company recognizes revenue when it satisfies a performance obligation by transferring control of a good or a service to a customer. The accounting policies for the Company's main types of revenue are explained below:

(i) IT consulting and outsourcing services

The Company provides IT consulting and outsourcing services. Revenue is recognized in the accounting period in which the services are rendered. For fixed-price contracts, revenue is recognized based on the actual service provided to the end of the reporting period as a proportion of the total services to be provided. The proportion of services provided is determined based on the costs incurred to date as a proportion of the total estimated costs of the transaction.

Some contracts include multiple deliverables, such as system development and maintenance service. In most cases, an integration service is not included, and the transaction price will be allocated based on the stand-alone selling prices. Where these are not directly observable, they are estimated based on expected cost plus margin. If contracts include the installation of hardware, revenue for the hardware is recognized at a point in time when the hardware is delivered, the legal title has passed, and the customer has accepted the hardware.

Estimates of revenues, costs or extent of progress toward completion are revised if circumstances change. Any resulting increases or decreases in estimated revenues or costs are reflected in profit or loss in the period in which the circumstances that give rise to the revision become known by management.

In case of fixed-price contracts, the customer pays the fixed amount based on a payment schedule. If the services rendered by the Company exceed the payment, a contract asset is recognized. If the payments exceed the services rendered, a contract liability is recognized.

(Continued)

**WISTRON INFORMATION TECHNOLOGY AND SERVICES CORPORATION**  
**Notes to the Parent Company Only Financial Statements**

(ii) Financing components

The Company does not expect to have any contracts where the period between the transfer of the promised goods or services to the customer and payment by the customer exceeds one year. As a consequence, the Company does not adjust any of the transaction prices for the time value of money.

(m) Government grants

In accordance with IAS No. 20 “Accounting for Government Grants and Disclosure of Government Assistance”, the Company recognizes government grants when there is reasonable assurance that the Company will follow the conditions and the grant will be received. The Company recognizes government grants in profit or loss according to a reasonable and systematic method to match its related costs during the period.

(n) Employee benefits

(i) Defined contribution plans

Obligations for contributions to defined contribution plans are expensed as the related service is provided. Prepaid contributions are recognized as an asset to the extent that a cash refund or a reduction in future payments is available.

(ii) Defined benefit plans

The Company’s net obligation in respect of defined benefit plans is calculated separately for each the plan by estimating the amount of future benefit that employees have earned in the current and prior periods, discounting that amount and deducting the fair value of any plan assets.

The calculation of defined benefit obligations is performed annually by a qualified actuary using the projected unit credit method. When the calculation results in a potential asset for the Company, the recognized asset is limited to the present value of economic benefits available in the form of any future refunds from the plan or reductions in future contributions to the plan. To calculate the present value of economic benefits, consideration is given to any applicable minimum funding requirements.

Remeasurements of the net defined benefit liability, which comprise actuarial gains and losses, the return on plan assets (excluding interest) and the effect of the asset ceiling (if any, excluding interest), are recognized immediately in other comprehensive income, and accumulated in retained earnings within equity. The Company determines the net interest expense (income) on the net defined benefit liability (asset) for the period by applying the discount rate used to measure the defined benefit obligation at the beginning of the annual period to the then-net defined benefit liability (asset). Net interest expense and other expenses related to defined benefit plans are recognized in profit or loss.

When the benefits of a plan are changed or when a plan is curtailed, the resulting change in benefit that relates to past service or the gain or loss on curtailment is recognized immediately in profit or loss. The Company recognizes gains and losses on the settlement of a defined benefit plan when the settlement occurs.

(Continued)



**WISTRON INFORMATION TECHNOLOGY AND SERVICES CORPORATION**  
**Notes to the Parent Company Only Financial Statements**

(iii) Short-term employee benefits

Short-term employee benefits are expensed as the related service is provided. A liability is recognized for the amount expected to be paid if the Company has a present legal or constructive obligation to pay this amount as a result of past service provided by the employee and the obligation can be estimated reliably.

(o) Share-based payment

The grant-date fair value of equity-settled share-based payment arrangements granted to employees is generally recognized as an expense, with a corresponding increase in equity, over the vesting period of the awards. The amount recognized as an expense is adjusted to reflect the number of awards for which the related service and non-market performance conditions are expected to be met, such that the amount ultimately recognized is based on the number of awards that meet the related service and non-market performance conditions at the vesting date.

For share-based payment awards with non-vesting conditions, the grant-date fair value of the share-based payment is measured to reflect such conditions and there is no true-up for differences between the expected and the actual outcomes.

Grant date of the share-based payment award is the date the Company inform their employees about the exercise price and shares.

(p) Income taxes

Income taxes comprise current taxes and deferred taxes. Except for expenses related to business combinations, or are recognized directly in equity or other comprehensive income, all current and deferred taxes shall be recognized in profit or loss.

Current taxes comprise the expected tax payables or receivables on the taxable profits (losses) for the year and any adjustment to the tax payable or receivable in respect of previous years. The amount of current tax payables or receivables are the best estimate of the tax amount expected to be paid or received that reflects uncertainty related to income taxes, if any. It is measured using tax rates enacted or substantively enacted at the reporting date.

Deferred taxes arise due to temporary differences between the carrying amounts of assets and liabilities for financial reporting purposes and their respective tax bases. Deferred taxes shall not be recognized for the below exceptions:

- (i) temporary differences on the initial recognition of assets and liabilities in a transaction that is not a business combination and that affects neither accounting nor taxable profits (losses) at the time of the transaction;
- (ii) temporary differences related to investments in subsidiaries, associates and joint arrangements to the extent that the Company is able to control the timing of the reversal of the temporary differences and it is probable that they will not reverse in the foreseeable future; and
- (iii) taxable temporary differences arising on the initial recognition of goodwill.

(Continued)



**WISTRON INFORMATION TECHNOLOGY AND SERVICES CORPORATION**  
**Notes to the Parent Company Only Financial Statements**

Deferred tax assets are recognized for the carry forward of unused tax losses, unused tax credits, and deductible temporary differences to the extent that it is probable that future taxable profits will be available against which they can be utilized. Deferred tax assets are reviewed at each reporting date and are reduced to the extent that it is no longer probable that the related tax benefits will be realized; such reductions are reversed when the probability of future taxable profits improves.

Deferred taxes are measured at the tax rates that are expected to be applied to temporary differences when they reverse, using tax rates enacted or substantively enacted at the reporting date.

Deferred tax assets and liabilities are offset if the following criteria are met:

- (i) the Company has a legally enforceable right to set off current tax assets against current tax liabilities; and
- (ii) the deferred tax assets and the deferred tax liabilities relate to income taxes levied by the same taxation authority on either:
  - 1) the same taxable entity; or
  - 2) different taxable entities which intend to settle current tax assets and liabilities on a net basis, or to realize the assets and liabilities simultaneously, in each future period in which significant amounts of deferred tax liabilities or assets are expected to be settled or recovered.

(q) Earnings per share

The Company discloses the Company's basic and diluted earnings per share attributable to ordinary shareholders of the Company. The calculation of basic earnings per share is based on the profit attributable to the ordinary shareholder of the Company divided by weighted-average number of ordinary shares outstanding. The calculation of diluted earnings per share is based on the profit attributable to ordinary shareholders of the Company, divided by weighted-average number of ordinary shares outstanding after adjustment for the effects of all dilutive potential ordinary shares, such as employee stock option and employees' profit sharing bonus.

(r) Operating segment

The Company discloses the operating segment information in the consolidated financial statements. Therefore, the Company does not disclose the operating segment information in the parent company only financial statements.

**(5) Significant accounting assumptions and judgments, and major sources of estimation uncertainty**

In preparing these financial statements, management has made judgments, estimates, and assumptions that affect the application of the accounting policies and the reported amount of assets, liabilities, income and expenses. Actual results may differ from these estimates.

The management continues to monitor the accounting estimates and assumptions. The management recognizes any changes in accounting estimates during the period and the impact of those changes in accounting estimates in the following period.

(Continued)

**WISTRON INFORMATION TECHNOLOGY AND SERVICES CORPORATION**  
**Notes to the Parent Company Only Financial Statements**

Information about critical judgments in applying the accounting policies that do not have significant effects on the amounts recognized in the parent company only financial statements.

Information about assumptions and estimation uncertainties that have a significant risk of resulting in a material adjustment to the carrying amounts of assets and liabilities within the next financial year is as follows. Those assumptions and estimation have been updated to reflect the impact of COVID-19 pandemic by valuation of accounts receivable.

The Company has estimated the loss allowance of accounts receivable based on the risk of a default occurring and the rate of expected credit loss. The Company has considered historical experience, current economic conditions and forward-looking information at the reporting date to determine the expected credit loss rate to be used in calculating the impairments.

However, in the face of future economic trends, the Company may cause changes in the expected credit loss rate, and may cause losses in the future or reverse the recognized credit losses.

The allowance loss for accounts receivable please refer to Note 6(c).

**(6) Explanation of significant accounts**

(a) Cash and cash equivalents

	<b>December 31, 2021</b>	<b>December 31, 2020</b>
Cash on hand	\$ 90	90
Demand and checking deposits	116,541	107,266
Time deposits	-	60,000
Cash and cash equivalents in the parent company only statement of cash flows	<b>\$ 116,631</b>	<b>167,356</b>

Please refer to Note 6(r) for the currency rate risk and sensitivity analysis of the financial assets of the Company.

(b) Non-current financial assets at fair value through other comprehensive income

The Company designated the investments as equity securities as at fair value through other comprehensive income because these equity securities represent those investments that the Company intends to hold for long-term for strategic purposes. The Company recognized the dividend income of \$260 as financial assets at fair value through other comprehensive income in 2020. In addition, the Company sold its shares, with a fair value of \$18,000 (including securities transaction tax) as of September 18, 2020, resulting in the Company to recognize the net loss of \$17,454, which was reclassified from other comprehensive income to retained earnings.

**WISTRON INFORMATION TECHNOLOGY AND SERVICES CORPORATION**  
**Notes to the Parent Company Only Financial Statements**

(c) Accounts receivable (including related parties)

	<b>December 31, 2021</b>	<b>December 31, 2020</b>
Accounts receivable	\$ 267,568	214,537
Accounts receivable-related parties	38,115	27,724
Less: Loss allowance	-	-
	<b>\$ 305,683</b>	<b>242,261</b>

The Company applies the simplified approach to provide for its expected credit losses, i.e. the use of lifetime expected loss provision for all receivables. To measure the expected credit losses, accounts receivable has been grouped based on shared credit risk characteristics and days past due, as well as the incorporated forward-looking information.

The loss allowance provision was determined as follows:

<b>December 31, 2021</b>			
	<b>Gross carrying amount</b>	<b>Weighted- average expected credit loss rate</b>	<b>Lifetime expected credit loss allowance</b>
Not overdue	\$ 262,591	0%	-
Overdue within 30 days	36,960	0%	-
Overdue 31~120 days	6,132	0%	-
Overdue 121~180 days	-	0%	-
Overdue 181~365 days	-	12.932%~48.362%	-
Overdue more than 365 days	-	100%	-
	<b>\$ 305,683</b>		<b>-</b>
<b>December 31, 2020</b>			
	<b>Gross carrying amount</b>	<b>Weighted- average expected credit loss rate</b>	<b>Lifetime expected credit loss allowance</b>
Not overdue	\$ 230,265	0%	-
Overdue within 30 days	8,492	0%	-
Overdue 31~120 days	3,504	0%	-
Overdue 121~180 days	-	0%	-
Overdue 181~365 days	-	22.079%~73.794%	-
Overdue more than 365 days	-	100%	-
	<b>\$ 242,261</b>		<b>-</b>

(Continued)

**WISTRON INFORMATION TECHNOLOGY AND SERVICES CORPORATION**  
**Notes to the Parent Company Only Financial Statements**

The movements in the allowance for accounts receivable were as follow:

	<u>2021</u>	<u>2020</u>
Balance as of January 1	\$ -	30
Impairment losses reversed	-	(30)
Balance as of December 31	<u>\$ -</u>	<u>-</u>

As of December 31, 2021 and 2020, accounts receivable were not discounted and pledged.

(d) Investments accounted for using equity method

The components of investments accounted for using the equity method at the reporting date were as follows:

	<u>December 31, 2021</u>	<u>December 31, 2020</u>
Subsidiaries	<u>\$ 2,050,770</u>	<u>1,763,445</u>
(i) Subsidiaries		

Please refer to the consolidated financial statements for the year ended December 31, 2021.

(ii) The investments accounted for using equity method were not pledged.

(e) Property, plant and equipment

The movements in cost and accumulated depreciation of property, plant and equipment were as follows:

	<u>Land</u>	<u>Buildings and structures</u>	<u>Computers and other equipment</u>	<u>Office equipment</u>	<u>Lease improvements</u>	<u>Lease equipment</u>	<u>Total</u>
<b>Cost :</b>							
Balance as of January 1, 2021	\$ 185,913	309,808	44,358	8,775	-	504	549,358
Additions	4,943	10,004	9,485	47	-	-	24,479
Disposals	-	-	(1,510)	(43)	-	(504)	(2,057)
Balance as of December 31, 2021	<u>\$ 190,856</u>	<u>319,812</u>	<u>52,333</u>	<u>8,779</u>	<u>-</u>	<u>-</u>	<u>571,780</u>
Balance as of January 1, 2020	\$ 185,913	309,808	47,682	8,849	1,458	504	554,214
Additions	-	-	1,222	56	-	-	1,278
Disposals	-	-	(4,546)	(130)	(1,458)	-	(6,134)
Balance as of December 31, 2020	<u>\$ 185,913</u>	<u>309,808</u>	<u>44,358</u>	<u>8,775</u>	<u>-</u>	<u>504</u>	<u>549,358</u>

(Continued)

**WISTRON INFORMATION TECHNOLOGY AND SERVICES CORPORATION**  
**Notes to the Parent Company Only Financial Statements**

	Land	Buildings and structures	Computers and other equipment	Office equipment	Lease improvements	Lease equipment	Total
<b>Accumulated depreciation :</b>							
Balance as of January 1, 2021	\$ -	13,458	29,837	2,584	-	504	46,383
Depreciation	-	9,897	7,372	1,395	-	-	18,664
Disposals	-	-	(1,432)	(18)	-	(504)	(1,954)
Balance as of December 31, 2021	<u>\$ -</u>	<u>23,355</u>	<u>35,777</u>	<u>3,961</u>	<u>-</u>	<u>-</u>	<u>63,093</u>
Balance as of January 1, 2020	\$ -	3,958	26,988	1,321	1,458	504	34,229
Depreciation	-	9,500	7,395	1,393	-	-	18,288
Disposals	-	-	(4,546)	(130)	(1,458)	-	(6,134)
Balance as of December 31, 2020	<u>\$ -</u>	<u>13,458</u>	<u>29,837</u>	<u>2,584</u>	<u>-</u>	<u>504</u>	<u>46,383</u>
<b>Carrying value :</b>							
Balance as of December 31, 2021	<u>\$ 190,856</u>	<u>296,457</u>	<u>16,556</u>	<u>4,818</u>	<u>-</u>	<u>-</u>	<u>508,687</u>
Balance as of December 31, 2020	<u>\$ 185,913</u>	<u>296,350</u>	<u>14,521</u>	<u>6,191</u>	<u>-</u>	<u>-</u>	<u>502,975</u>
Balance as of January 1, 2020	<u>\$ 185,913</u>	<u>305,850</u>	<u>20,694</u>	<u>7,528</u>	<u>-</u>	<u>-</u>	<u>519,985</u>

As of December 31, 2021 and 2020, the property, plant and equipment were not pledged.

(f) Right-of-use assets

The Company leases buildings and structures and transportation equipment. The movements in right-of-use assets were as follows:

	Buildings and structures	Transportation equipment	Total
<b>Cost:</b>			
Balance as of January 1, 2021	\$ -	1,323	1,323
Additions	918	-	918
Balance as of December 31, 2021	<u>\$ 918</u>	<u>1,323</u>	<u>2,241</u>
Balance as of January 1, 2020	\$ -	1,323	1,323
Balance as of December 31, 2020	<u>\$ -</u>	<u>1,323</u>	<u>1,323</u>
<b>Accumulated depreciation:</b>			
Balance as of January 1, 2021	\$ -	588	588
Depreciation	102	441	543
Balance as of December 31, 2021	<u>\$ 102</u>	<u>1,029</u>	<u>1,131</u>
Balance as of January 1, 2020	\$ -	147	147
Depreciation	-	441	441
Balance as of December 31, 2020	<u>\$ -</u>	<u>588</u>	<u>588</u>
<b>Carrying amount:</b>			
Balance as of December 31, 2021	<u>\$ 816</u>	<u>294</u>	<u>1,110</u>
Balance as of December 31, 2020	<u>\$ -</u>	<u>735</u>	<u>735</u>
Balance as of January 1, 2020	<u>\$ -</u>	<u>1,176</u>	<u>1,176</u>

(Continued)

**WISTRON INFORMATION TECHNOLOGY AND SERVICES CORPORATION**  
**Notes to the Parent Company Only Financial Statements**

(g) Intangible assets

The movements in intangible assets were as follows:

	<b>Software</b>
<b>Cost :</b>	
Balance as of January 1, 2021	\$ 38,544
Additions	8,263
Disposals	-
Balance as of December 31, 2021	<u>\$ 46,807</u>
Balance as of January 1, 2020	\$ 34,443
Additions	4,107
Disposals	(6)
Balance as of December 31, 2020	<u>\$ 38,544</u>
<b>Accumulated amortization :</b>	
Balance as of January 1, 2021	\$ 30,290
Amortization	5,228
Disposals	-
Balance as of December 31, 2021	<u>\$ 35,518</u>
Balance as of January 1, 2020	\$ 27,233
Amortization	3,063
Disposals	(6)
Balance as of December 31, 2020	<u>\$ 30,290</u>
<b>Carrying value :</b>	
Balance as of December 31, 2021	<u>\$ 11,289</u>
Balance as of December 31, 2020	<u>\$ 8,254</u>
Balance as of January 1, 2020	<u>\$ 7,210</u>

For the years ended December 31, 2021 and 2020, the amortization of intangible assets is included in the cost of sales and operating expenses in the statement of comprehensive income.

(h) Other current assets

	<b>December 31, 2021</b>	<b>December 31, 2020</b>
Refundable deposits	\$ 2,195	5,778
Temporary payments	1,451	884
	<u>\$ 3,646</u>	<u>6,662</u>

For the years ended December 31, 2021 and 2020, the other current assets were not pledged.

**WISTRON INFORMATION TECHNOLOGY AND SERVICES CORPORATION**  
**Notes to the Parent Company Only Financial Statements**

(i) Short-term borrowings

The short-term borrowings were as follows:

	<u>December 31,</u> <u>2021</u>	<u>December 31,</u> <u>2020</u>
Unsecured bank loans	\$ <u>100,000</u>	<u>-</u>
Unsecured bank credit lines	\$ <u>900,000</u>	<u>805,080</u>
Range of interest rates	<u>0.51%</u>	<u>-</u>

(j) Lease liabilities

The carrying amounts of lease liabilities were as follows:

	<u>December 31,</u> <u>2021</u>	<u>December 31,</u> <u>2020</u>
Current	\$ <u>570</u>	<u>449</u>
Non-current	\$ <u>498</u>	<u>274</u>

For the maturity analysis, please refer to Note 6(r).

The amounts recognized in profit or loss were as follows:

	<u>2021</u>	<u>2020</u>
Interest expenses on lease liabilities	\$ <u>30</u>	<u>53</u>
Expenses relating to short-term leases	\$ <u>820</u>	<u>401</u>
Expenses relating to leases of low-value assets (excluding short-term leases of low-value assets)	\$ <u>380</u>	<u>452</u>

The amount recognized in the statement of cash flows for the Company was as follows:

	<u>2021</u>	<u>2020</u>
Total cash outflow for leases	\$ <u>1,803</u>	<u>1,330</u>

(i) Leases of buildings and structures

The Company leases buildings and structures for its office space, and the leases of office space typically run for a period of 3 years.

(ii) Other leases

The Company leases some office space and equipment. These leases are short-term or leases of low-value items. The Company has selected not to recognize right-of-use assets and lease liabilities for these leases.

**WISTRON INFORMATION TECHNOLOGY AND SERVICES CORPORATION**  
**Notes to the Parent Company Only Financial Statements**

(k) Employee benefits

(i) Defined benefit plans

Reconciliation of defined benefit obligation at present value and plan asset at fair value were as follows:

	<u>December 31,</u> <u>2021</u>	<u>December 31,</u> <u>2020</u>
Present value of the defined benefit obligations	\$ 42,487	43,650
Fair value of plan assets	<u>(27,314)</u>	<u>(27,585)</u>
Net defined benefit liabilities	<u>\$ 15,173</u>	<u>16,065</u>

The Company makes defined benefit plan contributions to the pension fund account in the Bank of Taiwan that provides pensions for employees upon retirement. Plans (covered by the Labor Standards Law) entitle a retired employee to receive retirement benefits based on years of service and average salary prior to six months of retirement.

1) Composition of plan assets

The Company allocates pension funds in accordance with the Regulations for Revenues, Expenditures, Safeguard and Utilization of the Labor Retirement Fund, and such funds are managed by the Bureau of Labor Funds, Ministry of Labor. With regard to the utilization of the funds, minimum earnings shall be no less than the earnings attainable from two-year time deposits with interest rates offered by local banks.

The Company's labor pension reserve account balance in the Bank of Taiwan amounted to \$27,314 as of December 31, 2021. For information on the utilization of the labor pension fund assets, including the asset allocation and yield of the fund, please refer to the website of the Bureau of Labor Funds, Ministry of Labor.

2) Movements at present value of the defined benefit obligations

For the years ended December 31, 2021 and 2020, the movements at present value of the defined benefit obligations for the Company were as follows:

	<u>2021</u>	<u>2020</u>
Defined benefit obligations at January 1	\$ 43,650	42,954
Current service costs and interest cost	1,183	1,280
Remeasurements of the net defined benefit liability:		
– Actuarial loss arising from changes in financial assumptions	-	2,458
– Actuarial gain arising from experience adjustments	(1,129)	(1,499)
Benefits paid	<u>(1,217)</u>	<u>(1,543)</u>
Defined benefit obligations at December 31	<u>\$ 42,487</u>	<u>43,650</u>

(Continued)



**WISTRON INFORMATION TECHNOLOGY AND SERVICES CORPORATION**  
**Notes to the Parent Company Only Financial Statements**

3) Movements at fair value of the defined benefit plan assets

For the years ended December 31, 2021 and 2020, the movements at fair value of the defined benefit plan assets for the Company were as follows:

	<u>2021</u>	<u>2020</u>
Fair value of plan assets at January 1	\$ 27,585	27,579
Expected return on plan assets	162	291
Remeasurements of the net defined benefit liability:		
— Return on plan assets	334	818
Amounts contributed to plan	450	440
Benefits paid	<u>(1,217)</u>	<u>(1,543)</u>
Fair value of plan assets at December 31	<u>\$ 27,314</u>	<u>27,585</u>

4) Expenses recognized in profit or loss

The expenses recognized in profit or loss for the Company were as follows:

	<u>2021</u>	<u>2020</u>
Current service costs	\$ 922	819
Interest cost	261	461
Expected return on plan assets	<u>(162)</u>	<u>(291)</u>
	<u>\$ 1,021</u>	<u>989</u>

	<u>2021</u>	<u>2020</u>
Cost of sales	\$ 227	216
Selling expenses	40	34
Administration expenses	<u>754</u>	<u>739</u>
	<u>\$ 1,021</u>	<u>989</u>

5) Remeasurements of the net defined benefit liability recognized in other comprehensive income

For the years ended December 31, 2021 and 2020, the remeasurements of the net defined benefit liability recognized in other comprehensive income were as follows:

	<u>2021</u>	<u>2020</u>
Accumulated amount at January 1	\$ 7,159	7,018
Recognized during the period	<u>(1,463)</u>	<u>141</u>
Accumulated amount at December 31	<u>\$ 5,696</u>	<u>7,159</u>

(Continued)

**WISTRON INFORMATION TECHNOLOGY AND SERVICES CORPORATION**  
**Notes to the Parent Company Only Financial Statements**

6) Actuarial assumptions

The principal actuarial assumptions at the reporting date were as follows:

	<b>December 31, 2021</b>	<b>December 31, 2020</b>
Discount rate	0.625 %	0.625 %
Future salary increase rate	3.000 %	3.000 %

Expected contribution to the defined benefit pension plan of the Company for the one-year period after the reporting date is \$444. The weighted average lifetime of the defined benefit plans is 15.05 years.

7) Sensitivity analysis

As of December 31, 2021, and 2020, the changes in main actuarial assumptions might have an impact on the present value of the defined benefit obligation as follows:

	<b>Influences of defined benefit obligations</b>	
	<b>Increase</b>	<b>Decrease</b>
December 31, 2021		
Discount rate (0.25%)	\$ (1,108)	1,148
Future salary increase rate (0.25%)	1,103	(1,069)
December 31, 2020		
Discount rate (0.25%)	(1,256)	1,306
Future salary increase rate (0.25%)	1,258	(1,212)

There is no change in other assumptions when performing the aforementioned sensitivity analysis. In practice, assumptions may be interactive with each other. The method used on sensitivity analysis is consistent with the calculation on the net pension liabilities.

There is no change in the method and assumptions used in the preparation of sensitivity analysis for 2021 and 2020.

(ii) Defined contribution plans

The Company set aside 6% of the contribution rate of the employee's monthly wages to the Labor Pension personal account of the Bureau of Labor Insurance in accordance with the provisions of the Labor Pension Act. The Company set aside a fixed amount to the Bureau of Labor Insurance without the payment of additional legal or constructive obligations.

The Company set aside \$38,220 and \$33,539 of the pension under the pension plan costs to the Bureau of Labor Insurance for the years ended December 31, 2021 and 2020, respectively.

**WISTRON INFORMATION TECHNOLOGY AND SERVICES CORPORATION**  
**Notes to the Parent Company Only Financial Statements**

(l) Income tax

(i) Income tax expense

The components of income tax expense for the years ended December 31, 2021 and 2020 were as follows:

	<u>2021</u>	<u>2020</u>
Current tax expense	\$ 47,289	26,706
Deferred tax expense	45	2,140
Income tax expense	<u>\$ 47,334</u>	<u>28,846</u>

There is no income tax recognized directly in equity or other comprehensive income for the years ended December 31, 2021 and 2020.

Reconciliation of income tax expenses and profit before tax for the years ended December 31, 2021 and 2020 were as follows:

	<u>2021</u>	<u>2020</u>
Profit before tax	\$ 502,968	494,735
Estimated income tax calculated using the Company's domestic tax rate	100,594	98,947
Prior-period tax adjustments	(418)	123
Change in unrecognized temporary differences	(58,272)	(75,308)
Additional tax on undistributed earnings	5,264	5,252
Others	166	(168)
	<u>\$ 47,334</u>	<u>28,846</u>

(ii) Deferred tax assets and liabilities

1) Unrecognized deferred tax liabilities

The Company is able to control the timing of the reversal of the temporary differences associated with investments in subsidiaries as of December 31, 2021 and 2020. Also, management considers it probable that the temporary differences will not reverse in the foreseeable future. Hence, such temporary differences are not recognized under deferred tax liabilities. Details are as follows:

	<u>December 31, 2021</u>	<u>December 31, 2020</u>
Aggregate amount of temporary differences related to investments in subsidiaries	<u>\$ 1,389,653</u>	<u>1,098,294</u>
Unrecognized deferred tax liabilities	<u>\$ 277,931</u>	<u>219,659</u>

(Continued)

**WISTRON INFORMATION TECHNOLOGY AND SERVICES CORPORATION**  
**Notes to the Parent Company Only Financial Statements**

2) Unrecognized deferred tax assets

There are no significant unrecognized deferred tax assets for the years ended December 31, 2021 and 2020.

3) Recognized deferred tax assets and liabilities

The movements in deferred tax assets and liabilities were as follows:

**Deferred Tax Assets:**

	<u>Defined benefit plans</u>	<u>Accrued expense</u>	<u>Others</u>	<u>Total</u>
Balance as of January 1, 2021	\$ 1,782	2,939	1,211	5,932
Recognized in profit or loss	114	320	253	687
Balance as of December 31, 2021	<u>\$ 1,896</u>	<u>3,259</u>	<u>1,464</u>	<u>6,619</u>
Balance as of January 1, 2020	\$ 1,672	2,451	2,110	6,233
Recognized in profit or loss	110	488	(899)	(301)
Balance as of December 31, 2020	<u>\$ 1,782</u>	<u>2,939</u>	<u>1,211</u>	<u>5,932</u>

**Deferred Tax Liabilities:**

	<u>Recognized share of gain of subsidiaries accounted for equity method</u>	<u>Others</u>	<u>Total</u>
Balance as of January 1, 2021	\$ 61,965	11	61,976
Recognized in profit or loss	722	10	732
Balance as of December 31, 2021	<u>\$ 62,687</u>	<u>21</u>	<u>62,708</u>
Balance as of January 1, 2020	\$ 60,137	-	60,137
Recognized in profit or loss	1,828	11	1,839
Balance as of December 31, 2020	<u>\$ 61,965</u>	<u>11</u>	<u>61,976</u>

(iii) Assessment of tax

The Company's corporate income tax returns for the year through 2019 were assessed by the local tax authorities.

(m) Capital and other equity

As of December 31, 2021 and 2020, the Company's authorized common stock were 120,000 thousand shares with a par value of \$10 dollars per share, amounting to \$1,200,000, of which 66,921 thousand shares and 66,708 thousand shares, respectively, were issued. And the capital surplus were \$669,211 and \$667,083. All proceeds from shares issued have been collected.

**WISTRON INFORMATION TECHNOLOGY AND SERVICES CORPORATION**  
**Notes to the Parent Company Only Financial Statements**

Reconciliations of shares issued for the years ended December 31, 2021 and 2020 were as follows:

	<b>Common stock (in thousands)</b>	
	<b>2021</b>	<b>2020</b>
Balance as of January 1	66,708	66,401
New share issued through employees' profit sharing bonus	213	307
Balance as of December 31	<b>66,921</b>	<b>66,708</b>

(i) Common stock

On March 10, 2021, the Company's Board of Directors approved a resolution to distribute the employees' profit sharing bonus amounting to \$20,000, consisting of 213 thousand shares. The application of the capital increase was approved by the Financial Supervisory Commission. The date of capital increase was resolved to be May 24, 2021, by the Board of Directors. The relevant registration procedures had been completed.

On March 27, 2020, the Company's Board of Directors approved a resolution to distribute the employees' profit sharing bonus amounting to \$20,000, consisting of 307 thousand shares. The application of the capital increase was approved by the Financial Supervisory Commission. The date of capital increase was resolved to be May 20, 2020, by the Board of Directors. The relevant registration procedures had been completed.

(ii) Capital surplus

The details of capital surplus at the reporting date were as follows:

	<b>December 31, 2021</b>	<b>December 31, 2020</b>
A premium issuance of common shares for cash	\$ 747,647	729,775
Transaction of treasury shares	23,204	23,204
Earnings from donated assets received	26	26
	<b>\$ 770,877</b>	<b>753,005</b>

According to the R.O.C. Company Act, capital surplus can only be used to offset a deficit, and only the realized capital surplus can be used to increase the common stock or be distributed as cash dividends. The aforementioned realized capital surplus includes capital surplus resulting from premium on issuance of capital stock and earnings from donated assets received. According to the Regulations Governing the Offering and Issuance of Securities by Securities Issuers, capital increases by transferring capital surplus in excess of par value should not exceed 10% of the total common stock outstanding.

On March 10, 2021, and March 27, 2020, the Company's Board of Directors approved a resolution to distribute employees' profit sharing bonus consisting of 213 thousand shares and 307 thousand shares. The amount of stock premium was \$17,872 and \$16,928.

(Continued)

**WISTRON INFORMATION TECHNOLOGY AND SERVICES CORPORATION**  
**Notes to the Parent Company Only Financial Statements**

(iii) Retained earning

The Company's Articles of Incorporation stipulate that the Company's net earnings should first be used to offset the prior years' deficits, if any, after paying any income taxes. Of the remaining balance, 10% is to be appropriated as legal reserve until the accumulated legal reserve equals the Company's capital; and also set aside special capital reserve in accordance with relevant regulations or as requested by the authorities. Any balance left over and the beginning balance of retaining earnings shall be distributed by way of cash or stock dividends; and the ratio for all dividends shall exceed 5% of the remaining earnings. The Company's appropriations of earnings are approved in the meeting of the Board of Directors and are presented for approval in the Company's shareholders' meeting.

The Company considers that the current industrial development of the Company is in a stage of stable growth. In order to cooperate with the Company's long-term capital planning for sustainable operation and stable growth, the Company adopts the residual dividend policy. The annual cash dividends paid shall not be less than 10% of the total cash dividends and stock dividends.

1) Legal reserve

If the Company experienced profit for the year, the meeting of shareholders may decide on the distribution of the legal reserve either by new shares or by cash of up to 25% of the actual share capital.

2) Special reserve

In accordance with the FSC, a portion of current period earnings and undistributed prior period earnings shall be reclassified as a special earnings reserve during earnings distribution. The amount to be reclassified should be equal to the total net reduction of current period of other shareholders' equity. Similarly, a portion of undistributed prior period earnings shall be reclassified as a special earnings reserve (and does not qualify for earnings distribution) to account for cumulative changes to other shareholders' equity pertaining to prior periods. Amounts of subsequent reversals pertaining to the net reduction of other shareholders' equity shall qualify for additional distributions.

3) Appropriations of earnings

The appropriations of earning for 2020 and 2019 had been approved by the shareholders' meetings held on July 23, 2021 and June 22, 2020, respectively. The appropriations and dividends were as follows:

	<b>2020</b>	<b>2019</b>
Cash dividends	<b>\$ 328,752</b>	<b>212,484</b>

**WISTRON INFORMATION TECHNOLOGY AND SERVICES CORPORATION**  
**Notes to the Parent Company Only Financial Statements**

4) Treasury shares

- a) The Company repurchased its own common stock as treasury shares in order to motivate and improve the operating performance of its employees in accordance with the requirements under section 28(2) of the Securities and Exchange Act.

The repurchase period is from March 30 to May 29, 2020. As of December 31, 2021, the repurchased treasury shares were 958 thousand shares in total. Shares transferred to employees were 0 thousand shares. Therefore, the shares of treasury shares held were 958 shares.

- b) Treasury stock cannot be pledged for debts, and treasury shares do not carry any shareholder rights until it is transferred.

(iv) Other equity interest, net of tax

	Exchange differences on translation of foreign financial statements		Unrealized gains (losses) from financial assets measured at fair value through other comprehensive income		Total	
	The Company	Subsidiaries	The Company	Subsidiaries	The Company	Subsidiaries
	Balance as of January 1, 2021	\$ (4,097)	(77,115)	-	-	(4,097)
Foreign currency translation differences	(18,690)	(7,151)	-	-	(18,690)	(7,151)
Balance as of December 31, 2021	<u>\$ (22,787)</u>	<u>(84,266)</u>	<u>-</u>	<u>-</u>	<u>(22,787)</u>	<u>(84,266)</u>
Balance as of January 1, 2020	\$ (1,289)	(101,620)	(22,188)	-	(23,477)	(101,620)
Foreign currency translation differences	(2,808)	24,505	-	-	(2,808)	24,505
Unrealized gains (losses) from financial assets measured at fair value through other comprehensive income	-	-	4,734	-	4,734	-
Disposal of financial assets measured at fair value through other comprehensive income	-	-	17,454	-	17,454	-
Balance as of December 31, 2020	<u>\$ (4,097)</u>	<u>(77,115)</u>	<u>-</u>	<u>-</u>	<u>(4,097)</u>	<u>(77,115)</u>

(n) Earnings per share (“EPS”)

(i) Basic earnings per share

	2021	2020
Net profit belonging to common shareholders	<u>\$ 455,634</u>	<u>465,889</u>
Weighted average common stock outstanding (in thousands shares)	<u>65,923</u>	<u>66,020</u>
Basic earnings per share (in dollars)	<u>\$ 6.91</u>	<u>7.06</u>

(Continued)

**WISTRON INFORMATION TECHNOLOGY AND SERVICES CORPORATION**  
**Notes to the Parent Company Only Financial Statements**

(ii) Diluted earnings per share

	<u>2021</u>	<u>2020</u>
Net profit belonging to common shareholders	\$ <u>455,634</u>	<u>465,889</u>
Weighted average common stock outstanding (in thousands shares)	65,923	66,020
Effect of potentially dilutive common stock (in thousands shares)		
Employees' profit sharing bonus	551	481
Employees' profit sharing bonus of subsidiary company	<u>210</u>	<u>279</u>
Weighted average number of common stock (diluted) (in thousands shares)	<u>66,684</u>	<u>66,780</u>
Diluted earnings per share (in dollars)	\$ <u>6.83</u>	<u>6.98</u>

(o) Revenue from contracts with customers

(i) Disaggregation of revenue

	<u>2021</u>	<u>2020</u>
Primary geographical markets:		
Taiwan	\$ 1,001,911	805,050
Japan	19,593	16,846
China	-	496
Others	<u>192,201</u>	<u>184,059</u>
	\$ <u>1,213,705</u>	<u>1,006,451</u>
Major products:		
IT service revenue	\$ <u>1,213,705</u>	<u>1,006,451</u>

(ii) Balance of contracts

	<u>December 31, 2021</u>	<u>December 31, 2020</u>	<u>January 1, 2020</u>
Accounts receivable (including related parties)	\$ 305,683	242,261	242,340
Less: loss allowance	<u>-</u>	<u>-</u>	<u>(30)</u>
	\$ <u>305,683</u>	<u>242,261</u>	<u>242,310</u>
Contract assets	\$ 5,144	11,309	13,417
Less: loss allowance	<u>(154)</u>	<u>(339)</u>	<u>(402)</u>
	\$ <u>4,990</u>	<u>10,970</u>	<u>13,015</u>

(Continued)



**WISTRON INFORMATION TECHNOLOGY AND SERVICES CORPORATION**  
**Notes to the Parent Company Only Financial Statements**

The movements in the allowance for contract assets were as follow:

	<b>2021</b>	<b>2020</b>
Balance as of January 1	\$ 339	402
Impairment losses reversed	(185)	(63)
Balance as of December 31	<b>\$ 154</b>	<b>339</b>

	<b>December 31, 2021</b>	<b>December 31, 2020</b>	<b>January 1, 2020</b>
Contract liabilities	<b>\$ 4,834</b>	<b>4,848</b>	<b>2,924</b>

For details of accounts receivable and loss allowance, please refer to Note 6(c).

The Company uses a simplified approach to contract assets to estimate expected credit losses based on the loss rate method.

The amount of revenue recognized for the years ended December 31, 2021 and 2020 that was included in the contract liabilities balance at the beginning of the year was \$4,108 and \$2,509, respectively.

The major change in the balance of contract assets and liabilities is the difference between the time frame in the performance obligation to be satisfied and the payment to be received. There were no significant changes during the period.

(p) Employees' and directors' profit sharing bonus

According to the Company's Article of Incorporation, if the Company has profit (which means income before tax excluding the amounts of employees' and directors' profit sharing bonus) it shall be contributed by the following rules. However, if the amount Company have accumulated deficit, it shall reserve the amount for offsetting deficit.

- (i) No less than 10% of profit as employees' profit sharing bonus. The Company may distribute in the form of shares or in cash, and the qualification requirements of employees, including the employees of subsidiaries of the Company, depends on certain specific requirement determined by the Board of Directors.
- (ii) No more than 2% of profit as the profit sharing bonus in cash to the Directors.

The Company's estimated of employees' and directors' profit sharing bonus were as follows:

	<b>2021</b>	<b>2020</b>
Employees' profit sharing bonus	\$ 57,120	56,219
Directors' profit sharing bonus	11,100	11,240
	<b>\$ 68,220</b>	<b>67,459</b>

(Continued)

**WISTRON INFORMATION TECHNOLOGY AND SERVICES CORPORATION**  
**Notes to the Parent Company Only Financial Statements**

The amounts are calculated by the net profit before tax excluding employees' and directors' profit sharing bonus, of each year multiplied by the percentage of employees' and directors' profit sharing bonus as specified in the Company's Article of Incorporation. The amounts excluding the part of subsidiaries are accounted for under operating expense in 2021 and 2020. The differences between the estimated amounts in the financial statements and the actual amounts approved by the Board of directors, if any, shall be accounted for as a change in accounting estimate and recognized in next year. If the Company's Board of Directors approved to distribute employee's profit sharing bonus by shares, the number of shares were calculated based on the closing price of the Company's common stock, one day before the date of the meeting of Board of Directors. Related information would be available at the Market Observation Post System website. The amounts, as stated in the financial statements, are identical to those of the actual distributions for 2021 and 2020.

(q) Non-operating income and expenses

(i) Interest income

	<b>2021</b>	<b>2020</b>
Interest income	\$ <b>100</b>	<b>473</b>

(ii) Other income

	<b>2021</b>	<b>2020</b>
Government grants	\$ 147	18
Dividend income	-	260
	\$ <b>147</b>	<b>278</b>

(iii) Other gains and losses

	<b>2021</b>	<b>2020</b>
Foreign exchange losses, net	\$ (321)	(2,352)
Management services revenue	37,580	34,695
Gain on disposals of property, plant and equipment, net	115	41
Others	367	372
	\$ <b>37,741</b>	<b>32,756</b>

(iv) Finance costs

	<b>2021</b>	<b>2020</b>
Interest expense	\$ <b>(312)</b>	<b>(218)</b>

**WISTRON INFORMATION TECHNOLOGY AND SERVICES CORPORATION**  
**Notes to the Parent Company Only Financial Statements**

(r) Financial instruments

(i) Credit risk

1) Credit risk exposure

The carrying amount of financial assets and contract assets represents the maximum amount exposed to credit risk.

2) Concentration of credit risk

When financial commodity trading is relatively concentrated on a few trading partners, or not but the trading objects are mostly engaged in similar commercial activities and have similar economic characteristics, so when the ability to perform the contract is similarly affected by economic or other conditions, a significant concentration of credit risk occurs.

As of December 31, 2021 and 2020, 70% and 68%, respectively, of accounts receivable was concentrated on 6 specific customers. Thus, credit risk is significantly centralized.

The Company has regularly assessed the possibility of recovering accounts receivable and provides appropriate allowance for impairment losses, which is within the management's expectations. In order to reduce the credit risk, the company also regularly and continuously assesses the financial status of customers, and these customers are well-known international manufacturers. In the past year, the collection status of customers was good. Therefore, the Company assesses that credit risk can be reduced.

3) Receivables and contract assets securities

For credit risk exposure of accounts receivables, please refer to Note 6(c). For the detail and impairment of contract assets, please refer to Note 6(o).

All of these financial assets are considered to have low risk, and thus, the impairment provision recognized during the period was limited to 12 months expected losses. Regarding how the financial instruments are considered to have low credit risk, please refer to Note 4(f).

(ii) Liquidity risk

The following were the contractual maturities of financial liabilities, including estimated interest payments:

	<u>Carrying amount</u>	<u>Contractual cash flows</u>	<u>Within 1 year</u>	<u>1-2 years</u>	<u>Over 2 years</u>
<b>As of December 31, 2021</b>					
Non-derivative financial liabilities					
Short-term loans	\$ 100,000	100,115	100,115	-	-
Accounts payable	3,108	3,108	3,108	-	-
Other payables (including related parties)	322,801	322,801	322,801	-	-
Lease liabilities (current and non-current)	<u>1,068</u>	<u>1,079</u>	<u>579</u>	<u>300</u>	<u>200</u>
	<u>\$ 426,977</u>	<u>427,103</u>	<u>426,603</u>	<u>300</u>	<u>200</u>

(Continued)

**WISTRON INFORMATION TECHNOLOGY AND SERVICES CORPORATION**  
**Notes to the Parent Company Only Financial Statements**

	<u>Carrying amount</u>	<u>Contractual cash flows</u>	<u>Within 1 year</u>	<u>1-2 years</u>	<u>Over 2 years</u>
<b>As of December 31, 2020</b>					
Non-derivative financial liabilities					
Accounts payable	\$ 2,435	2,435	2,435	-	-
Other payables (including related parties)	269,731	269,731	269,731	-	-
Lease liabilities (current and non-current)	<u>723</u>	<u>756</u>	<u>478</u>	<u>278</u>	<u>-</u>
	<u>\$ 272,889</u>	<u>272,922</u>	<u>272,644</u>	<u>278</u>	<u>-</u>

The Company does not expect that the cash flows included in the maturity analysis could occur significantly earlier or at significantly different amounts.

(iii) Currency risk

1) Exposure to currency risk

The Company's significant exposure to foreign currency risk were as follows:

	<u>December 31, 2021</u>			<u>December 31, 2020</u>		
	<u>Foreign currency</u>	<u>Exchange rate</u>	<u>NTD</u>	<u>Foreign currency</u>	<u>Exchange rate</u>	<u>NTD</u>
<u>Financial assets</u>						
<u>Monetary items</u>						
USD	\$ 142	27.69	3,922	650	28.508	18,543
<u>Non-monetary items</u>						
USD	67,688	27.69	1,874,286	56,252	28.508	1,603,631
JPY	523,058	0.2410	126,057	438,120	0.2761	120,965
HKD	12,799	3.5507	45,444	10,564	3.6774	38,849

2) Sensitivity analysis

The Company's exposure to foreign currency risk arises from the translation of the foreign currency exchange gains and losses on cash and cash equivalents, accounts receivable (including related parties) and other receivables (including related parties) that are denominated in foreign currency. A strengthening (weakening) 5% of appreciation (depreciation) of the NTD against the foreign currency for the years ended December 31, 2021 and 2020 would have increased (decreased) the net profit after tax by \$173 and \$1,017, respectively. The analysis assumes that all other variables remain constant.

**WISTRON INFORMATION TECHNOLOGY AND SERVICES CORPORATION**  
**Notes to the Parent Company Only Financial Statements**

3) Foreign exchange gain and loss on monetary items

The Company's exchange gain or loss, including realized and unrealized portions, of monetary items convert to amount of functional currency, information about exchange rate is as below:

	2021		2020	
	Exchange loss	Average exchange rate	Exchange loss	Average exchange rate
NTD	\$ 321	-	2,352	-

(iv) Interest rate analysis

Please refer to the notes on liquidity risk management and interest rate exposure of the Company's financial assets and liabilities. The company has no variable interest rate borrowing as of December 31, 2021 and 2020.

(v) Fair value information - Categories and fair values of financial instruments

The carrying amount of the financial assets and liabilities is reasonably close to the fair value, disclosure of the fair value information is not required.

(s) Management of financial risk

(i) Overview

The Company is exposed to the extent of the risks arising from financial instruments as below:

- 1) Credit risk
- 2) Liquidity risk
- 3) Market risk

Detailed information about the Company's objectives, policies and processes for measuring and managing the above mentioned risks was listed below. For more disclosures about the quantitative effects of these risks exposures, please refer to the respective notes in the accompanying consolidated financial statements.

(ii) Structure of risk management

Risk management policies are approved by the Board of Directors and is executed by the Company's financial department. For financial risks arising from operation management, the financial department is accountable for recognizing, evaluating and planning the hedge methods through cooperating with other operating units. The Board of Directors develop and document risk policies which cover specific risk exposure such as currency risk and derivative financial instrument risk to ensure the hedge tools are performed properly and effectively.

(Continued)

**WISTRON INFORMATION TECHNOLOGY AND SERVICES CORPORATION**  
**Notes to the Parent Company Only Financial Statements**

(iii) Credit risk

Credit risk is the risk of financial loss to the Company if a customer or counterparty to a financial instrument fails to meet its contractual obligations that arises principally from the Company's accounts receivable.

1) Accounts receivable

The Company's credit risk exposures are influenced mainly by each customer. According to the Company's credit policy, the credit rating of individual customers must be analyzed before the payment terms and credit limit are given. The Company continues to evaluate the customers' credit rating and credit limit via automatic finance system to manage the credit exposure.

The Company set up the allowance for doubtful accounts to reflect the expected credit loss of accounts receivable.

2) Investments

The credit risk exposure in the bank deposits and other financial instruments is measured and monitored by the Company's finance department. Since the Company's transactions resulted from the external parties with good credit standing and investment grade above financial institutions and companies, there are no non-compliance issues and therefore no significant credit risk.

3) Guarantees

The Company only provides endorsement or guarantee for the companies defined in its policy - "Procedures Governing Endorsements and Guarantees". The company did not provide guarantees to non-consolidated subsidiaries as of December 31, 2021 and 2020.

(iv) Liquidity risk

Liquidity risk is a risk that the Company will encounter difficulty in meeting the obligations associated with its financial liabilities that are settled by delivering cash or another financial asset. The Company's approach to managing liquidity risk is to ensure, as far as possible, that it always has sufficient liquidity to meet its liabilities when due, under both normal and stressed conditions, without incurring unacceptable losses or risking damage to the Company's reputation. The Company maintains sufficient cash and cash equivalents so as to cope with its operations and mitigate the effects of fluctuations in cash flows.

In addition, As of December 31, 2021 and 2020, the Company has unused credit facilities for bank loans of \$900,000 and \$805,080, respectively.

(Continued)

**WISTRON INFORMATION TECHNOLOGY AND SERVICES CORPORATION**  
**Notes to the Parent Company Only Financial Statements**

(v) Market risk

Market risk is the risk that changes in market prices, such as foreign exchange rates, interest rates, and equity prices, will affect the Company's income or the value of its holdings of financial instruments. The objective of market risk management is to manage and control market risk exposures within acceptable parameters, while optimizing the return.

1) Currency risk

The Company is exposed to currency risk on sales and purchases that are denominated in a currency other than the respective functional currencies of the Company's entities. The currencies used in these transactions are denominated in HKD, USD and JPY.

The Company collects information of currency to monitor the trend of currency rate and keeps connection with the foreign currency department of banks to collect the market information and determine the exchange rate appropriately for securing the currency risk.

2) Interest risk

To reduce the exposure to interest rate risk, the choice of a variable interest rate or a fixed interest rate was based on the Company's evaluation of the global economic environment and the trend in market interest rates. The Company maintains an appropriate proportion of the fixed and variable interest rate instruments to mitigate the interest rate risk.

3) Other market price risk

The Company monitors the risk arising from its available-for-sale security instruments, which are held for monitoring cash flow requirements and unused capital. The management of the Company monitors the combination of investment portfolio based on cash flow requirements. Material investments within the portfolio are managed on an individual basis, and all buy-and-sell decisions are approved by the Board of directors.

(t) Capital management

The Company's objectives for managing capital to safeguard the capacity to continue to operate, to continue to provide a return on shareholders, to maintain the interest of other related parties, and to maintain an optimal capital structure to reduce the cost of capital.

In order to maintain or adjust the capital structure, the Company may adjust the dividend payment to the shareholders, issue new shares, or sell assets to settle any liabilities. The Company uses the debt-to-equity ratio to manage capital. This ratio is the total net debt divided by the total capital.

**WISTRON INFORMATION TECHNOLOGY AND SERVICES CORPORATION**  
**Notes to the Parent Company Only Financial Statements**

The Company's debt-to-equity ratio at the reporting date was as follows:

	<b>December 31, 2021</b>	<b>December 31, 2020</b>
Total liabilities	\$ 553,284	377,877
Less: cash and cash equivalents	(116,631)	(167,356)
Net debt	<b><u>\$ 436,653</u></b>	<b><u>210,521</u></b>
Total equity	\$ 2,457,722	2,335,218
Adjustment	-	-
Total capital	<b><u>\$ 2,457,722</u></b>	<b><u>2,335,218</u></b>
Debt-to-equity ratio	<b><u>17.77 %</u></b>	<b><u>9.02 %</u></b>

As of December 31, 2021, there were no changes in the Company's approach to capital management.

(u) Investing and Financing activities not affecting current cash flow

Reconciliation of liabilities arising from financing activities for the years ended December 31, 2021 and 2020, were as follows:

	Cash flows			Non-cash changes	
	January 1, 2021	Proceeds from loans	Repayments of loans and lease liabilities	New lease	
Short-term loans	\$ -	303,241	(203,241)	-	100,000
Lease liabilities (Current and non-current)	723	-	(573)	918	1,068
	<b><u>\$ 723</u></b>	<b><u>303,241</u></b>	<b><u>(203,814)</u></b>	<b><u>918</u></b>	<b><u>101,068</u></b>
	Cash flows			Non-cash changes	
	January 1, 2020	Proceeds from loans	Repayments of loans and lease liabilities	New lease	
Short-term loans	\$ -	166,276	(166,276)	-	-
Lease liabilities (Current and non-current)	1,147	-	(424)	-	723
	<b><u>\$ 1,147</u></b>	<b><u>166,276</u></b>	<b><u>(166,700)</u></b>	<b><u>-</u></b>	<b><u>723</u></b>



**WISTRON INFORMATION TECHNOLOGY AND SERVICES CORPORATION**  
**Notes to the Parent Company Only Financial Statements**

**(7) Related-party transactions**

(a) Names and relationship with related parties

The following are entities that have transactions with the Company during the periods covered in the financial statements and the Company's subsidiaries.

<u>Name of related party</u>	<u>Relationship with the Company</u>
Wistron Information Technology and Services Limited (WIHK)	The Subsidiary
Wistron ITS (Hong Kong) Limited (WIHH) (Note 1)	The Subsidiary
Wistron Information Technology and Services Inc. (WIBI)	The Subsidiary
Wistron Information Technology and Services (Japan) Inc. (WIJP)	The Subsidiary
WITS AMERICA, CORP. (WIUS)	The Subsidiary
WITS Taiwan, Inc. (WISS) (Note 5)	The Subsidiary
Wistron Information Technology and Services (Beijing) Inc. (WIBJ)	The Subsidiary
Shanghai Booster Technologies Company Limited. (QT) (Note 6)	The Subsidiary
Beijing Enovation Technology co., Ltd. (WIYC)	The Subsidiary
Wistron ITS (Wuhan) CO. (WIWZ)	The Subsidiary
Hubei Peiwen Construction Co., Ltd. (Note 2)	The Subsidiary
Wistron ITS (Hangzhou) Ltd. (WIHZ) (Note 4)	The Subsidiary
Wistron Corporation (Wistron)	The entity with significant influence over the Company
Wiwynn Corporation (Wiwynn)	Other related party
WiAdvance Technology Corporation (AGI)	Other related party
Wistron NeWeb Corporation (WNC)	Other related party
Changing Information Technology Inc. (CGI)	Other related party
Wibase Industrial Solutions Inc. (WIS)	Other related party
Ms. Hsu and the spouse (Note 3)	The Company's key management and the spouse

(Note 1) The capital was injected in the 2nd quarter of 2020.

(Note 2) The registration of investment in Hubei Peiwen Construction Co., Ltd. was cancelled on March 2, 2021, and no capital was injected.

(Note 3) Ms. Hsu resigned in June 2021, therefore, she and her spouse were not the affiliates of the Company since the 3rd quarter of 2021.

(Note 4) The capital has not been injected at December 31, 2021 until February, 2022.

(Continued)

**WISTRON INFORMATION TECHNOLOGY AND SERVICES CORPORATION**  
**Notes to the Parent Company Only Financial Statements**

(Note 5) The company was set up in the 4th quarter of 2021.

(Note 6) The company cancelled the registration in the 4th quarter of 2021, and completed the liquidation process in January, 2022.

(b) Significant transactions with related parties

(i) Provide service to related parties

The amounts of significant sales transactions and outstanding balances between the Company and related parties were as follows:

	Revenue		Accounts receivable -related parties	
	2021	2020	December 31, 2021	December 31, 2020
Subsidiary-WIBI	\$ -	23,306	-	-
Subsidiary-WIHK	190,510	125,431	-	10,523
Subsidiary-Other	-	43,993	-	6,204
Entity with significant influence over the Company	171,475	38,786	36,393	10,177
Other related party	5,966	3,480	1,722	820
	<u>\$ 367,951</u>	<u>234,996</u>	<u>38,115</u>	<u>27,724</u>

The selling price for related parties approximated the market price. The credit terms ranged from one to three months. Accounts receivable from related parties were uncollateralized, and no expected credit loss was required after the assessment by the management.

(ii) Service expense and payable to related parties

Subsidiaries provide IT and consulting services to the Company's business and the outstanding balances were as follows:

	Cost of sales		Accounts payable -related parties	
	2021	2020	December 31, 2021	December 31, 2020
Subsidiary – WIWZ	\$ -	270	-	-
Subsidiary-Other	-	612	-	-
	<u>\$ -</u>	<u>882</u>	<u>-</u>	<u>-</u>

The transactions between the Company and its subsidiaries were determined by considering the related costs of related parties, which were different from other outsourcing transactions, so it cannot be compared with.

**WISTRON INFORMATION TECHNOLOGY AND SERVICES CORPORATION**  
**Notes to the Parent Company Only Financial Statements**

(iii) Management services

The Company provides business consulting for subsidiaries. The management services revenue and its outstanding balances were as follows:

	<u>Other income</u>		<u>Other receivable-related parties</u>	
	<u>2021</u>	<u>2020</u>	<u>December 31, 2021</u>	<u>December 31, 2020</u>
Subsidiary – WIHK	\$ 37,580	18,000	-	2,000
Subsidiary – WIBI	-	6,000	-	-
Subsidiary – WIUS	-	10,695	-	1,151
	<u>\$ 37,580</u>	<u>34,695</u>	<u>-</u>	<u>3,151</u>

(iv) Contract liabilities

As of December 31, 2021 and 2020, the Company received \$241 and \$653 advance payment from the entity with significant influence over the Company which were recognized as current contract liabilities.

(v) Other transactions

- 1) In 2021 and 2020, the entity with significant influence over the Company provided services to the Company each amounted to \$120. All other accounts payable from the above transactions each amounted to \$126 as of December 31, 2021 and 2020.
- 2) In 2021 and 2020, the Company purchased intangible assets from other related parties amounting to \$548 and \$299. The balance of other accounts payable from the above transaction were \$0 and \$314 as of December 31, 2021 and 2020.
- 3) In 2021, other related parties provided system services to the Company amounting to \$56. All other accounts payable from the above transaction amounted to \$70 on December 31, 2021.
- 4) The Company paid certain expenses on behalf of WISS, one of the subsidiaries, resulting in the outstanding receivables with an amount of \$17 as of December 31, 2021.
- 5) WIUS, one of the subsidiaries, paid certain expenses on behalf of the Company, resulting in the outstanding payables with an amount of \$1 as of December 31, 2021.

(vi) Guarantee

As of December 31, 2021 and 2020, the Company had provided guarantees for loans taken out by subsidiaries, wherein amounting to \$919,301 and \$1,019,307, respectively.

**WISTRON INFORMATION TECHNOLOGY AND SERVICES CORPORATION**  
**Notes to the Parent Company Only Financial Statements**

(vii) Receivables and payables to related parties were as follows:

	<b>December 31, 2021</b>	<b>December 31, 2020</b>
Accounts receivable—related parties:		
Accounts receivable	\$ 38,115	27,724
Other receivable	17	3,151
	<b>\$ 38,132</b>	<b>30,875</b>
Accounts payable—related parties:		
Other payables	<b>\$ 197</b>	<b>440</b>

(c) Key management personnel compensation

Key management personnel compensation comprised

	<b>2021</b>	<b>2020</b>
Short-term employee benefits	\$ 18,974	21,596
Post-employment benefits	312	387
	<b>\$ 19,286</b>	<b>21,983</b>

**(8) Pledged assets: None.**

**(9) Significant commitments and contingencies: None.**

**(10) Losses due to major disasters: None.**

**(11) Subsequent events**

(a) The appropriation of earnings for 2021 that was approved at the board of directors meeting on March 8, 2022 were as follows:

	<b>2021</b>
Common stock dividends	
Cash	<b>\$ 304,773</b>

(b) The Company's Board of Directors approved that WIBJ increased the capital from retained earnings, amounting to CNY 88,113 thousand, to strengthen its finance performance and capital structure in its meeting on January 12, 2022. Afterwards, the share capital increased from CNY 111,887 thousand to CNY 200,000 thousand.

(c) In January 2022, the Chairman of the Board of Directors approved to transfer 479 thousand shares to its employees, which included the employees of subsidiaries of the Company, and were transferred with the adjusted average repurchase price of \$76.12 dollars as the exercise price.

**WISTRON INFORMATION TECHNOLOGY AND SERVICES CORPORATION**  
**Notes to the Parent Company Only Financial Statements**

**(12) Other**

A summary of current-period employee benefits, depreciation, and amortization, by function, is as follows:

By item	By function	2021			2020		
		Cost of sales	Operating expenses	Total	Cost of sales	Operating expenses	Total
Employee benefits							
Salaries		589,397	195,704	785,101	514,579	172,776	687,355
Labor and health insurance		63,165	11,946	75,111	51,231	10,109	61,340
Pension		33,278	5,963	39,241	28,766	5,762	34,528
Directors' profit sharing bonus		-	16,098	16,098	-	15,800	15,800
Others		23,506	5,486	28,992	20,214	5,077	25,291
Depreciation		2,745	16,462	19,207	2,996	15,733	18,729
Amortization		721	4,507	5,228	209	2,854	3,063

As of December 31, 2021 and 2020, the additional information for employee numbers and employee benefits were as follows:

	<u>2021</u>	<u>2020</u>
Employee numbers	<u>965</u>	<u>851</u>
Directors' numbers without serving concurrently as employee	<u>7</u>	<u>7</u>
Average employee benefits	<u>\$ 969</u>	<u>\$ 958</u>
Average employee salaries	<u>\$ 820</u>	<u>\$ 814</u>
Average adjustment rate of employee salaries	<u>0.74%</u>	<u>12.12%</u>
Supervisor remuneration	<u>\$ 0</u>	<u>\$ 0</u>

The Company's salary and remuneration policy (including directors, supervisors, managers and employees) are as follows:

The remunerations to directors and supervisors are in accordance with the "Regulations Governing the Appointment and Exercise of Powers by the Remuneration Committee of a Company Whose Stock is Listed on the Stock Exchange or Traded Over the Counter", which are reviewed by the Remuneration Committee.

The compensation of the Company's supervisors includes fixed items such as salary and benefits, as well as variable items such as bonuses, profit sharing bonus (cash/stock) and stock options and is mainly based on variable items. The fixed items are based on the principle of maintaining the Company's competitiveness within the industry; the variable items take the Company's performance and individual's appraisal into consideration.

The employee remuneration includes salary, subsidy and bonus. The salary is determined based on academic experience, professional skills, the value of the position held and the salary level of the industry. The bonus is decided based on the Company's annual operating status and departmental and personal performance. Remuneration of employees shall be in accordance with Article 21 of the Articles of Association of the Company.

(Continued)

**WISTRON INFORMATION TECHNOLOGY AND SERVICES CORPORATION**  
**Notes to the Parent Company Only Financial Statements**

**(13) Other disclosures**

(a) Information on significant transactions

The followings is the information on significant transactions required by the “Regulations Governing the Preparation of Financial Reports by Securities Issuers” for the Company for the year ended December 31, 2021:

- (i) Loans to other parties: None.
  - (ii) Guarantees and endorsements for other parties: Please refer to Table 1.
  - (iii) Securities held as of December 31, 2021 (excluding investment in subsidiaries, associates and joint ventures): None.
  - (iv) Individual securities acquired or disposed of with accumulated amount exceeding the lower of NT\$300 million or 20% of the capital stock: None.
  - (v) Acquisition of individual real estate with amount exceeding the lower of NT\$300 million or 20% of the capital stock: None.
  - (vi) Disposal of individual real estate with amount exceeding the lower of NT\$300 million or 20% of the capital stock: None.
  - (vii) Related-party transactions for purchases and sales with amounts exceeding the lower of NT\$100 million or 20% of the capital stock: Please refer to Table 2.
  - (viii) Accounts receivable from related parties with amount exceeding the lower of NT\$100 million or 20% of the capital stock: Please refer to Table 3.
  - (ix) Trading in derivative instruments: None.
- (b) Information on investees (excluding information on investees in mainland China): Please refer to Table 4.
- (c) Information on investment in Mainland China: Please refer to Table 5.
- (d) Information on major shareholders: Please refer to Table 6.

**(14) Segment information**

Please refer to the consolidated financial statement for the year ended December 31, 2021.

**WISTRON INFORMATION TECHNOLOGY AND SERVICES CORPORATION**

**Notes to the Parent Company Only Financial Statements**

**Guarantees and endorsements for other parties**

**December 31, 2021**

**Table 1**

No.	Endorsee/ Guarantee Provider	Counter - party of guarantee and endorsement		Limits on Endorsement/ Guarantee Amount Provided to Each Guaranteed Party (Note 1)	Maximum Balance for the Period	Ending Balance	Amount Actually Drawn	Amount of Endorsement/ Guarantee Collateralized by Properties	Ratio of Accumulated Endorsement/ Guarantee to Net Equity per Latest Financial Statements	Maximum amount for guarantees and endorsements (Note 1)	Guarantee Provided by Parent Company	Guarantee Provided by A Subsidiary	Guarantee Provided to Subsidiaries in Mainland China	Notes
		Name	Relationship with the company (Note 2)											
0	The Company	WIUS	2	1,228,861	57,062	55,380	-	-	2.25 %	2,457,722	Y	N	N	-
0	The Company	WIHK	2	1,228,861	114,124	110,760	7,230	-	4.51 %	2,457,722	Y	N	N	-
0	The Company	WI BJ	2	1,228,861	87,874	86,966	-	-	3.54 %	2,457,722	Y	N	Y	-
0	The Company	WIWZ	2	1,228,861	763,622	666,195	-	-	27.11 %	2,457,722	Y	N	Y	-

(Note 1): The total amount for guarantees and endorsements provided by the Company shall not exceed the Company's net worth, which was audited by Certified Public Accountant.

Except for the subsidiary which was owned more than 90% by the guarantor which the total amount for guarantees and endorsements provided by the Company shall not exceed 50% of the Company's net worth, which was audited by Certified Public Accountant. The total amount for guarantees and endorsements provided by the Company to any individual entity shall not exceed 30% of the Company's net worth, which was audited by Certified Public Accountant.

The amount for guarantees and endorsements provided by the Company and its subsidiaries to other entities shall not exceed the Company's net worth, which was audited by Certified Public Accountant.

Except for the subsidiary which was owned more than 90% by the guarantor which the total amount for guarantees and endorsements provided by the Company shall not exceed 50% of the Company's net worth, which was audited by Certified Public Accountant. The amount for guarantees and endorsements provided by the Company and its subsidiaries to any individual entity shall not exceed 30% of the Company's net worth, which was audited by Certified Public Accountant.

(Note 2): Relationship with the Company:

1. Ordinary business relationship.
2. Subsidiary which was owned more than 50% by the guarantor.
3. An investee which was owned more than 50% in total by both the guarantor and its subsidiary.
4. An entity that is guaranteed and endorsed by all capital contributing shareholders in proportion to their shareholding percentages.

**WISTRON INFORMATION TECHNOLOGY AND SERVICES CORPORATION**

**Notes to the Parent Company Only Financial Statements**

**Related-party transactions for purchases and sales with amounts exceeding the lower of NT\$100 million or 20% of the capital stock**

**December 31, 2021**

Table 2

Name of company	Related party	Nature of relationship	Transaction details			Transactions with terms different from others			Notes/Accounts receivable (payable)		Notes
			Purchases/Sales	Amount	Percentage of total purchases/ (sales)	Payment terms	Unit price	Payment terms	Balance	Percentage of total notes/accounts receivable (payable)	
The Company	WIHK	Parent - subsidiary company	Sales	(190,510)	(15.70)%	Not materially different from the third-parties sales. (generally transaction)	Not materially different from the third-parties sales (generally transaction)	-	-	-	
WIWZ	WIHK	The same parent company	Sales	(234,853)	(5.77)%	"	"	37,402	2.49%	-	
WIWZ	WIBJ	Parent - subsidiary company	Sales	(662,790)	(16.28)%	"	"	102,676	6.83%	-	
WIHK	WIUS	The same parent company	Sales	(112,956)	(20.36)%	"	"	21,641	30.52%	-	
WIHK	The Company	Parent - subsidiary company	Purchases	190,510	42.87%	"	"	-	-	-	
WIHK	WIWZ	The same parent company	Purchases	234,853	52.71%	"	"	(37,402)	(99.12)%	-	
WIBJ	WIWZ	Parent - subsidiary company	Purchases	662,790	99.92%	"	"	(102,676)	(99.83)%	-	
WIUS	WIHK	The same parent company	Purchases	112,956	97.02%	"	"	(21,641)	(97.52)%	-	

(Continued)



**WISTRON INFORMATION TECHNOLOGY AND SERVICES CORPORATION**

**Notes to the Parent Company Only Financial Statements**

**Accounts receivable from related parties with amount exceeding the lower of NT\$100 million or 20% of the capital stock**

December 31, 2021

Table 3

Company name	Related party	Relationship	Accounts receivable-related party balance	Turnover Rate	Overdue		Amounts received in subsequent period (as of February 28, 2022)	Allowance for bad debts
					Amount	Action taken		
WTWZ	WIBJ	Parent-subsidary company	102,676	9.74	-	None	102,676	-

**WISTRON INFORMATION TECHNOLOGY AND SERVICES CORPORATION**

**Notes to the Parent Company Only Financial Statements**

**Information on investees (excluding information on investees in mainland China)**

**December 31, 2021**

**Table 4**

Name of investor	Name of investee	Location	Major operations	Initial investment amount		Shares	Ending balance		Net income (losses) of the investee	Investment income (losses)	Notes
				Ending balance	Beginning balance		Ratio of shares	Book value			
The Company	WIBI	B.V.I	Professional investment enterprise	294,184	294,184	180,000,000	100.00 %	1,849,081	261,661	261,661	-
The Company	WLIP	Japan	Research, develop, and information consulting service	29,564	29,564	1,960	100.00 %	126,057	21,650	21,650	-
The Company	WIHK	Hong Kong	Research, develop, and information consulting service	44	44	10,000	100.00 %	45,444	8,048	8,048	-
The Company	WIUS	U.S.A	Research, develop, and information consulting service	7,586	7,586	250,000	100.00 %	25,205	3,610	3,610	-
The Company	WISS	Taiwan	Research, develop, and information consulting service	5,000	-	500,000	100.00 %	4,983	(17)	(17)	-
WIBI	WIHH	Hong Kong	Professional investment enterprise	3,012	3,012	49,008,308	100.00 %	1,848,832	134,519	134,519	-

(Continued)

**WISTRON INFORMATION TECHNOLOGY AND SERVICES CORPORATION**  
**Notes to the Parent Company Only Financial Statements**  
**Information on investment in Mainland China**

**December 31, 2021**

Table 5

1. Information on investment in Mainland China:

Name of investee	Main businesses and products	Total amount of paid-in capital	Method of investment	Accumulated outflow of investment from Taiwan as of January 1, 2021	Investment flows		Accumulated outflow of investment from Taiwan as of December 31, 2021	Net income (losses) of the investee	Direct/ indirect shareholding (%) by the Company	Investment income (losses)	Carrying amount as of December 31, 2021	Accumulated inward remittance of Earnings as of December 31, 2021	Notes
					Outflow	Inflow							
QT	Research, develop, design of software, and information consulting service	4,445	(Note 1 ) 1.	2,304	-	-	2,304	1,336 (Note 3)	100.00 %	1,336 (Note 3)	77	-	(Note 8)
WTBJ	Research, develop, design of software, and information consulting service	502,865	(Note 1 ) 1.	169,420	-	-	169,420	260,505 (Note 3)	100.00 %	260,505 (Note 3)	1,846,252	-	-
WTWZ	Research, develop, design of software, and information consulting service	667,314	(Note 1 ) 2.	-	-	-	-	226,306 (Note 3)	100.00 %	226,306 (Note 3)	1,444,790	-	-
WTYC	Research, develop, design of software, and information consulting service	24,449	(Note 1 ) 2.	-	-	-	-	(278) (Note 3)	100.00 %	(278) (Note 3)	17,673	-	-

2. Limitation on investment in Mainland China:

Accumulated Investment in Mainland China as of December 31, 2021 (Note 4)	Investment Amounts Authorized by Investment Commission, MOEA (Note 4) (Note 6) (Note 7)	Upper Limit on Investment (Note 5)
197,467	502,057	1,474,633
(USD 7,131,356 )	(USD 18,131,356 )	

(Continued)

(Note 1) Ways to invest in Mainland China :

1. Indirect investment in Mainland China company through the company established in a third region.
2. Indirect investment in Mainland China company through Mainland China company.

(Note 2) The amount of the net income (losses) and the investee company carrying value as of December 31, 2021 were recognized by the investment through subsidiaries established in a third region or Mainland China.

(Note 3) The financial statements of the investee company were audited by the Company auditor.

(Note 4) Translated using the ending rate on December 31, 2021, which was USD : NTD = 1 : 27.69 .

(Note 5) The limit was the higher of 60% of the Company's net worth or NTD 80 million dollars.

(Note 6) Of which USD 1,000,000 was the investment in the dissolved subsidiary at Hangzhou. Due to operating losses, the investment has been completely lost and cannot be remitted; Of which USD 757,756 was the investment in the dissolved subsidiary at Zhejiang.

(Note 7) The Company increased investment in WIBJ, one of the subsidiaries in Mainland China, by USD 11,000,000 through WIBI, a subsidiary established in a third region, wherein the investment had been authorized by Investment Commission, MOEA. However, the Company restructured the investment through WIHH acquiring 100% shareholdings in WIBJ via stock exchange from WIBI in the 3rd quarter of 2021.

(Note 8) QT, in which the Company indirectly invested, had completed the cancellation of its business registration and liquidation in the 4th quarter of 2021. The said investment capital amounting to USD 2,778.40, which entitled the Company to a full ownership of the entity, had been remitted to WIBI in January 2022.

### 3. Significant transactions

For the year ended December 31, 2021, the significant inter-company transactions with the subsidiary in mainland China, which were eliminated in the preparation of consolidated financial statements, are disclosed in "Information on significant transactions".

(Continued)

**WISTRON INFORMATION TECHNOLOGY AND SERVICES CORPORATION**

**Notes to the Parent Company Only Financial Statements**

**Information on major shareholders**

**December 31, 2021**

Table 6

	Shareholding	
	Shares	Percentage
Wistron Digital Technology Holding Company	15,718,837	23.48 %